

Service Disabled Veteran Owned Small Business

Job #: 06-171

Project Name: East Town Crossing

As Of Date: 1/17/2023

Subject: Water Monitoring Information for the East Town Crossing Site

Special Notes:

On Site Average Elevation: 70 Elevation

Max Boring Depth for the Shaw / Pioneer Crossing: 51.75 IE sloping to 60.60 IE

Shaw / Pioneer Intersection Elevation: 69.9 Top Surface


East Town Crossing Monitoring Well Information:

Well # 1 (B-1/W-1): 72.84, Rim IE

Well # 2 (W-2) 74.13 Rim IE

Water Monitoring Information (Well #1):


<u>Date</u>	<u>Location</u>	<u>Boring Site #</u>	<u>Water Elevation</u>	<u>Depth</u>	<u>Source</u>	<u>Comments</u>
3/18/2019	East Town Crossing	B-1/W-1	64.64	8.20	Krazans Report	Water Monitoring Well Testing
3/26/2019	East Town Crossing	B-1/W-1	64.94	7.90	Krazans Report	Water Monitoring Well Testing
4/2/2019	East Town Crossing	B-1/W-1	64.84	8.00	Krazans Report	Water Monitoring Well Testing
4/10/2019	East Town Crossing	B-1/W-1	64.54	8.30	Krazans Report	Water Monitoring Well Testing
4/19/2019	East Town Crossing	B-1/W-1	64.54	8.30	Krazans Report	Water Monitoring Well Testing
4/24/2019	East Town Crossing	B-1/W-1	64.64	8.20	Krazans Report	Water Monitoring Well Testing
4/28/2019	East Town Crossing	B-1/W-1	64.64	8.20	Krazans Report	Water Monitoring Well Testing
12/27/2019	East Town Crossing	B-1/W-1	69.14	3.70	Krazans Report	Water Monitoring Well Testing
1/31/2020	East Town Crossing	B-1/W-1	69.84	3.00	Krazans Report	Water Monitoring Well Testing
2/17/2020	East Town Crossing	B-1/W-1	66.44	6.40	Krazans Report	Water Monitoring Well Testing
3/16/2020	East Town Crossing	B-1/W-1	65.54	7.30	Krazans Report	Water Monitoring Well Testing
8/21/2020	East Town Crossing	B-1/W-1	63.94	8.90	Abbey Road Group	Water Monitoring Well Testing
8/28/2020	East Town Crossing	B-1/W-1	63.99	8.85	Abbey Road Group	Water Monitoring Well Testing
9/4/2020	East Town Crossing	B-1/W-1	63.84	9.00	Abbey Road Group	Water Monitoring Well Testing
9/11/2020	East Town Crossing	B-1/W-1	63.68	9.16	Abbey Road Group	Water Monitoring Well Testing
9/21/2020	East Town Crossing	B-1/W-1	63.72	9.12	Abbey Road Group	Water Monitoring Well Testing
9/25/2020	East Town Crossing	B-1/W-1	64.36	8.48	Abbey Road Group	Water Monitoring Well Testing
10/2/2020	East Town Crossing	B-1/W-1	64.27	8.57	Abbey Road Group	Water Monitoring Well Testing
10/9/2020	East Town Crossing	B-1/W-1	64.25	8.59	Abbey Road Group	Water Monitoring Well Testing



Service Disabled Veteran Owned Small Business

Water Monitoring Information (Well #1):


<u>Date</u>	<u>Location</u>	<u>Boring Site #</u>	<u>Water Elevation</u>	<u>Depth</u>	<u>Source</u>	<u>Comments</u>
10/16/2020	East Town Crossing	B-1/W-1	64.82	8.02	Abbey Road Group	Water Monitoring Well Testing
10/23/2020	East Town Crossing	B-1/W-1	64.81	8.03	Abbey Road Group	Water Monitoring Well Testing
11/6/2020	East Town Crossing	B-1/W-1	65.59	7.25	Abbey Road Group	Water Monitoring Well Testing
11/13/2020	East Town Crossing	B-1/W-1	65.49	7.35	Abbey Road Group	Water Monitoring Well Testing
11/19/2020	East Town Crossing	B-1/W-1	65.89	6.95	Abbey Road Group	Water Monitoring Well Testing
12/4/2020	East Town Crossing	B-1/W-1	65.67	7.17	Abbey Road Group	Water Monitoring Well Testing
12/11/2020	East Town Crossing	B-1/W-1	66.64	6.20	Abbey Road Group	Water Monitoring Well Testing
12/21/2020	East Town Crossing	B-1/W-1	67.28	5.56	Abbey Road Group	Water Monitoring Well Testing
12/28/2020	East Town Crossing	B-1/W-1	67.09	5.75	Abbey Road Group	Water Monitoring Well Testing
1/4/2021	East Town Crossing	B-1/W-1	68.44	4.40	Abbey Road Group	Water Monitoring Well Testing
1/11/2021	East Town Crossing	B-1/W-1	67.84	5.00	Abbey Road Group	Water Monitoring Well Testing
1/18/2021	East Town Crossing	B-1/W-1	67.89	4.95	Abbey Road Group	Water Monitoring Well Testing
2/1/2021	East Town Crossing	B-1/W-1	67.24	5.60	Abbey Road Group	Water Monitoring Well Testing
2/8/2021	East Town Crossing	B-1/W-1	66.96	5.88	Abbey Road Group	Water Monitoring Well Testing
2/16/2021	East Town Crossing	B-1/W-1	67.79	5.05	Abbey Road Group	Water Monitoring Well Testing
2/22/2021	East Town Crossing	B-1/W-1	68.09	4.75	Abbey Road Group	Water Monitoring Well Testing
3/1/2021	East Town Crossing	B-1/W-1	67.43	5.41	Abbey Road Group	Water Monitoring Well Testing
3/5/2021	East Town Crossing	B-1/W-1	67.11	5.73	Abbey Road Group	Water Monitoring Well Testing
3/15/2021	East Town Crossing	B-1/W-1	66.54	6.30	Abbey Road Group	Water Monitoring Well Testing
3/22/2021	East Town Crossing	B-1/W-1	66.36	6.48	Abbey Road Group	Water Monitoring Well Testing
4/5/2021	East Town Crossing	B-1/W-1	66.28	6.56	Abbey Road Group	Water Monitoring Well Testing
4/13/2021	East Town Crossing	B-1/W-1	66.01	6.83	Abbey Road Group	Water Monitoring Well Testing
4/19/2021	East Town Crossing	B-1/W-1	65.82	7.02	Abbey Road Group	Water Monitoring Well Testing
4/22/2021	East Town Crossing	B-1/W-1	65.73	7.11	Abbey Road Group	Water Monitoring Well Testing
4/30/2021	East Town Crossing	B-1/W-1	65.77	7.07	Abbey Road Group	Water Monitoring Well Testing
5/07/2021	East Town Crossing	B-1/W-1	65.66	7.18	Abbey Road Group	Water Monitoring Well Testing
5/17/2021	East Town Crossing	B-1/W-1	65.39	7.45	Abbey Road Group	Water Monitoring Well Testing
5/24/2021	East Town Crossing	B-1/W-1	65.39	7.45	Abbey Road Group	Water Monitoring Well Testing
5/28/2021	East Town Crossing	B-1/W-1	65.34	7.50	Abbey Road Group	Water Monitoring Well Testing
6/4/2021	East Town Crossing	B-1/W-1	65.19	7.65	Abbey Road Group	Water Monitoring Well Testing
6/14/2021	East Town Crossing	B-1/W-1	65.49	7.35	Abbey Road Group	Water Monitoring Well Testing
6/22/2021	East Town Crossing	B-1/W-1	65.29	7.55	Abbey Road Group	Water Monitoring Well Testing
6/29/2021	East Town Crossing	B-1/W-1	65.03	7.81	Abbey Road Group	Water Monitoring Well Testing
7/8/2021	East Town Crossing	B-1/W-1	64.79	8.05	Abbey Road Group	Water Monitoring Well Testing
7/12/2021	East Town Crossing	B-1/W-1	64.64	8.20	Abbey Road Group	Water Monitoring Well Testing



Service Disabled Veteran Owned Small Business

Water Monitoring Information (Well #1):


<u>Date</u>	<u>Location</u>	<u>Boring Site #</u>	<u>Water Elevation</u>	<u>Depth</u>	<u>Source</u>	<u>Comments</u>
7/20/2021	East Town Crossing	B-1/W-1	64.42	8.42	Abbey Road Group	Water Monitoring Well Testing
7/27/2021	East Town Crossing	B-1/W-1	64.21	8.63	Abbey Road Group	Water Monitoring Well Testing
8/2/2021	East Town Crossing	B-1/W-1	64.05	8.79	Abbey Road Group	Water Monitoring Well Testing
8/10/2021	East Town Crossing	B-1/W-1	63.89	8.95	Abbey Road Group	Water Monitoring Well Testing
8/16/2021	East Town Crossing	B-1/W-1	63.82	9.02	Abbey Road Group	Water Monitoring Well Testing
8/23/2021	East Town Crossing	B-1/W-1	63.73	9.11	Abbey Road Group	Water Monitoring Well Testing
8/30/2021	East Town Crossing	B-1/W-1	63.69	9.15	Abbey Road Group	Water Monitoring Well Testing
9/9/2021	East Town Crossing	B-1/W-1	63.59	9.25	Abbey Road Group	Water Monitoring Well Testing
9/13/2021	East Town Crossing	B-1/W-1	63.54	9.30	Abbey Road Group	Water Monitoring Well Testing
9/20/2021	East Town Crossing	B-1/W-1	63.73	9.11	Abbey Road Group	Water Monitoring Well Testing
9/27/2021	East Town Crossing	B-1/W-1	63.89	8.95	Abbey Road Group	Water Monitoring Well Testing
10/4/2021	East Town Crossing	B-1/W-1	64.20	8.64	Abbey Road Group	Water Monitoring Well Testing
10/18/2021	East Town Crossing	B-1/W-1	64.20	8.64	Abbey Road Group	Water Monitoring Well Testing
10/25/2021	East Town Crossing	B-1/W-1	64.44	8.40	Abbey Road Group	Water Monitoring Well Testing
11/1/2021	East Town Crossing	B-1/W-1	65.34	7.50	Abbey Road Group	Water Monitoring Well Testing
11/8/2021	East Town Crossing	B-1/W-1	66.29	6.55	Abbey Road Group	Water Monitoring Well Testing
11/17/2021	East Town Crossing	B-1/W-1	66.29	6.55	Abbey Road Group	Water Monitoring Well Testing
11/22/2021	East Town Crossing	B-1/W-1	66.29	6.55	Abbey Road Group	Water Monitoring Well Testing
11/29/2021	East Town Crossing	B-1/W-1	66.52	6.32	Abbey Road Group	Water Monitoring Well Testing
12/6/2021	East Town Crossing	B-1/W-1	66.33	6.51	Abbey Road Group	Water Monitoring Well Testing
12/13/2021	East Town Crossing	B-1/W-1	67.49	5.35	Abbey Road Group	Water Monitoring Well Testing
1/3/2022	East Town Crossing	B-1/W-1	67.44	5.40	Abbey Road Group	Water Monitoring Well Testing
1/25/2022	East Town Crossing	B-1/W-1	63.80	9.04	Abbey Road Group	Water Monitoring Well Testing-Onsite Dewatering
1/28/2022	East Town Crossing	B-1/W-1	63.08	9.76	Abbey Road Group	Water Monitoring Well Testing-Onsite Dewatering (2 Pumps Running)
2/4/2022	East Town Crossing	B-1/W-1	65.01	7.83	Abbey Road Group	Water Monitoring Well Testing-Onsite Dewatering ended 2/03/2022
2/8/2022	East Town Crossing	B-1/W-1	65.54	7.30	Abbey Road Group	Water Monitoring Well Testing
2/16/2022	East Town Crossing	B-1/W-1	65.55	7.29	Abbey Road Group	Water Monitoring Well Testing
3/9/2022	East Town Crossing	B-1/W-1	66.94	5.90	Abbey Road Group	Water Monitoring Well Testing
3/22/2022	East Town Crossing	B-1/W-1	67.09	5.75	Abbey Road Group	Water Monitoring Well Testing
3/31/2022	East Town Crossing	B-1/W-1	66.33	6.51	Abbey Road Group	Water Monitoring Well Testing
4/12/2022	East Town Crossing	B-1/W-1	66.16	6.68	Abbey Road Group	Water Monitoring Well Testing
4/19/2022	East Town Crossing	B-1/W-1	66.06	6.78	Abbey Road Group	Water Monitoring Well Testing
4/25/2022	East Town Crossing	B-1/W-1	65.94	6.90	Abbey Road Group	Water Monitoring Well Testing
5/3/2022	East Town Crossing	B-1/W-1	66.08	6.76	Abbey Road Group	Water Monitoring Well Testing
5/10/2022	East Town Crossing	B-1/W-1	66.27	6.57	Abbey Road Group	Water Monitoring Well Testing



Service Disabled Veteran Owned Small Business

Water Monitoring Information (Well #1):

<u>Date</u>	<u>Location</u>	<u>Boring Site #</u>	<u>Water Elevation</u>	<u>Depth</u>	<u>Source</u>	<u>Comments</u>
5/18/2022	East Town Crossing	B-1/W-1	66.29	6.55	Abbey Road Group	Water Monitoring Well Testing
5/25/2022	East Town Crossing	B-1/W-1	66.84	6.00	Abbey Road Group	Water Monitoring Well Testing
6/1/2022	East Town Crossing	B-1/W-1	65.94	6.90	Abbey Road Group	Water Monitoring Well Testing
6/6/2022	East Town Crossing	B-1/W-1	66.14	6.70	Abbey Road Group	Water Monitoring Well Testing
6/16/2022	East Town Crossing	B-1/W-1	66.46	6.38	Abbey Road Group	Water Monitoring Well Testing
6/20/2022	East Town Crossing	B-1/W-1	66.14	6.70	Abbey Road Group	Water Monitoring Well Testing
6/30/2022	East Town Crossing	B-1/W-1	65.54	7.30	Abbey Road Group	Water Monitoring Well Testing
7/6/2022	East Town Crossing	B-1/W-1	65.44	7.40	Abbey Road Group	Water Monitoring Well Testing
7/11/2022	East Town Crossing	B-1/W-1	65.14	7.70	Abbey Road Group	Water Monitoring Well Testing
7/19/2022	East Town Crossing	B-1/W-1	64.84	8.00	Abbey Road Group	Water Monitoring Well Testing
7/28/2022	East Town Crossing	B-1/W-1	64.59	8.25	Abbey Road Group	Water Monitoring Well Testing
8/1/2022	East Town Crossing	B-1/W-1	64.49	8.35	Abbey Road Group	Water Monitoring Well Testing
8/10/2022	East Town Crossing	B-1/W-1	64.24	8.60	Abbey Road Group	Water Monitoring Well Testing
8/15/2022	East Town Crossing	B-1/W-1	64.19	8.65	Abbey Road Group	Water Monitoring Well Testing
8/25/2022	East Town Crossing	B-1/W-1	64.04	8.80	Abbey Road Group	Water Monitoring Well Testing
8/30/2022	East Town Crossing	B-1/W-1	63.89	8.95	Abbey Road Group	Water Monitoring Well Testing
9/6/2022	East Town Crossing	B-1/W-1	63.86	8.98	Abbey Road Group	Water Monitoring Well Testing
9/12/2022	East Town Crossing	B-1/W-1	63.69	9.15	Abbey Road Group	Water Monitoring Well Testing
9/19/2022	East Town Crossing	B-1/W-1	63.68	9.16	Abbey Road Group	Water Monitoring Well Testing
9/28/2022	East Town Crossing	B-1/W-1	63.64	9.20	Abbey Road Group	Water Monitoring Well Testing
10/7/2022	East Town Crossing	B-1/W-1	63.61	9.23	Abbey Road Group	Water Monitoring Well Testing
10/12/2022	East Town Crossing	B-1/W-1	63.68	9.16	Abbey Road Group	Water Monitoring Well Testing
10/17/2022	East Town Crossing	B-1/W-1	63.62	9.22	Abbey Road Group	Water Monitoring Well Testing
10/24/2022	East Town Crossing	B-1/W-1	63.84	9.00	Abbey Road Group	Water Monitoring Well Testing
10/31/2022	East Town Crossing	B-1/W-1	64.16	8.68	Abbey Road Group	Water Monitoring Well Testing
11/7/2022	East Town Crossing	B-1/W-1	65.04	7.80	Abbey Road Group	Water Monitoring Well Testing
11/14/2022	East Town Crossing	B-1/W-1	64.80	8.04	Abbey Road Group	Water Monitoring Well Testing
11/29/2022	East Town Crossing	B-1/W-1	65.12	7.72	Abbey Road Group	Water Monitoring Well Testing
12/5/2022	East Town Crossing	B-1/W-1	65.71	7.13	Abbey Road Group	Water Monitoring Well Testing
12/16/2022	East Town Crossing	B-1/W-1	65.73	7.11	Abbey Road Group	Water Monitoring Well Testing
12/20/2022	East Town Crossing	B-1/W-1	65.75	7.09	Abbey Road Group	Water Monitoring Well Testing
12/27/2022	East Town Crossing	B-1/W-1	67.19	5.65	Abbey Road Group	Water Monitoring Well Testing
1/3/2023	East Town Crossing	B-1/W-1	66.60	6.24	Abbey Road Group	Water Monitoring Well Testing
1/9/2023	East Town Crossing	B-1/W-1	66.61	6.23	Abbey Road Group	Water Monitoring Well Testing
1/17/2023	East Town Crossing	B-1/W-1	66.68	6.16	Abbey Road Group	Water Monitoring Well Testing



Service Disabled Veteran Owned Small Business

Job #: 06-171

Project Name: East Town Crossing

As Of Date: 1/17/2023

Subject: Water Monitoring Information for the East Town Crossing Site

Special Notes:

On Site Average Elevation: 70 Elevation

Max Boring Depth for the Shaw / Pioneer Crossing: 51.75 IE sloping to 60.60 IE

Shaw / Pioneer Intersection Elevation: 69.9 Top Surface


East Town Crossing Monitoring Well Information:

Well # 1 (B-1/W-1): 72.84, Rim IE

Well # 2 (W-2) 74.13 Rim IE

Water Monitoring Information (Well #2):


<u>Date</u>	<u>Location</u>	<u>Boring Site #</u>	<u>Water Elevation</u>	<u>Depth</u>	<u>Source</u>	<u>Comments</u>
3/18/2019	East Town Crossing	W-2	66.63	7.50	Krazans Report	Water Monitoring Well Testing
3/26/2020	East Town Crossing	W-2	66.83	7.30	Krazans Report	Water Monitoring Well Testing
4/2/2019	East Town Crossing	W-2	66.83	7.30	Krazans Report	Water Monitoring Well Testing
4/10/2019	East Town Crossing	W-2	66.33	7.80	Krazans Report	Water Monitoring Well Testing
4/19/2019	East Town Crossing	W-2	66.33	7.80	Krazans Report	Water Monitoring Well Testing
4/24/2019	East Town Crossing	W-2	66.33	7.80	Krazans Report	Water Monitoring Well Testing
4/28/2019	East Town Crossing	W-2	66.33	7.80	Krazans Report	Water Monitoring Well Testing
12/27/2019	East Town Crossing	W-2	70.03	4.10	Krazans Report	Water Monitoring Well Testing
1/31/2020	East Town Crossing	W-2	70.63	3.50	Krazans Report	Water Monitoring Well Testing
2/17/2020	East Town Crossing	W-2	68.33	5.80	Krazans Report	Water Monitoring Well Testing
3/16/2020	East Town Crossing	W-2	67.33	6.80	Krazans Report	Water Monitoring Well Testing
8/21/2020	East Town Crossing	W-2	66.08	8.05	Abbey Road Group	Water Monitoring Well Testing
8/28/2020	East Town Crossing	W-2	65.98	8.15	Abbey Road Group	Water Monitoring Well Testing
9/4/2020	East Town Crossing	W-2	65.81	8.32	Abbey Road Group	Water Monitoring Well Testing
9/11/2020	East Town Crossing	W-2	65.68	8.45	Abbey Road Group	Water Monitoring Well Testing
9/21/2020	East Town Crossing	W-2	65.58	8.55	Abbey Road Group	Water Monitoring Well Testing
9/25/2020	East Town Crossing	W-2	65.79	8.34	Abbey Road Group	Water Monitoring Well Testing
10/2/2020	East Town Crossing	W-2	65.82	8.31	Abbey Road Group	Water Monitoring Well Testing
10/9/2020	East Town Crossing	W-2	65.82	8.31	Abbey Road Group	Water Monitoring Well Testing
10/16/2020	East Town Crossing	W-2	66.27	7.86	Abbey Road Group	Water Monitoring Well Testing
10/23/2020	East Town Crossing	W-2	66.27	7.86	Abbey Road Group	Water Monitoring Well Testing
11/6/2020	East Town Crossing	W-2	66.88	7.25	Abbey Road Group	Water Monitoring Well Testing
11/13/2020	East Town Crossing	W-2	66.68	7.45	Abbey Road Group	Water Monitoring Well Testing



Service Disabled Veteran Owned Small Business

Water Monitoring Information (Well #2):


<u>Date</u>	<u>Location</u>	<u>Boring Site #</u>	<u>Water Elevation</u>	<u>Water Depth</u>	<u>Source</u>	<u>Comments</u>
11/19/2020	East Town Crossing	W-2	67.08	7.05	Abbey Road Group	Water Monitoring Well Testing
12/4/2020	East Town Crossing	W-2	67.18	6.95	Abbey Road Group	Water Monitoring Well Testing
12/11/2020	East Town Crossing	W-2	68.10	6.03	Abbey Road Group	Water Monitoring Well Testing
12/21/2020	East Town Crossing	W-2	68.56	5.57	Abbey Road Group	Water Monitoring Well Testing
12/28/2020	East Town Crossing	W-2	68.73	5.40	Abbey Road Group	Water Monitoring Well Testing
1/4/2021	East Town Crossing	W-2	69.98	4.15	Abbey Road Group	Water Monitoring Well Testing
1/11/2021	East Town Crossing	W-2	69.73	4.40	Abbey Road Group	Water Monitoring Well Testing
1/18/2021	East Town Crossing	W-2	70.13	4.00	Abbey Road Group	Water Monitoring Well Testing
2/1/2021	East Town Crossing	W-2	69.31	4.82	Abbey Road Group	Water Monitoring Well Testing
2/8/2021	East Town Crossing	W-2	69.10	5.03	Abbey Road Group	Water Monitoring Well Testing
2/16/2021	East Town Crossing	W-2	69.48	4.65	Abbey Road Group	Water Monitoring Well Testing
2/22/2021	East Town Crossing	W-2	69.73	4.40	Abbey Road Group	Water Monitoring Well Testing
3/1/2021	East Town Crossing	W-2	69.52	4.61	Abbey Road Group	Water Monitoring Well Testing
3/5/2021	East Town Crossing	W-2	69.13	5.00	Abbey Road Group	Water Monitoring Well Testing
3/15/2021	East Town Crossing	W-2	68.60	5.53	Abbey Road Group	Water Monitoring Well Testing
3/22/2021	East Town Crossing	W-2	68.32	5.81	Abbey Road Group	Water Monitoring Well Testing
4/5/2021	East Town Crossing	W-2	68.15	5.98	Abbey Road Group	Water Monitoring Well Testing
4/13/2021	East Town Crossing	W-2	67.91	6.22	Abbey Road Group	Water Monitoring Well Testing
4/19/2021	East Town Crossing	W-2	67.75	6.38	Abbey Road Group	Water Monitoring Well Testing
4/22/2021	East Town Crossing	W-2	67.62	6.51	Abbey Road Group	Water Monitoring Well Testing
4/30/2021	East Town Crossing	W-2	67.67	6.46	Abbey Road Group	Water Monitoring Well Testing
5/7/2021	East Town Crossing	W-2	67.63	6.50	Abbey Road Group	Water Monitoring Well Testing
5/17/2021	East Town Crossing	W-2	67.48	6.65	Abbey Road Group	Water Monitoring Well Testing
5/24/2021	East Town Crossing	W-2	67.51	6.62	Abbey Road Group	Water Monitoring Well Testing
5/28/2021	East Town Crossing	W-2	67.49	6.64	Abbey Road Group	Water Monitoring Well Testing
6/4/2021	East Town Crossing	W-2	67.17	6.96	Abbey Road Group	Water Monitoring Well Testing
6/14/2021	East Town Crossing	W-2	67.51	6.62	Abbey Road Group	Water Monitoring Well Testing
6/22/2021	East Town Crossing	W-2	67.50	6.63	Abbey Road Group	Water Monitoring Well Testing
6/29/2021	East Town Crossing	W-2	67.18	6.95	Abbey Road Group	Water Monitoring Well Testing
7/8/2021	East Town Crossing	W-2	67.08	7.05	Abbey Road Group	Water Monitoring Well Testing
7/12/2021	East Town Crossing	W-2	66.95	7.18	Abbey Road Group	Water Monitoring Well Testing
7/12/2021	East Town Crossing	W-2	66.73	7.40	Abbey Road Group	Water Monitoring Well Testing
7/12/2021	East Town Crossing	W-2	66.45	7.68	Abbey Road Group	Water Monitoring Well Testing
8/2/2021	East Town Crossing	W-2	66.39	7.74	Abbey Road Group	Water Monitoring Well Testing
8/10/2021	East Town Crossing	W-2	66.18	7.95	Abbey Road Group	Water Monitoring Well Testing



Service Disabled Veteran Owned Small Business

Water Monitoring Information (Well #2):

<u>Date</u>	<u>Location</u>	<u>Boring Site #</u>	<u>Water Elevation</u>	<u>Depth</u>	<u>Source</u>	<u>Comments</u>
8/16/2021	East Town Crossing	W-2	66.02	8.11	Abbey Road Group	Water Monitoring Well Testing
8/23/2021	East Town Crossing	W-2	65.87	8.26	Abbey Road Group	Water Monitoring Well Testing
8/30/2021	East Town Crossing	W-2	65.72	8.41	Abbey Road Group	Water Monitoring Well Testing
9/9/2021	East Town Crossing	W-2	65.58	8.55	Abbey Road Group	Water Monitoring Well Testing
9/13/2021	East Town Crossing	W-2	65.55	8.58	Abbey Road Group	Water Monitoring Well Testing
9/20/2021	East Town Crossing	W-2	65.66	8.47	Abbey Road Group	Water Monitoring Well Testing
9/27/2021	East Town Crossing	W-2	65.63	8.50	Abbey Road Group	Water Monitoring Well Testing
10/4/2021	East Town Crossing	W-2	65.70	8.43	Abbey Road Group	Water Monitoring Well Testing
10/18/2021	East Town Crossing	W-2	65.81	8.32	Abbey Road Group	Water Monitoring Well Testing
10/25/2021	East Town Crossing	W-2	65.98	8.15	Abbey Road Group	Water Monitoring Well Testing
11/1/2021	East Town Crossing	W-2	66.53	7.60	Abbey Road Group	Water Monitoring Well Testing
11/8/2021	East Town Crossing	W-2	67.23	6.90	Abbey Road Group	Water Monitoring Well Testing
11/17/2021	East Town Crossing	W-2	68.93	5.20	Abbey Road Group	Water Monitoring Well Testing
11/22/2021	East Town Crossing	W-2	68.98	5.15	Abbey Road Group	Water Monitoring Well Testing
11/29/2021	East Town Crossing	W-2	69.17	4.96	Abbey Road Group	Water Monitoring Well Testing
12/6/2021	East Town Crossing	W-2	68.92	5.21	Abbey Road Group	Water Monitoring Well Testing
12/13/2021	East Town Crossing	W-2	69.35	4.78	Abbey Road Group	Water Monitoring Well Testing
1/3/2022	East Town Crossing	W-2	69.30	4.83	Abbey Road Group	Water Monitoring Well Testing
1/25/2022	East Town Crossing	W-2	65.88	8.25	Abbey Road Group	Water Monitoring Well Testing-Onsite Dewatering
1/28/2022	East Town Crossing	W-2	65.05	9.08	Abbey Road Group	Water Monitoring Well Testing-Onsite Dewatering (2 Pumps Running)
2/4/2022	East Town Crossing	W-2	64.98	9.15	Abbey Road Group	Water Monitoring Well Testing-Onsite Dewatering ended 2/03/2022
2/8/2022	East Town Crossing	W-2	66.23	7.90	Abbey Road Group	Water Monitoring Well Testing
2/16/2022	East Town Crossing	W-2	67.13	7.00	Abbey Road Group	Water Monitoring Well Testing
3/9/2022	East Town Crossing	W-2	68.53	5.60	Abbey Road Group	Water Monitoring Well Testing
3/22/2022	East Town Crossing	W-2	68.43	5.70	Abbey Road Group	Water Monitoring Well Testing
3/31/2022	East Town Crossing	W-2	68.05	6.08	Abbey Road Group	Water Monitoring Well Testing
4/12/2022	East Town Crossing	W-2	67.97	6.16	Abbey Road Group	Water Monitoring Well Testing
4/19/2022	East Town Crossing	W-2	67.97	6.16	Abbey Road Group	Water Monitoring Well Testing
4/25/2022	East Town Crossing	W-2	67.73	6.40	Abbey Road Group	Water Monitoring Well Testing
5/3/2022	East Town Crossing	W-2	67.68	6.45	Abbey Road Group	Water Monitoring Well Testing
5/10/2022	East Town Crossing	W-2	67.83	6.30	Abbey Road Group	Water Monitoring Well Testing
5/18/2022	East Town Crossing	W-2	68.10	6.03	Abbey Road Group	Water Monitoring Well Testing
5/25/2022	East Town Crossing	W-2	68.43	5.70	Abbey Road Group	Water Monitoring Well Testing
6/1/2022	East Town Crossing	W-2	67.63	6.50	Abbey Road Group	Water Monitoring Well Testing
6/6/2022	East Town Crossing	W-2	67.85	6.28	Abbey Road Group	Water Monitoring Well Testing
6/16/2022	East Town Crossing	W-2	68.13	6.00	Abbey Road Group	Water Monitoring Well Testing
6/20/2022	East Town Crossing	W-2	68.03	6.10	Abbey Road Group	Water Monitoring Well Testing
6/30/2022	East Town Crossing	W-2	67.43	6.70	Abbey Road Group	Water Monitoring Well Testing



Service Disabled Veteran Owned Small Business

Water Monitoring Information (Well #2):

Date	Location	Boring Site #	Water Elevation	Depth	Source	Comments
7/6/2022	East Town Crossing	W-2	67.33	6.80	Abbey Road Group	Water Monitoring Well Testing
7/11/2022	East Town Crossing	W-2	67.03	7.10	Abbey Road Group	Water Monitoring Well Testing
7/19/2022	East Town Crossing	W-2	66.85	7.28	Abbey Road Group	Water Monitoring Well Testing
7/28/2022	East Town Crossing	W-2	66.88	7.25	Abbey Road Group	Water Monitoring Well Testing
8/1/2022	East Town Crossing	W-2	66.68	7.45	Abbey Road Group	Water Monitoring Well Testing
8/10/2022	East Town Crossing	W-2	66.48	7.65	Abbey Road Group	Water Monitoring Well Testing
8/15/2022	East Town Crossing	W-2	66.38	7.75	Abbey Road Group	Water Monitoring Well Testing
8/25/2022	East Town Crossing	W-2	66.28	7.85	Abbey Road Group	Water Monitoring Well Testing
8/30/2022	East Town Crossing	W-2	66.18	7.95	Abbey Road Group	Water Monitoring Well Testing
9/6/2022	East Town Crossing	W-2	66.15	7.98	Abbey Road Group	Water Monitoring Well Testing
9/12/2022	East Town Crossing	W-2	65.88	8.25	Abbey Road Group	Water Monitoring Well Testing
9/19/2022	East Town Crossing	W-2	65.86	8.27	Abbey Road Group	Water Monitoring Well Testing
9/28/2022	East Town Crossing	W-2	65.85	8.28	Abbey Road Group	Water Monitoring Well Testing
10/7/2022	East Town Crossing	W-2	65.76	8.37	Abbey Road Group	Water Monitoring Well Testing
10/12/2022	East Town Crossing	W-2	65.66	8.47	Abbey Road Group	Water Monitoring Well Testing
10/17/2022	East Town Crossing	W-2	65.49	8.64	Abbey Road Group	Water Monitoring Well Testing
10/24/2022	East Town Crossing	W-2	65.70	8.43	Abbey Road Group	Water Monitoring Well Testing
10/31/2022	East Town Crossing	W-2	65.97	8.16	Abbey Road Group	Water Monitoring Well Testing
11/7/2022	East Town Crossing	W-2	66.83	7.30	Abbey Road Group	Water Monitoring Well Testing
11/14/2022	East Town Crossing	W-2	66.85	7.28	Abbey Road Group	Water Monitoring Well Testing
11/29/2022	East Town Crossing	W-2	66.46	7.67	Abbey Road Group	Water Monitoring Well Testing
12/5/2022	East Town Crossing	W-2	66.88	7.25	Abbey Road Group	Water Monitoring Well Testing
12/16/2022	East Town Crossing	W-2	66.85	7.28	Abbey Road Group	Water Monitoring Well Testing
12/20/2022	East Town Crossing	W-2	66.61	7.52	Abbey Road Group	Water Monitoring Well Testing
12/27/2022	East Town Crossing	W-2	68.00	6.13	Abbey Road Group	Water Monitoring Well Testing
1/3/2023	East Town Crossing	W-2	68.26	5.87	Abbey Road Group	Water Monitoring Well Testing
1/9/2023	East Town Crossing	W-2	68.23	5.90	Abbey Road Group	Water Monitoring Well Testing
1/17/2023	East Town Crossing	W-2	67.44	6.69	Abbey Road Group	Water Monitoring Well Testing