ROOF WALKWAY UPGRADE

MultiCare Good Samaritan Hospital
401 15th AVE SE, PUYALLUP, WA 98372

THE APPROVED CONSTRUCTION PLANS AND ALL ENGINEERING MUST BE POSTED ON THE JOB AT ALL INSPECTIONS IN A VISIBLE AND READILY ACCESSIBLE LOCATION.

Approval of submitted plans is not an approval of omissions or oversight by this office or noncompliance with any applicable regulations of local government. The contractor is responsible for making sure that the building complies with all applicable building codes and regulations of the local government.

City of Puyallup
Building
REVIEWED FOR COMPLIANCE
RayC
07/26/2023
4:36:06 PM

City of Puyallup
Development & Permitting Services
ISSUED PERMIT
Building | Planning
Engineering | Public Works
Fire | Traffic

IMC 306.5 Equipment and appliances on roof an elevated structure.

Excerpt of IEBC 503.1 Alterations shall comply with the requirements of the IBC.

Exception 1) existing stairs. and 2) handrail extensions where a hazard is created.

IBC 1208.3 Mechanical appliances. Access to mechanical appliances installed in under-floor areas, in attic spaces and on roofs or elevated structures shall be in accordance with the International Mechanical Code.

IBC Commentary:

Access to the equipment or appliances cannot require climbing over obstructions greater than 30 inches high. For example, a 36-inch duct running across the roof would require permanent steps or ladders to climb over the duct. Fire walls that extend up from the roof surface more than 30 inches would also require permanent steps or ladders.

IBC 1011.16 Ladders.

Permanent ladders shall not serve as a part of the means of egress from occupied spaces within a building. Permanent ladders shall be constructed in accordance with Section 306.5 of the International Mechanical Code and designed for the live loads indicated in Section 1607.17. Permanent ladders shall be permitted to provide access to the following areas:

1.Spaces frequented only by personnel for maintenance, repair or monitoring of equipment.

2.Nonoccupiable spaces accessed only by catwalks, crawl spaces, freight elevators or very narrow passageways.

3.Raised areas used primarily for purposes of security, life safety or fire safety including, but not limited to, observation galleries, prison guard towers, fire towers or lifeguard stands.

4.Elevated levels in Group U not open to the general public.

5.Nonoccupied roofs that are not required to have stairway access in accordance with Section 1011.12.1.

6.Where permitted to access equipment and appliances in accordance with Section 306.5 of the International Mechanical Code.

? Permanent ladders are permitted as a means of ingress and egress to very limited spaces. Typically, these spaces are not considered occupied and, as such, are not required to have a means of egress. While the term "technical production areas" is not used in this section, Section 410.5.3.4, Item 6, allows ladders to be used to access technical production areas. Item 6 of this section references the IMC for where ladders can be used to access mechanical equipment that is located in an elevated space or in a room. The details and construction requirements for a permanent ladder are also found in that section. This will help ensure that permanent ladders are safe and usable, while providing consistency for both the designer and the building official.

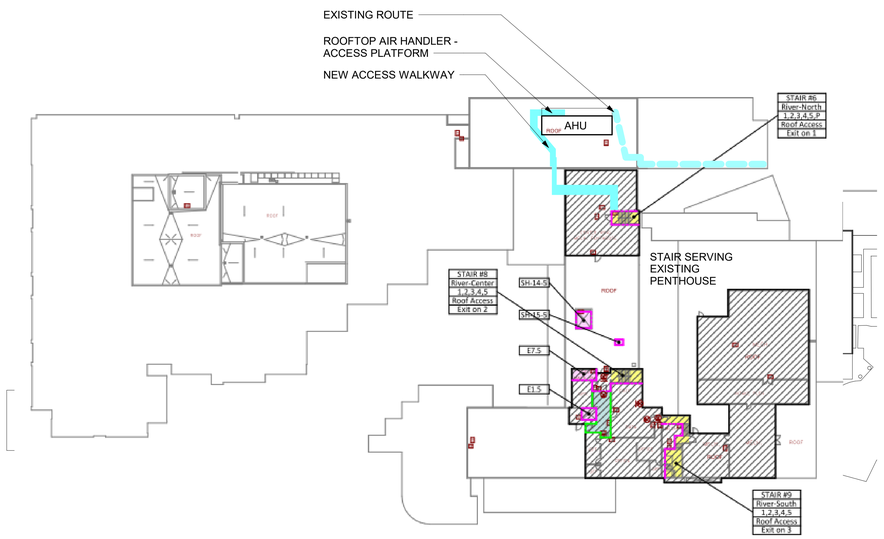

9 OVERALL ROOF PLAN SHOWING ACCESS PATHWAYS
1" = 40'-0"

NOTE ORIENTATION

PROJECT DESCRIPTION

PROJECT INVOLVES CREATION OF A NEW ELEVATED WALKWAY TO PROVIDE ACCESS TO VARIOUS ROOFTOP MECHANICAL EQUIPMENT. WALKWAY WILL BE SIMPLE WOOD STRUCTURE RESTING ON EXISTING ROOF. THIS IS STRICTLY MECHANICAL ACCESS (NO PUBLIC).

PROJECT CONTACTS

Owner: Multicare Good Samaritan Hospital
401 15th Ave. S.E.
Puyallup, WA 98372
TEL: (253) 697-4000
ATTN: Adam Knoll, Project Manager CBRE
CELL: (253) 732-5849
EMAIL: adam.knoll@multicare.org

Architect: Clark/Kjos Architects
621 SW Alder St., Suite 700
Portland, OR 97205
TEL: (503) 224-4848
ATTN: Alex Hill, Principal
EMAIL: alexhill@ckarch.com

Contractor: MacDonald Miller, Facilities Solutions
17930 International Blvd, Suite 120
Seatac, WA 98188
TEL: (206) 406-4729
ATTN: Kaleb Chastain
EMAIL: caleb.chastain@macmiller.com

VICINITY MAP

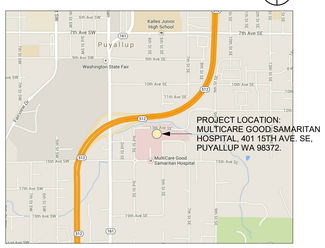

CODE SUMMARY

THIS PROJECT PROVIDES CONVIENIENCE ACCESS FOR MAINTENANCE PERSONEL SERVING ROOF TOP EQUIPMENT ON THE FOREST PAVILION. THIS IS STRICLY MECHANICAL SERVICE ACCESS. NO PUBLIC ACCESS IS ALLOWED. THIS NEW PLATFORM AND STAIRS SUPPLEMENT THE EXISTING ROUTE, WHICH IS INCONVENIENT AND INCLUDES VERTICAL TRANSITIONS MAKING SERVICE ACCESS DIFFICULT. OTHERWISE NO CHANGES TO EXITING OR OTHER ROOFTOP ELEMENTS ARE INCLUDED IN THIS SCOPE.

- BUILDING TYPE: (NORTH WING BUILT 1966. APPEARS TO BE 1A)
- FULLY SPRINKLERED
- FIRE-RETARDANT-TREATED WOOD PERMITTED IN BALCONIES, DECKS, EXTERIOR STAIRS IN BUILDINGS UP TO THREE STORIES ABOVE GRADE PLANE (EXIT LEVEL IS 2 STORIES DOWN)
- THIS IS A ROOFTOP MECHANICAL ACCESS (ACCESS TO UNOCCUPIED SPACES)
  1. 1209.3: ROOFTOP MECHANICAL ACCESS PER INTERNATIONAL MECHANICAL CODE

INTERNATIONAL MECHANICAL CODE
- 306.5: EQUIPMENT ON ROOFS: MUST NOT REQUIRE CLIMBING OVER OBSTRUCTIONS HIGHER THAN 30"
  1. STAIRS REQUIREMENT ARE NOT DEFINED IN THE I.M.C. NO REFERENCE IS GIVEN BACK TO STAIR REQUIREMENTS IN IBC.
  2. EXISTING OVERHEAD OBSTRUCTIONS (DUCTS) PREVENT STAIR RISE / RUN FROM COMPLYING WITH TYPICAL MAXIMUMS, THEREFORE WE PROPOSE USING OSHA STANDARD 1910.25
     A. 9.5" MAXIMUM RISER HEIGHT
     B. 9.5" MINIMUM RISER DEPTH
     C. ANGLE BETWEEN 30-50 DEGREES
  3. 1015.3: GUARD HEIGHT TO BE 42" MINIMUM MEASURED FROM ADJACENT WALK SURFACE
  4. 1015.4: GUARDS SHALL BE ARRANGED TO PREVENT PASSAGE OF A 21" DIAMETER SPHERE

2018 IBC

Guards 1015.2 Where required.

Guards shall be located along open-sided walking surfaces, including mezzanines, equipment platforms, aisles, stairs, ramps and landings that are located more than 30 inches (762 mm) measured vertically to the floor or grade below at any point within 36 inches (914 mm) horizontally to the edge of the open side. Guards shall be adequate in strength and attachment in accordance with Section 1607.8.

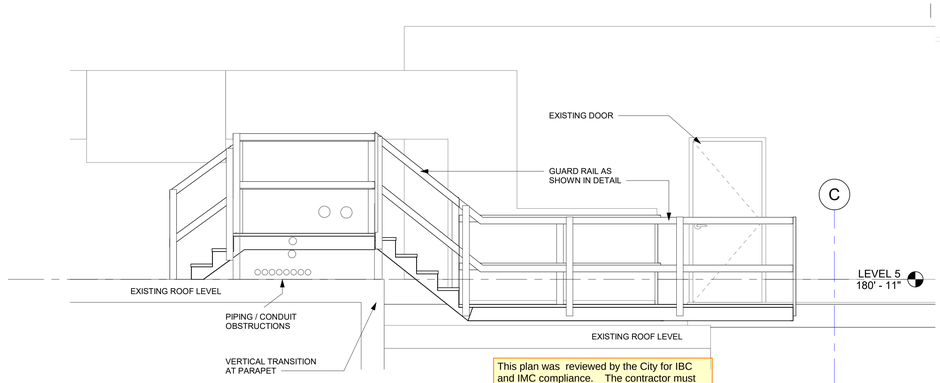

This plan was reviewed by the City for IBC and IMC compliance. The contractor must install handrails and guards that meet applicable OSHA standards.

3 ELEVATION SHOWING WALKWAY WITH GUARDRAILS
3/8" = 1'-0"

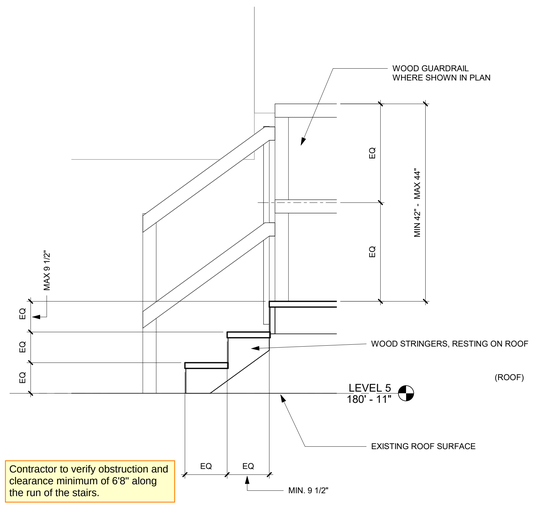

Contractor to verify obstruction and clearance minimum of 6'8" along the run of the stairs.

NOTE: INDICATIVE SECTION ONLY

THESE RULES APPLY TO ALL STAIRS IN THIS PROJECT AND ARE BASED ON OSHA REQUIREMENTS AS THESE STAIRS PROVIDE ACCESS TO AN UNNOCCUPIED ROOF. INSTALLER TO USE MEASURED FIELD VALUES TO DETERMINE RISER HEIGHTS TAKING INTO ACCOUNT MAXIMUMS AND MINIMUMS AND AVOIDING OVERHEAD OBSTRUCTIONS AS NECCESSARY.

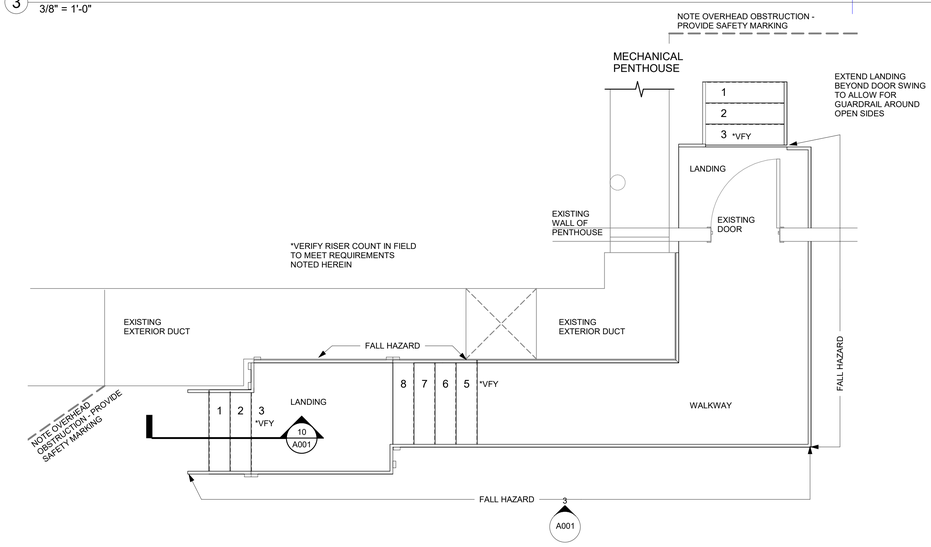

8 A001 WALKWAY-ENLARGED
3/8" = 1'-0"

NOTE ORIENTATION

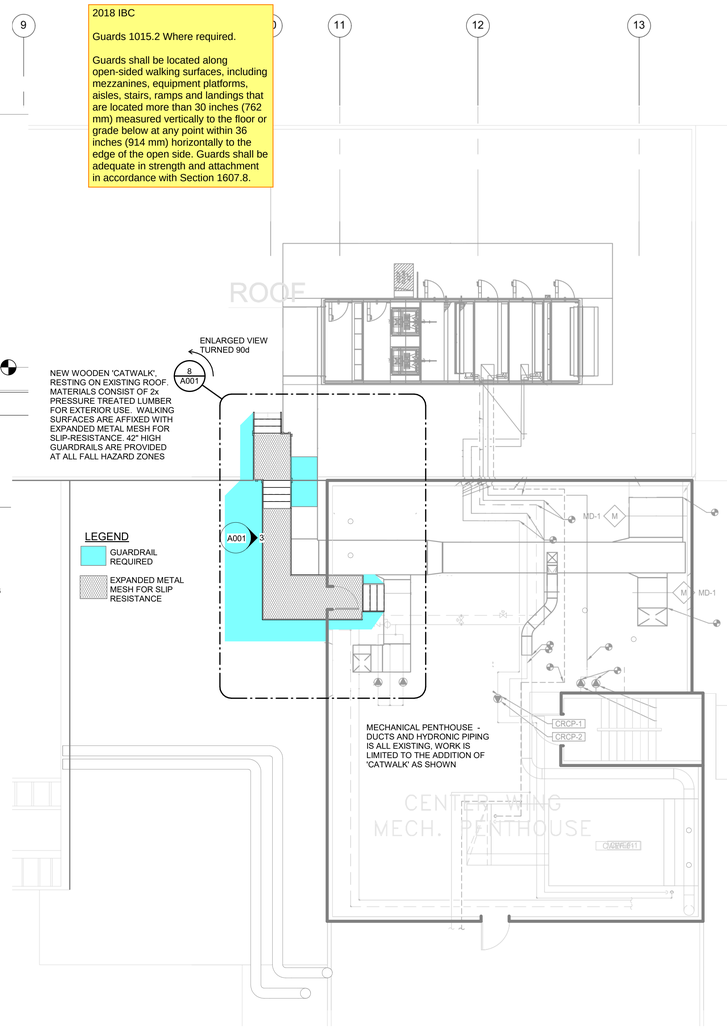

1 ROOF PLAN AT MECHANICAL ACCESS WALKWAY
1/8" = 1'-0"

NOTE ORIENTATION

CLARK KJOS ARCHITECTS, LLC
621 SW Alder St., Suite 700
Portland, OR 97205
Phone: 503/224-4848

REGISTERED ARCHITECT 11190 STATE OF WASHINGTON

ISSUE DATE: 06/27/2023
REVISIONS:

PERMIT SET

ROOFTOP WALKWAY

A001

PROJECT NO.: 17008

C:\Users\alexhill\Documents\PAV-Arch_alexhill@ckarch.com.rvt 6/27/2023 7:47:11 AM
CLARK KJOS ARCHITECTS, LLC COPYRIGHT 2023