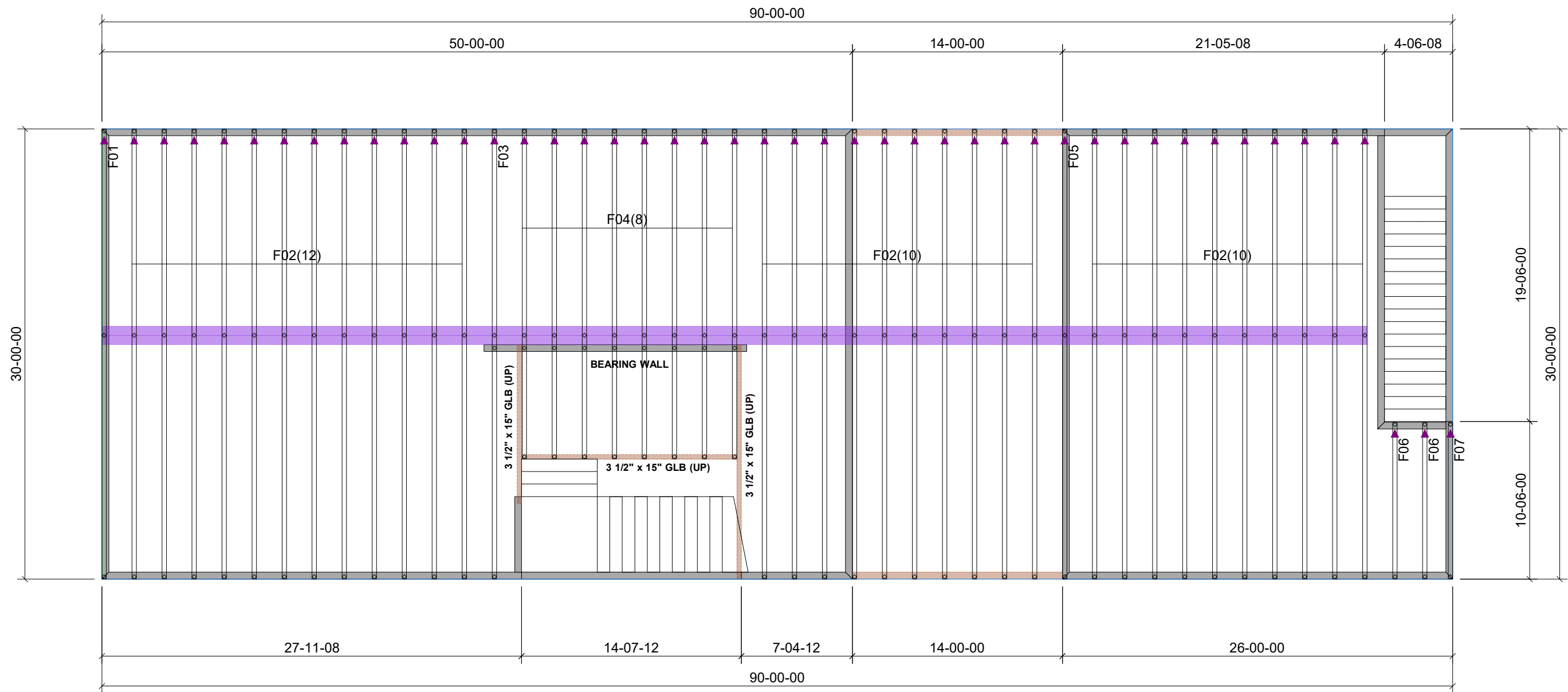


PLANS CALLED OUT FOR TRUSSES TO BE 16" DEEP AT 24" O.C.
TRUSSES DO NOT WORK UNDER THOSE CRITERIAS

FLOOR TRUSS DEPTH = 24"
SPACING = 24" O.C.
LOADING = 40-10-5



THE APPROVED CONSTRUCTION PLANS,
DOCUMENTS AND ALL ENGINEERING MUST
BE POSTED ON THE JOB AT ALL
INSPECTIONS IN A VISIBLE AND READILY
ACCESSIBLE LOCATION.

FULL SIZED LEDGIBLE COLOR PLANS ARE
REQUIRED TO BE PROVIDED BY THE
PERMITEE ON SITE FOR INSPECTION

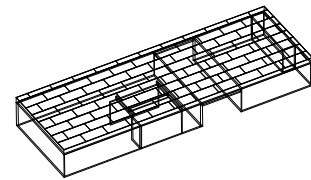
B-20-0741
CITY OF PUYALLUP

** IMPORTANT **


◀ = INDICATES LEFT END



Sales Rep:
Tony Campain
Estimate By:
Roxann Watson
Finalized By:
Roxann Watson
Date:
4/22/2020



Lot:



Address: 24XX West St Puyallup, WA 98371

Customer:
10-Phone Quote - PPTC100
Job Name:
Farris Residence
Job Number:
J1060421F
Plan:

Drawing Type:
Floor Trusses

Loading

TC/LL = 40.0 lb
TC/DL = 10.0 lb
BC/DL = 5.0 lb

Sheet Number:

1 of 1