



#1015 PUYALLUP, WA-R3  
4220 S MERIDIAN, PUYALLUP, WA 98373, US

Presented By:









SITE OVERVIEW | AERIAL MAP

EXTERIOR SIGNAGE KEY	
EXISTING SIGNAGE	PROPOSED RE-BRAND SIGNAGE
<b>E1</b> - Illuminated Channel Letters	<b>P1</b> - New Illuminated Channel Letters
<b>E2</b> - Illuminated Channel Letters	<b>P2</b> - New Illuminated Channel Letters
<b>E3</b> - Illuminated Channel Letters	<b>P3</b> - New Illuminated Channel Letters
<b>E4</b> - Illuminated Channel Letters	<b>P4</b> - New Illuminated Channel Letters
<b>E5</b> - Double Entry Door Vinyl	<b>P5</b> - Double Entry Door Vinyl
<b>E6</b> - Double Entry Door Vinyl	<b>P6</b> -No Branding Needed
<b>E7</b> - Pylon Sign	<b>P7</b> - Pylon Sign
<b>E8</b> - Drive-up Teller Window Vinyl	<b>P8</b> - Drive-up Teller Window Vinyl
<b>E9</b> - Regulatory Sign	<b>P9</b> - New Regulatory Sign
<b>E10</b> - Regulatory Sign	<b>P10</b> - New Regulatory Sign
<b>E11</b> - Regulatory Sign	<b>P11</b> - Regulatory Sign - REMAIN AS IS
<b>E12</b> - Regulatory Sign	<b>P12</b> - DOT Stop Sign - REMAIN AS IS
<b>E13</b> - Regulatory Sign	<b>P13</b> - NewRegulatory Sign
<b>E14</b> - Regulatory Sign	<b>P14</b> - New Regulatory Sign
<b>E15</b> - Regulatory Sign	<b>P15</b> - New Regulatory Sign
<b>E16</b> - Regulatory Sign	<b>P16</b> - New Regulatory Sign
<b>E17</b> - Regulatory Sign	<b>P17</b> - New Regulatory Sign
<b>E18</b> - Bollards	<b>P18</b> - Bollards
<b>E19</b> - Depository Sign	<b>P19</b> - New Depository Sign

OVERALL BUILDING DIMENSIONS



AERIAL VIEW





EXISTING CONDITIONS

EXISTING SIGNAGE SURVEY NOTES:  
SIGN TYPE: CHANNEL LETTERS  
SIGN SIZE: 11'-8 3/4" X 2'-2"  
HEIGHT FROM GRADE: 11'-8" TO BOTTOM  
SQUARE FOOTAGE: 25.41






PROPOSED RE-BRAND RENDERING


NOTE : PATCH AND PAINT AS NEEDED  
PRIOR TO INSTALLING NEW SIGN

P1

ILLUMINATED CHANNEL LETTER SIGN  
SCALE : 3/4"=1'-0"  
UB-CL-L-BLK-FM-24  
21.58 SQ.FT

COLOR SPECIFICATION

-  PMS 2234C
-  BLACK
-  3M TRANSLUCENT Vn23257



FRONT VIEW

SIDEVIEW

6

7

8

9

10







EXISTING CONDITIONS

EXISTING SIGNAGE SURVEY NOTES:

SIGN TYPE: CHANNEL LETTERS  
SIGN SIZE: 9'-6" X 4'-9 1/4"  
HEIGHT FROM GRADE: 4'-5 1/2" TO BOTTOM  
SQUARE FOOTAGE: 45.32




FASCIA TO MATCH EXISTING COLOR




PROPOSED RE-BRAND RENDERING

NOTE : PATCH AND PAINT AS NEEDED  
PRIOR TO INSTALLING NEW SIGN

**P2** ILLUMINATED CHANNEL LETTER SIGN (STACKED) UB-CL-S-BLK-FM-48  
SCALE : 3/8"=1'-0" 44.5 SQ.FT

- COLOR SPECIFICATION
-  PMS 2234C
  -  SATIN BLACK
  -  3M TRANSLUCENT Vn23257



6

7

8

9

10

4 ENLARGED END SECTION  
1.0 SCALE: N.T.S.





EXISTING CONDITIONS

EXISTING SIGNAGE SURVEY NOTES:

SIGN TYPE: CHANNEL LETTERS  
SIGN SIZE: 9'-6" X 4'-9 1/4"  
HEIGHT FROM GRADE: 4' -5 1/2" TO BOTTOM  
SQUARE FOOTAGE: 45.32

FASCIA TO MATCH EXISTING COLOR






PROPOSED RE-BRAND RENDERING


NOTE : PATCH AND PAINT AS NEEDED  
PRIOR TO INSTALLING NEW SIGN

P3

ILLUMINATED CHANNEL LETTER SIGN (STACKED)      UB-CL-S-BLK-FM-48  
SCALE : 3/8"=1'-0"      44.5 SQ.FT

COLOR SPECIFICATION

-  PMS 2234C
-  SATIN BLACK
-  3M TRANSLUCENT Vn23257



6

7

8

9

10



These documents and plans have been created by and are the exclusive intellectual property of Adcon Inc. Any unauthorized use, disclosure, dissemination or duplication of any of the information contained herein may result in liability under applicable laws.

Sign Type: \_\_\_\_\_

File Name:\_\_\_\_\_

## Signature \_\_\_\_\_

Date \_\_\_\_\_

**NOTE:** Please ensure all red line changes are noted on this drawing prior to returning it to ADCON. Subsequent to ADCON incorporating the red line changes requested on this drawing, any further changes will result in additional billing at the rate of \$86 per hour.

☐ Approved

☐ Approved As Noted

☐ Revise And Resubmit

Production Mgr. Approval	Date
--------------------------	------

Project Mgr. Approval	Date
-----------------------	------

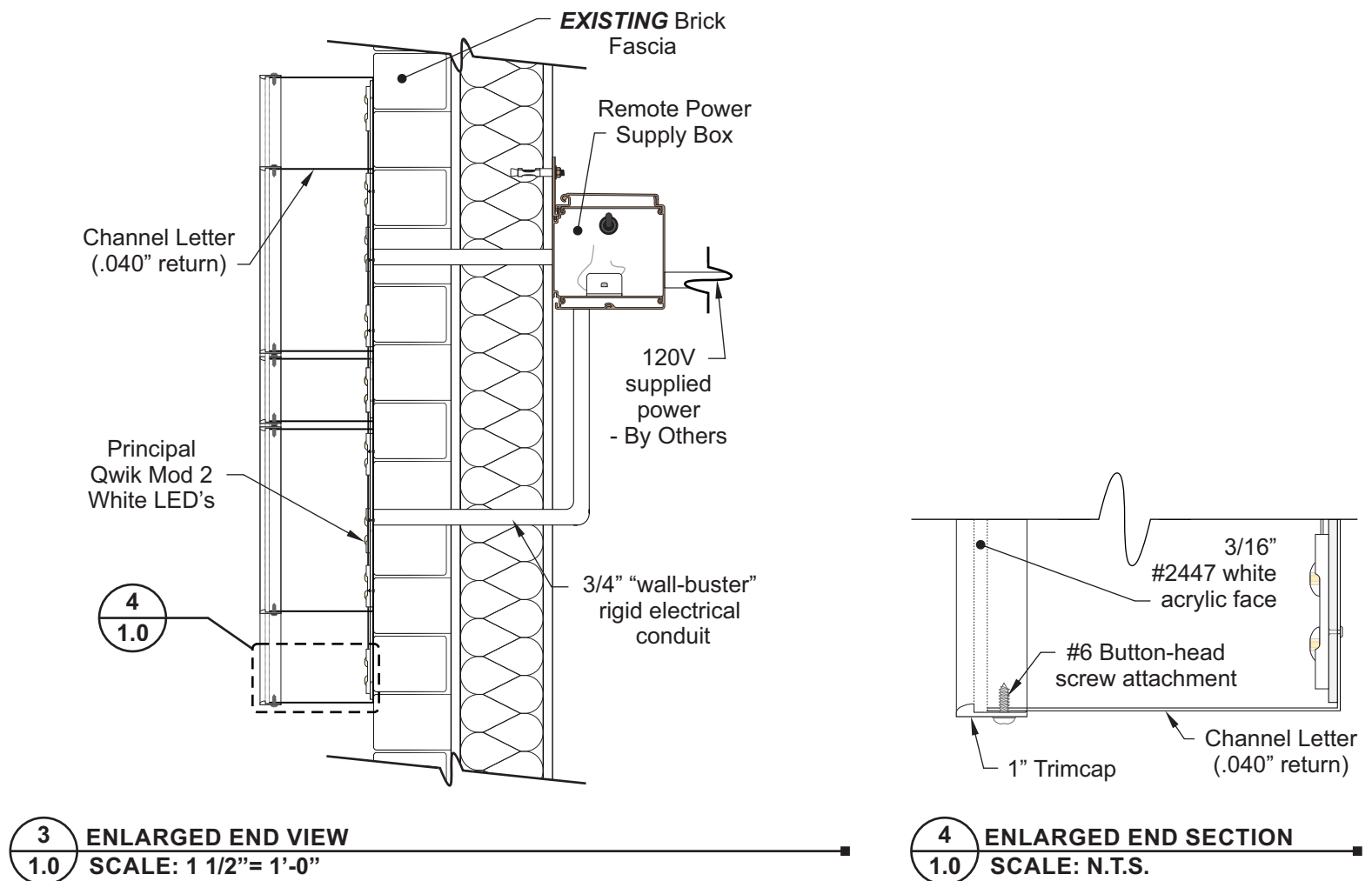
Account Mgr. Approval	Date
-----------------------	------

P&D Mgr. Approval	Date
-------------------	------

## Revision Notes:

ate:  
By:

Sheet No. **1.0**







EXISTING SIGNAGE SURVEY NOTES:

SIGN TYPE: CHANNEL LETTERS  
SIGN SIZE: 18'-3" X 3'-4"  
HEIGHT FROM GRADE: 12'-5" TO BOTTOM  
SQUARE FOOTAGE: 60.83

EXISTING CONDITIONS

FASCIA TO MATCH EXISTING COLOR






PROPOSED RE-BRAND RENDERING


NOTE : PATCH AND PAINT AS NEEDED  
PRIOR TO INSTALLING NEW SIGN

P4

ILLUMINATED CHANNEL LETTER SIGN  
SCALE : 1/2"=1'-0"

UB-CL-L-BLK-FM-36  
48.59 SQ.FT

- COLOR SPECIFICATION
-  PMS 2234C
  -  BLACK
  -  3M TRANSLUCENT Vn23257



FRONT VIEW

SIDEVIEW

6

7

8

9

10

These documents and plans have been created by and are the exclusive intellectual property of Adcon Inc. Any unauthorized use, disclosure, dissemination or duplication of any of the information contained herein may result in liability under applicable laws.

Sheet No. **1.0**

4 ENLARGED END SECTION  
1.0 SCALE: N.T.S.

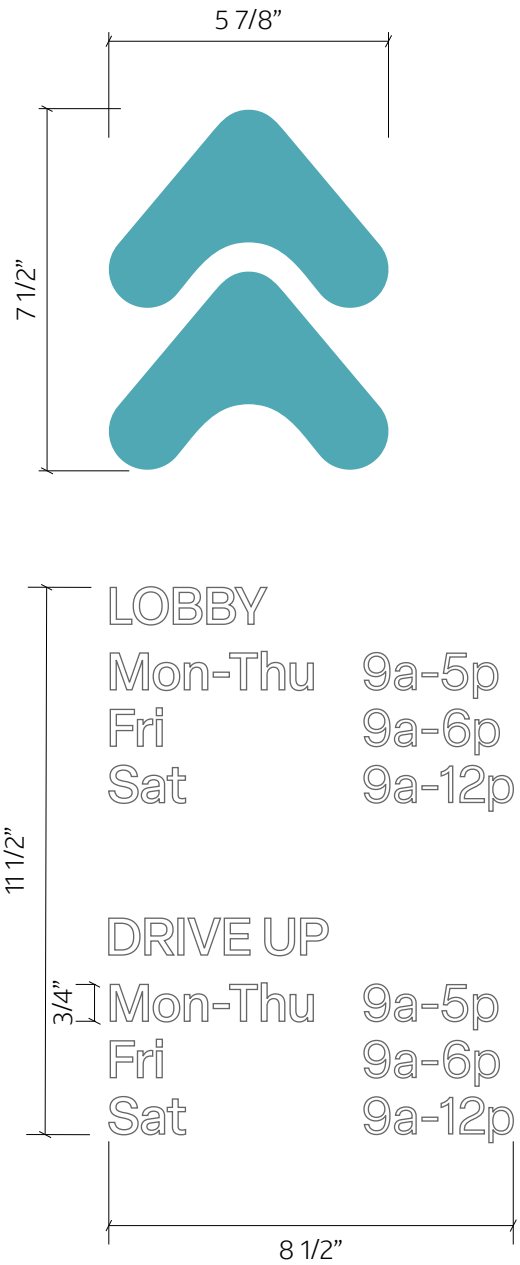




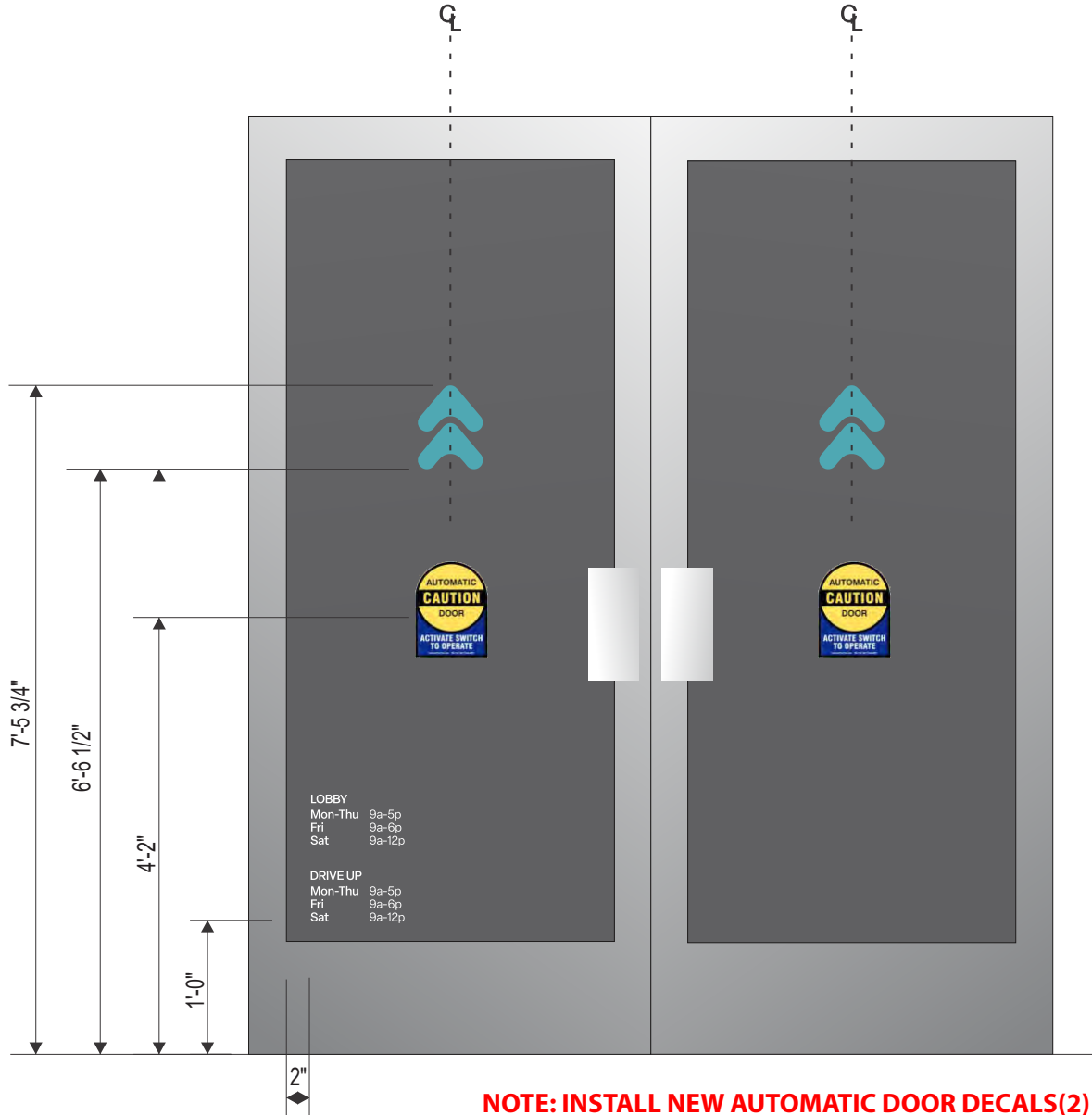
EXISTING CONDITIONS



PROPOSED RE-BRAND RENDERING



SCALE : 3"=1'-0"



SCALE : 3/4"=1'-0"

NOTE: INSTALL NEW AUTOMATIC DOOR DECALS(2)  
AT HEIGHT SHOWN

**P5** DOUBLE DOOR VINYL  
SCALE : AS SHOWN

UB-DOOR-VINYL-DU

COLOR SPECIFICATION

- 3M #220-10 - WHITE
- TO MATCH 2234 - TEAL

NOTE: HOURS NEED TO BE CONFIRMED



EXISTING CONDITIONS

P6

 NO BRANDING NEEDED

6

7

Lv

8

Lv

9

10






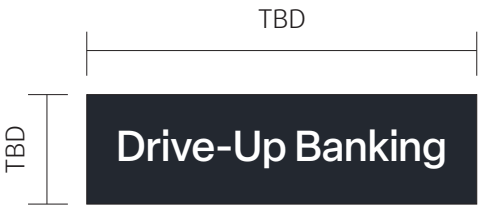
EXISTING SIGNAGE SURVEY NOTES:

SIGN TYPE: PYLON SIGN  
SIGN SIZE: TBD  
HEIGHT FROM GRADE: TBD  
SQUARE FOOTAGE: TBD

EXISTING CONDITIONS



FRONT VIEW



FRONT VIEW

**P7** FACE REPLACEMENT  
SCALE : NTS

- COLOR SPECIFICATIONS
- VINYL  
3M #220-41 DARK GREY VINYL (OPAQUE)  
REVERSE CUT
- VINYL  
3M TRANS VN 23257 - TEAL
- PLASTIC  
WHITE ACRYLIC 2447
- PAINT  
MATTHEWS PAINT #10269 DARK SLATE



PROPOSED RE-BRAND RENDERING

EXISTING CABINET / RETAINERS / CLADDING  
TO BE RE PAINTED MP 10269 DARK SLATE

6

7

8

9

10





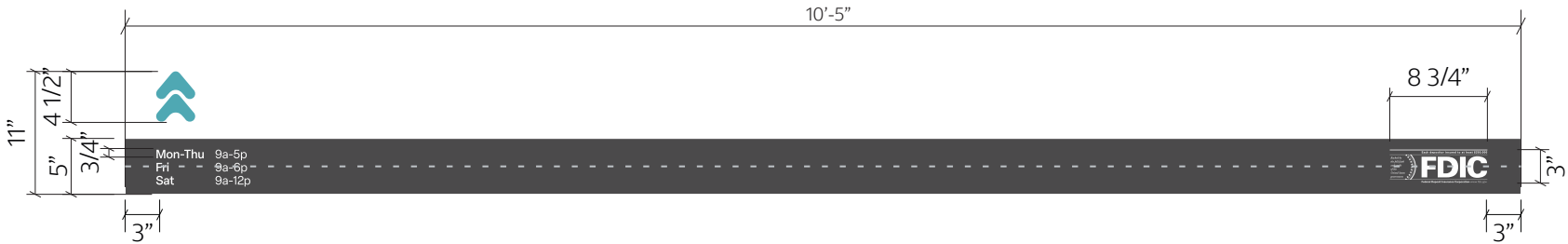
EXISTING CONDITIONS



PROPOSED RE-BRAND RENDERING



NOTE: WIDTH OF PRIVACY BANNER TO BE SIZED TO FIT DRIVE THRU WINDOW.



**P8**

DRIVE UP WINDOW - NO DRIVE UP DRAWER      UB-DUW-NO-DRAWER

SCALE : 3/4"=1'

**COLOR SPECIFICATION**

	3M #220-10 - WHITE
	TO MATCH 2234
	33 # 220-41 - DARK GREY





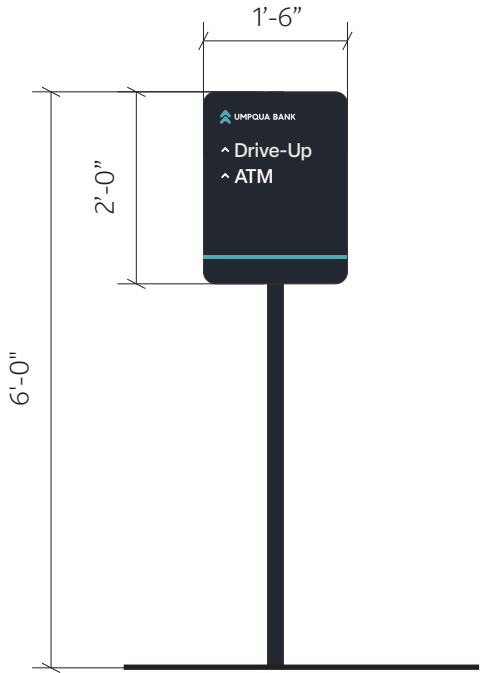
EXISTING SIGNAGE SURVEY NOTES:

SIGN TYPE: REGULATORY SIGN  
SIGN SIZE: TBD  
HEIGHT FROM GRADE: TBD  
SQUARE FOOTAGE: TBD

EXISTING CONDITIONS



PROPOSED RE-BRAND RENDERING



P9

REGULATORY SIGN

SCALE: 1/2"=1'

3.0 SQ.FT

COLOR SPECIFICATIONS

- MATTHEWS #10269 DARK SLATE - SATIN FINISH
- 3M #220-10 WHITE
- CUSTOM PAINT MATCH TO Vn23257

6

7

8

9

10





EXISTING SIGNAGE SURVEY NOTES:

SIGN TYPE: REGULATORY SIGN  
SIGN SIZE: TBD  
HEIGHT FROM GRADE: TBD  
SQUARE FOOTAGE: TBD

EXISTING CONDITIONS



PROPOSED RE-BRAND RENDERING



**P10**




REGULATORY SIGNS

SCALE: 1/2"=1'

**UB-RS-SIGN-G**

3.0 SQ.FT

COLOR SPECIFICATIONS

-  MATTHEWS #10269 DARK SLATE - SATIN FINISH
-  3M #220-10 WHITE
-  CUSTOM PAINT MATCH TO Vn23257

6

7

8

9

10





UB-RS-SIGN-A



UB-RS-SIGN-B



UB-RS-SIGN-C



UB-RS-SIGN-D



UB-RS-SIGN-E



UB-RS-SIGN-F



UB-RS-SIGN-G



UB-RS-SIGN-H

RS-SIGN-FAMILY FACES  
SCALE: 1-1/2" = 1'-0"

COLOR KEY/ SPEC		
P1		MATTHEWS PAINT - # 10269 DARK SLATE
P2		PAINT TO MATCH SATIN PMS 2234C
VI		1ST SURFACE VINYL - 3m #220-10 WHITE

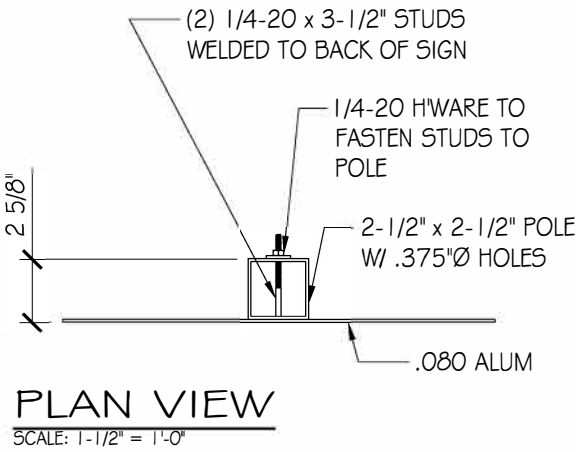
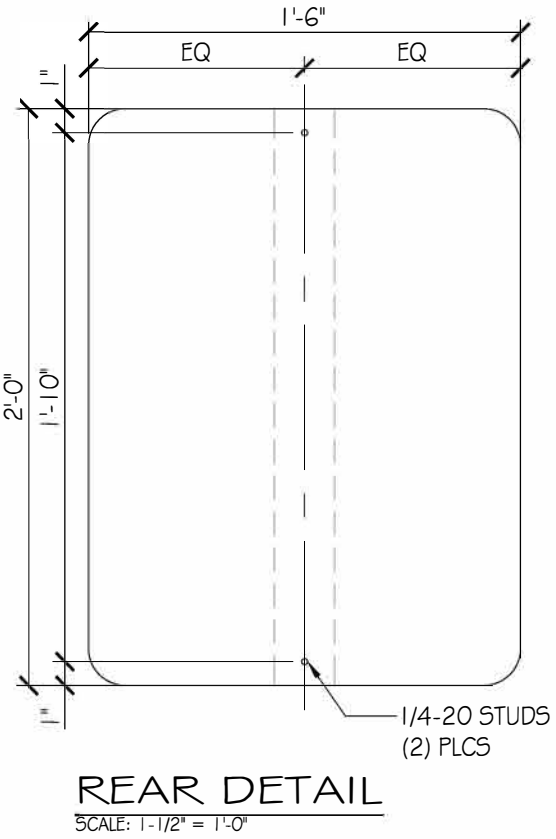
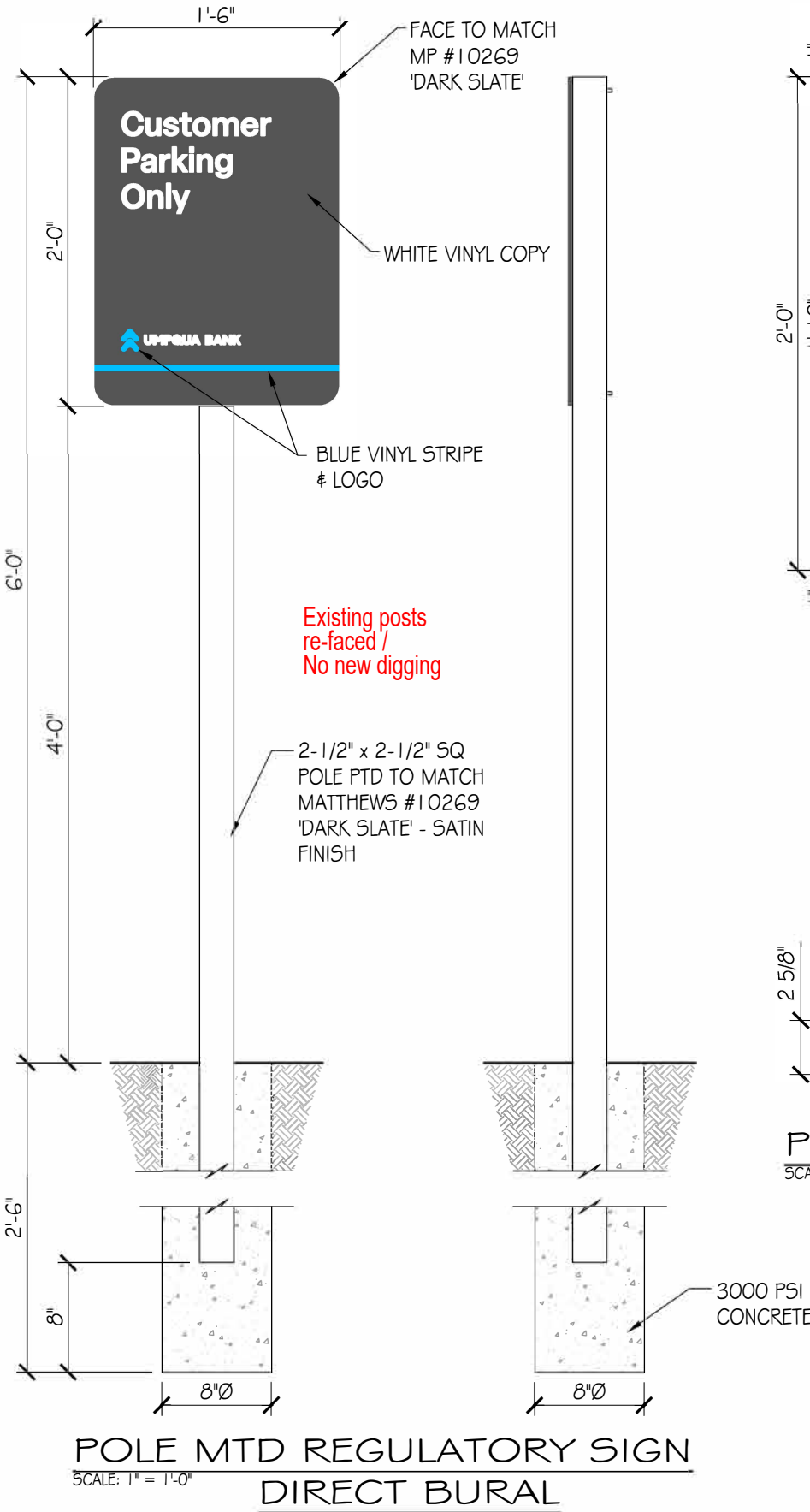


image one

677 Dunksferry Road Bensalem, PA 19020  
(215) 826-0880 (215) 826-0514 www.i1ind.com

REV		DATE	DESCRIPTION	BY

UMPQUA BANK

DESIGN AND CONSTRUCTION DOCUMENTS AS INSTRUMENTS OF SERVICE ARE GIVEN IN CONFIDENCE AND WILL REMAIN THE PROPERTY OF IMAGE ONE INC. THE USE OF THIS DESIGN AND CONSTRUCTION DOCUMENTS FOR PURPOSES OTHER THAN THE SPECIFIC PROJECT NAMED HEREIN IS STRICTLY PROHIBITED WITHOUT THE EXPRESS WRITTEN CONSENT OF IMAGE ONE INDUSTRIES.

LOCATION  
- VARIOUS -

DRAWING TITLE  
POLE MOUNTED REGULATORY SIGN DETAILS

DRAWN BY  
CDQ

DATE  
07.31.23

JOB #

SCALE  
AS NOTED

DRAWING NUMBER  
RS-FAM-DB-POLE



EXISTING SIGNAGE SURVEY NOTES:

SIGN TYPE: REGULATORY SIGN  
SIGN SIZE: 1'-6" X 1'  
HEIGHT FROM GRADE: 1' TO BOTTOM  
SQUARE FOOTAGE: 1.5

EXISTING CONDITIONS

P11

REGULATORY SIGNS - REMAIN AS IS

SCALE 1/2"=1'

6

7

8

9

10





EXISTING SIGNAGE SURVEY NOTES:

SIGN TYPE: REGULATORY SIGN  
SIGN SIZE: 2' X2'  
HEIGHT FROM GRADE: 4' TO BOTTOM  
SQUARE FOOTAGE: 4

EXISTING CONDITIONS

P12

DOT STOP SIGN - REMAIN AS IS





EXISTING SIGNAGE SURVEY NOTES:

SIGN TYPE: REGULATORY SIGN  
SIGN SIZE: 2' X2'  
HEIGHT FROM GRADE: 3' TO BOTTOM  
SQUARE FOOTAGE: 4

EXISTING CONDITIONS



REGULATORY COPY TO  
BE CONFIRMED

P13

REGULATORY SIGNS  
SCALE: 1/2"=1'

UB-RS-SIGN-C  
3.0 SQ.FT



PROPOSED RE-BRAND RENDERING

COLOR SPECIFICATIONS

- MATTHEWS #10269 DARK SLATE - SATIN FINISH
- 3M #220-10 WHITE
- CUSTOM PAINT MATCH TO Vn23257





UB-RS-SIGN-A



UB-RS-SIGN-B



UB-RS-SIGN-C



UB-RS-SIGN-D



UB-RS-SIGN-E



UB-RS-SIGN-F



UB-RS-SIGN-G



UB-RS-SIGN-H

RS-SIGN-FAMILY FACES  
SCALE: 1-1/2" = 1'-0"

COLOR KEY/ SPEC		
P1		MATTHEWS PAINT - # 10269 DARK SLATE
P2		PAINT TO MATCH SATIN PMS 2234C
VI		1ST SURFACE VINYL - 3m #220-10 WHITE

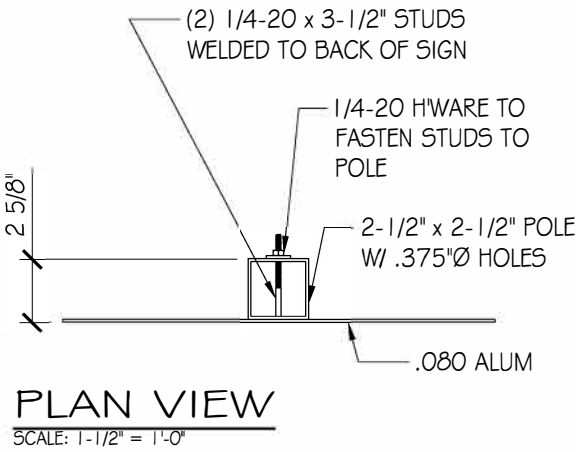
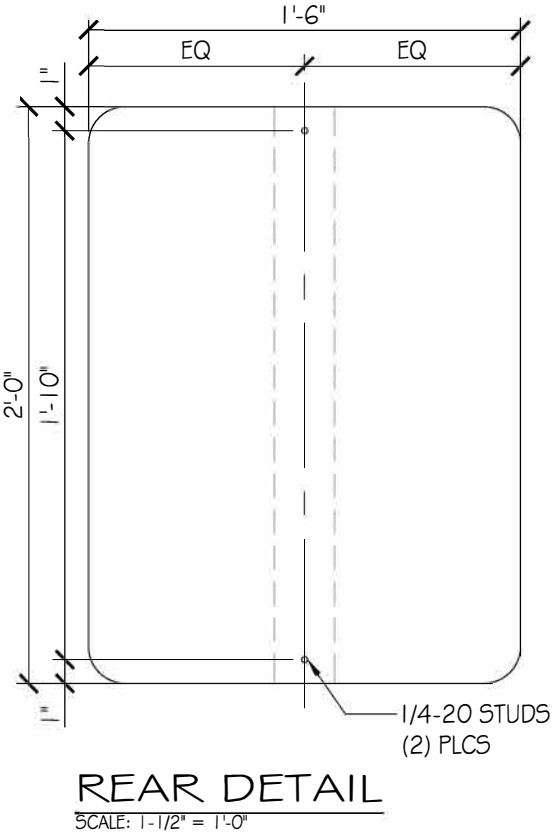
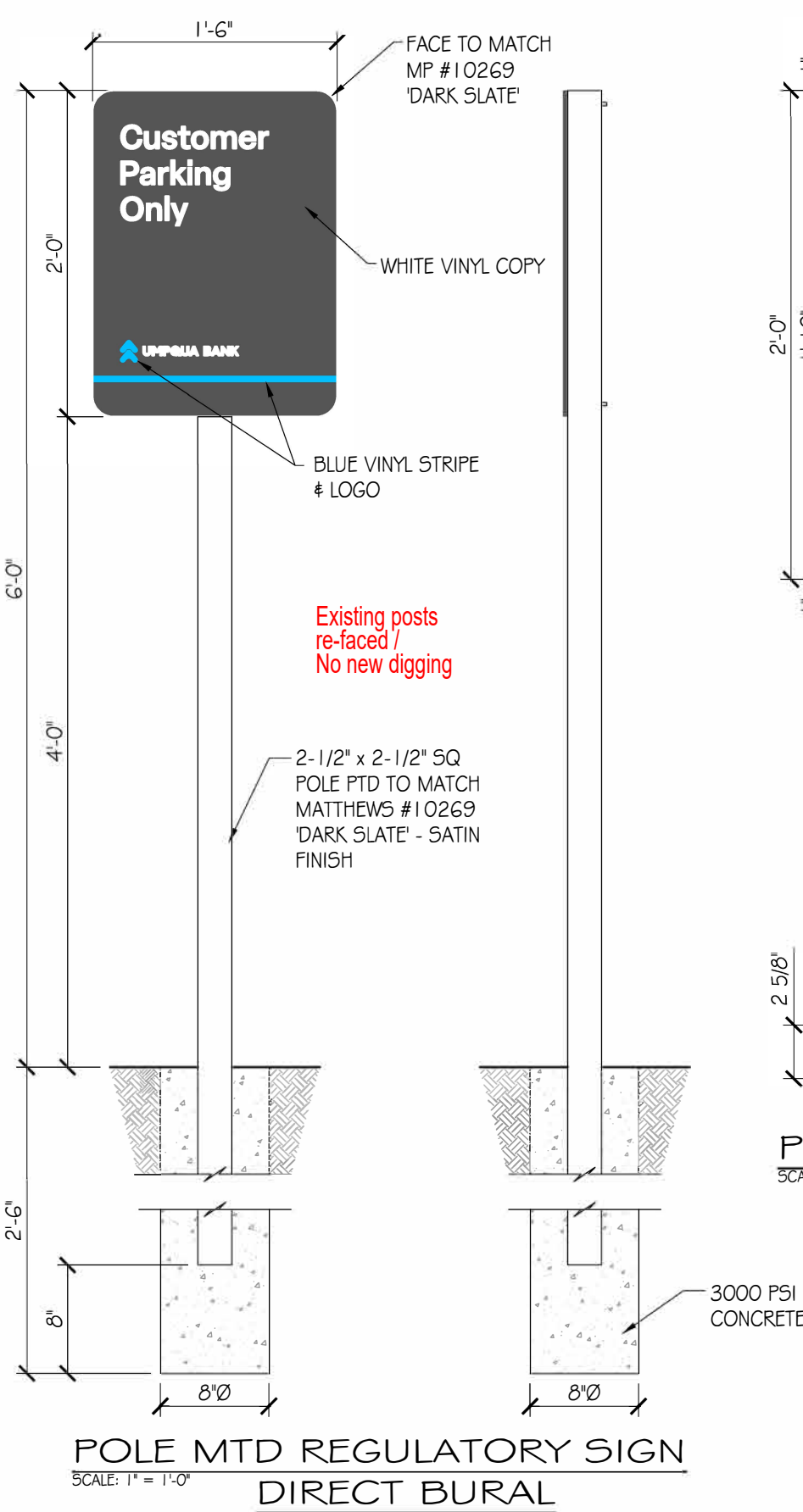


image one

677 Dunksferry Road Bensalem, PA 19020  
(215) 826-0880 (215) 826-0514 www.i1ind.com

REVIEWS		BY
REV	DATE	DESCRIPTION

UMPQUA BANK

DESIGN AND CONSTRUCTION DOCUMENTS AS INSTRUMENTS OF SERVICE ARE GIVEN IN CONFIDENCE AND REMAIN THE PROPERTY OF IMAGE ONE INC. THE USE OF THIS DESIGN AND CONSTRUCTION DOCUMENTS FOR PURPOSES OTHER THAN THE SPECIFIC PROJECT NAMED HEREIN IS STRICTLY PROHIBITED WITHOUT THE EXPRESS WRITTEN CONSENT OF IMAGE ONE INDUSTRIES.

LOCATION  
- VARIOUS -

DRAWING TITLE  
POLE MOUNTED REGULATORY SIGN DETAILS


DRAWN BY  
CDQ

DATE  
07.31.23

JOB #

SCALE  
AS NOTED


DRAWING NUMBER  
RS-FAM-DB-POLE



EXISTING SIGNAGE SURVEY NOTES:

SIGN TYPE: REGULATORY SIGN  
SIGN SIZE: 2'X2'  
HEIGHT FROM GRADE: 3' TO BOTTOM  
SQUARE FOOTAGE: 4

EXISTING CONDITIONS



PROPOSED RE-BRAND RENDERING



P14




REGULATORY SIGNS- CUSTOM

SCALE: 1/2"=1'

UB-RS-SIGN-C

3.0 SQ.FT

COLOR SPECIFICATIONS

-  MATTHEWS #10269 DARK SLATE - SATIN FINISH
-  3M #220-10 WHITE
-  CUSTOM PAINT MATCH TO Vn23257





UB-RS-SIGN-A



UB-RS-SIGN-B



UB-RS-SIGN-C



UB-RS-SIGN-D



UB-RS-SIGN-E



UB-RS-SIGN-F






UB-RS-SIGN-G

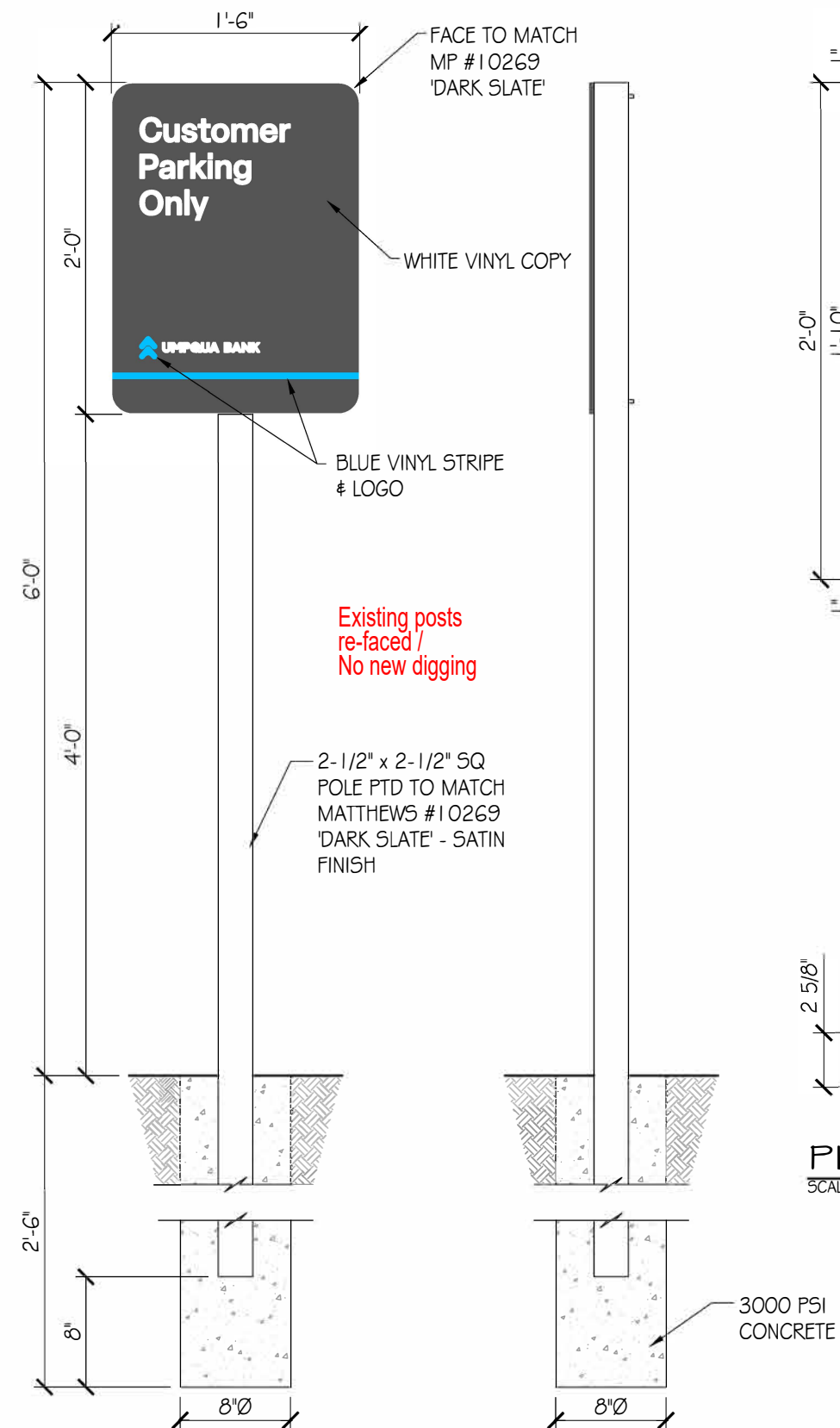


UB-RS-SIGN-H

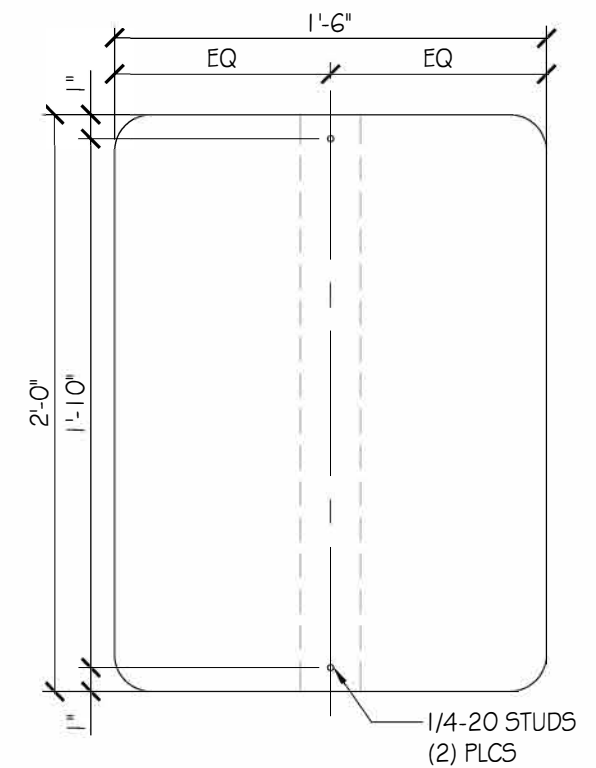
## RS-SIGN-FAMILY FACES

SCALE: 1-1/2" = 1'-0"

<u>COLOR KEY/ SPEC</u>		
PI		MATTHEWS PAINT - # 10269 DARK SLATE
P2		PAINT TO MATCH SATIN PMS 2234C
VI		1ST SURFACE VINYL - 3m #220-10 WHITE

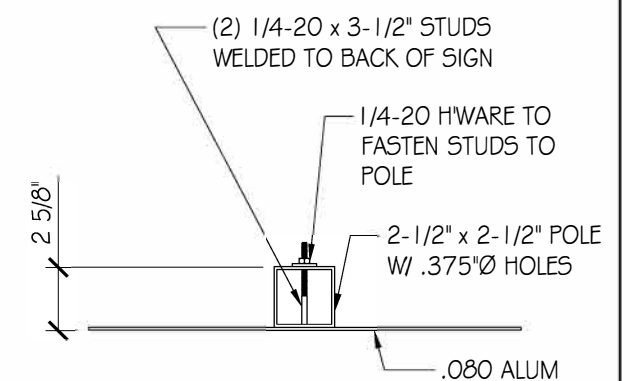


POLE MTD REGULATORY SIGN  
SCALE: 1" = 1'-0"  
DIRECT BURIAL



### REAR DETAIL

SCALE: 1-1/2" = 1'-0"




PLAN VIEW

SCALE: 1-1/2" = 1'-0"


**image one**  
 677 Dunksferry Road Bensalem, PA 19020  
 (215) 825-0880 • (215) 825-0514 • [www. imageone.com](http://www.imageone.com)

REVISIONS			
REV	DATE	DESCRIPTION	BY
1	12/1/00	1.0	1
2	12/1/00	2.0	2
3	12/1/00	3.0	3
4	12/1/00	4.0	4
5	12/1/00	5.0	5
6	12/1/00	6.0	6
7	12/1/00	7.0	7
8	12/1/00	8.0	8
9	12/1/00	9.0	9
10	12/1/00	10.0	10
11	12/1/00	11.0	11
12	12/1/00	12.0	12
13	12/1/00	13.0	13
14	12/1/00	14.0	14
15	12/1/00	15.0	15
16	12/1/00	16.0	16
17	12/1/00	17.0	17
18	12/1/00	18.0	18
19	12/1/00	19.0	19
20	12/1/00	20.0	20
21	12/1/00	21.0	21
22	12/1/00	22.0	22
23	12/1/00	23.0	23
24	12/1/00	24.0	24
25	12/1/00	25.0	25
26	12/1/00	26.0	26
27	12/1/00	27.0	27
28	12/1/00	28.0	28
29	12/1/00	29.0	29
30	12/1/00	30.0	30
31	12/1/00	31.0	31
32	12/1/00	32.0	32
33	12/1/00	33.0	33
34	12/1/00	34.0	34
35	12/1/00	35.0	35
36	12/1/00	36.0	36
37	12/1/00	37.0	37
38	12/1/00	38.0	38
39	12/1/00	39.0	39
40	12/1/00	40.0	40
41	12/1/00	41.0	41
42	12/1/00	42.0	42
43	12/1/00	43.0	43
44	12/1/00	44.0	44
45	12/1/00	45.0	45
46	12/1/00	46.0	46
47	12/1/00	47.0	47
48	12/1/00	48.0	48
49	12/1/00	49.0	49
50	12/1/00	50.0	50
51	12/1/00	51.0	51
52	12/1/00	52.0	52
53	12/1/00	53.0	53
54	12/1/00	54.0	54
55	12/1/00	55.0	55
56	12/1/00	56.0	56
57	12/1/00	57.0	57
58	12/1/00	58.0	58
59	12/1/00	59.0	59
60	12/1/00	60.0	60
61	12/1/00	61.0	61
62	12/1/00	62.0	62
63	12/1/00	63.0	63
64	12/1/00	64.0	64
65	12/1/00	65.0	65
66	12/1/00	66.0	66
67	12/1/00	67.0	67
68	12/1/00	68.0	68
69	12/1/00	69.0	69
70	12/1/00	70.0	70
71	12/1/00	71.0	71
72	12/1/00	72.0	72
73	12/1/00	73.0	73
74	12/1/00	74.0	74
75	12/1/00	75.0	75
76	12/1/00	76.0	76
77	12/1/00	77.0	77
78	12/1/00	78.0	78
79	12/1/00	79.0	79
80	12/1/00	80.0	80
81	12/1/00	81.0	81
82	12/1/00	82.0	82
83	12/1/00	83.0	83
84	12/1/00	84.0	84
85	12/1/00	85.0	85
86	12/1/00	86.0	86
87	12/1/00	87.0	87
88	12/1/00	88.0	88



UMPQUA BANK

<p>DESIGN AND CONSTRUCTION DOCUMENTS AS INSTRUMENTS OF SERVICE ARE GIVEN IN CONFIDENCE AND REMAIN THE PROPERTY OF IMAGE ONE INC. THE USE OF THIS DESIGN AND CONSTRUCTION DOCUMENTS FOR PURPOSES OTHER THAN THE SPECIFIC PROJECT NAMED HEREIN IS STRICTLY PROHIBITED WITHOUT THE EXPRESS WRITTEN CONSENT OF IMAGE ONE INDUSTRIES.</p>	
<p>LOCATION</p>	
<p>- VARIOUS -</p>	
<p>DRAWING TITLE</p>	
<p>POLE MOUNTED REGULATORY SIGN DETAILS</p>	

DRAWN BY CDQ	DATE 07.31.23
JOB #	SCALE AS NOTED
DRAWING NUMBER RS-FAM-DB-POLE	





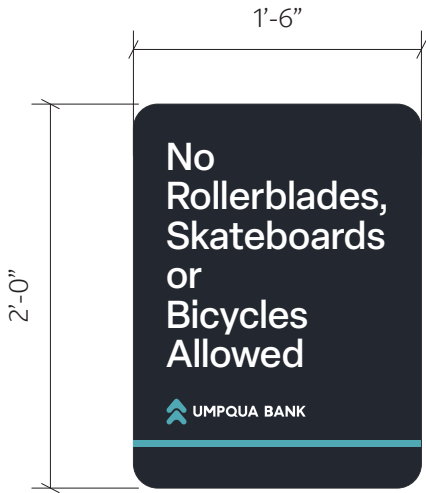
EXISTING SIGNAGE SURVEY NOTES:

SIGN TYPE: REGULATORY SIGN  
SIGN SIZE: 1'-6" X 1'  
HEIGHT FROM GRADE: TBD  
SQUARE FOOTAGE: 1.5

EXISTING CONDITIONS



PROPOSED RE-BRAND RENDERING







P15

REGULATORY SIGNS

SCALE: 1"=1'

3.0 SQ.FT

COLOR SPECIFICATIONS

-  MATTHEWS #10269 DARK SLATE - SATIN FINISH
-  3M #220-10 WHITE
-  CUSTOM PAINT MATCH TO Vn23257
-  RED

6

7

8

9

10





UB-RS-SIGN-A



UB-RS-SIGN-B




UB-RS-SIGN-C



UB-RS-SIGN-D



UB-RS-SIGN-E



UB-RS-SIGN-F



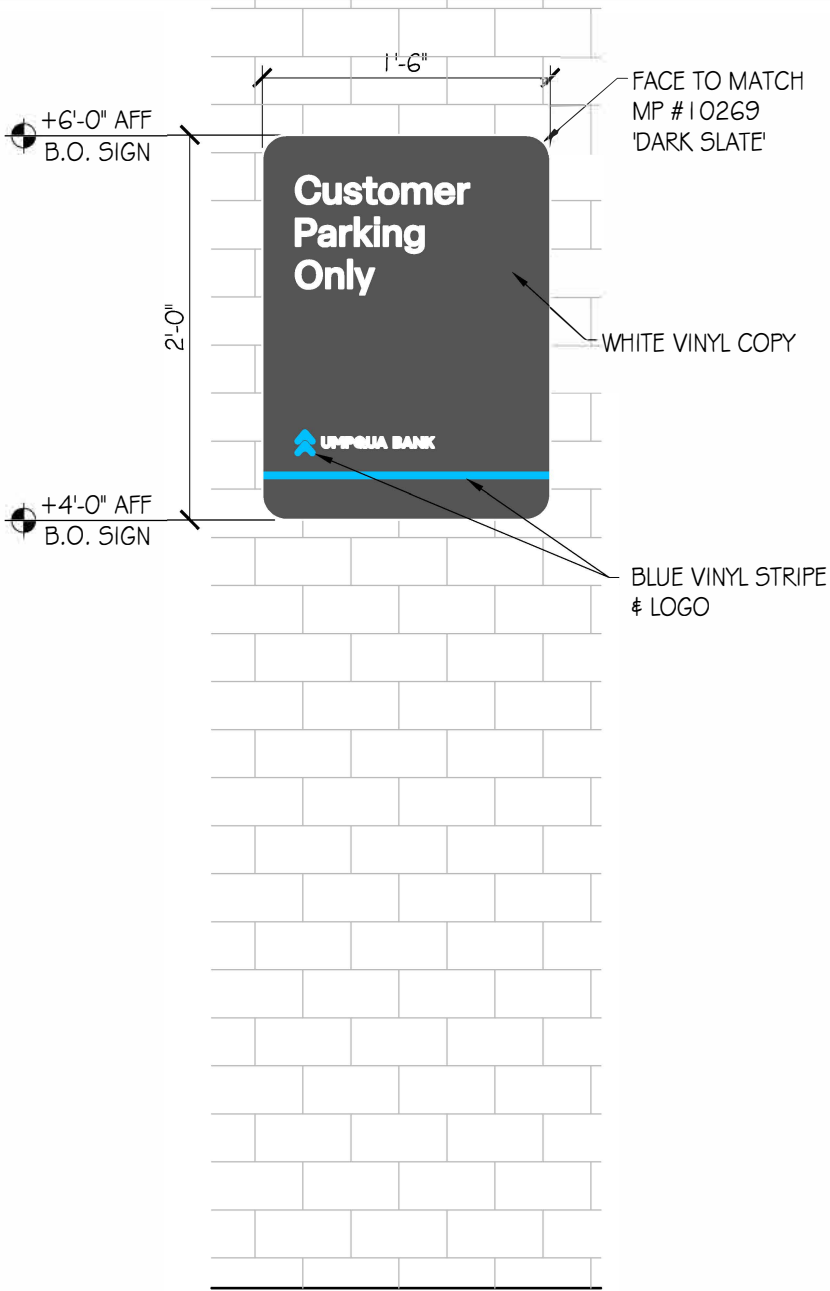
UB-RS-SIGN-G



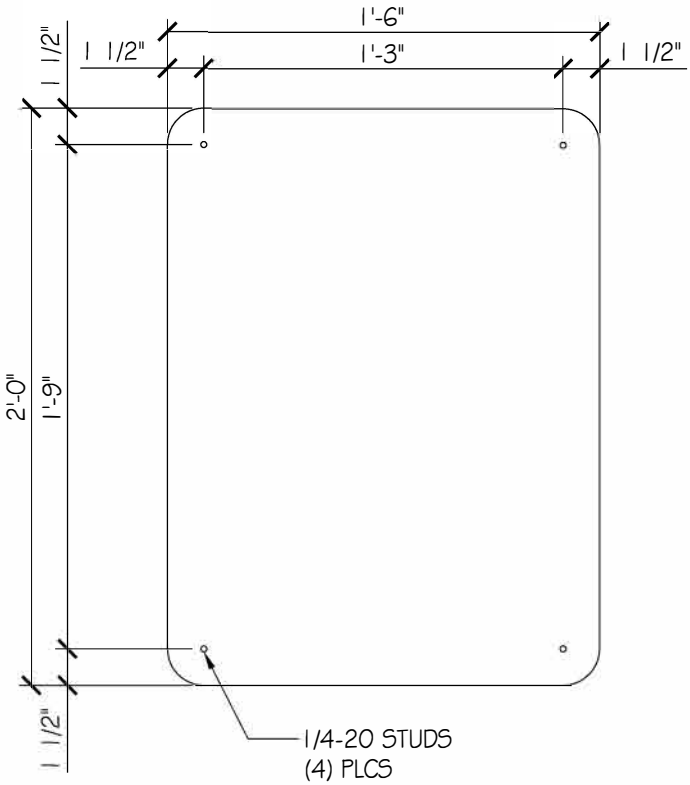
UB-RS-SIGN-H

RS-SIGN-FAMILY FACES

SCALE: 1-1/2" = 1'-0"



WALL MOUNTED REGULATORY SIGN  
SCALE: 1" = 1'-0"



REAR DETAIL  
SCALE: 1-1/2" = 1'-0"

COLOR KEY/ SPEC		
<div>PI</div>	<div></div>	MATTHEWS PAINT - # 10269 DARK SLATE
<div>P2</div>	<div></div>	PAINT TO MATCH SATIN PMS 2234C
<div>VI</div>	<div></div>	1 ST SURFACE VINYL - 3m #220-10 WHITE

image one

677 Dunksferry Road Bensalem, PA 19020

(215) 826-0880 (215) 826-0514 www.imageone.com

REV		DATE	DESCRIPTION	BY

DRAWINGS PREPARED FOR

UMPQUA BANK

DESIGN AND CONSTRUCTION DOCUMENTS AS INSTRUMENTS OF SERVICE ARE GIVEN IN CONFIDENCE AND REMAIN THE PROPERTY OF IMAGE ONE INC. THE USE OF THIS DESIGN AND CONSTRUCTION DOCUMENTS FOR PURPOSES OTHER THAN THE SPECIFIC PROJECT NAMED HEREIN IS STRICTLY PROHIBITED WITHOUT THE EXPRESS WRITTEN CONSENT OF IMAGE ONE INDUSTRIES.

LOCATION

- VARIOUS -

DRAWING TITLE

WALL MOUNTED REGULATORY SIGN DETAILS

DRAWN BY

CDQ

DATE

08.04.23

JOB #

SCALE

AS NOTED

DRAWING NUMBER

RS-FAM-WM



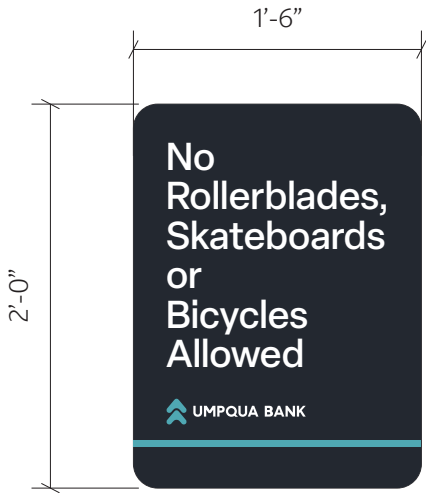
EXISTING SIGNAGE SURVEY NOTES:

SIGN TYPE: REGULATORY SIGN  
SIGN SIZE: 1'-6" X 1'  
HEIGHT FROM GRADE: TBD  
SQUARE FOOTAGE: 1.5

EXISTING CONDITIONS



PROPOSED RE-BRAND RENDERING



P16

REGULATORY SIGNS

SCALE: 1"=1'

3.0 SQ.FT

COLOR SPECIFICATIONS

- MATTHEWS #10269 DARK SLATE - SATIN FINISH
- 3M #220-10 WHITE
- CUSTOM PAINT MATCH TO Vn23257
- RED





UB-RS-SIGN-A



UB-RS-SIGN-B




UB-RS-SIGN-C



UB-RS-SIGN-D



UB-RS-SIGN-E



UB-RS-SIGN-F



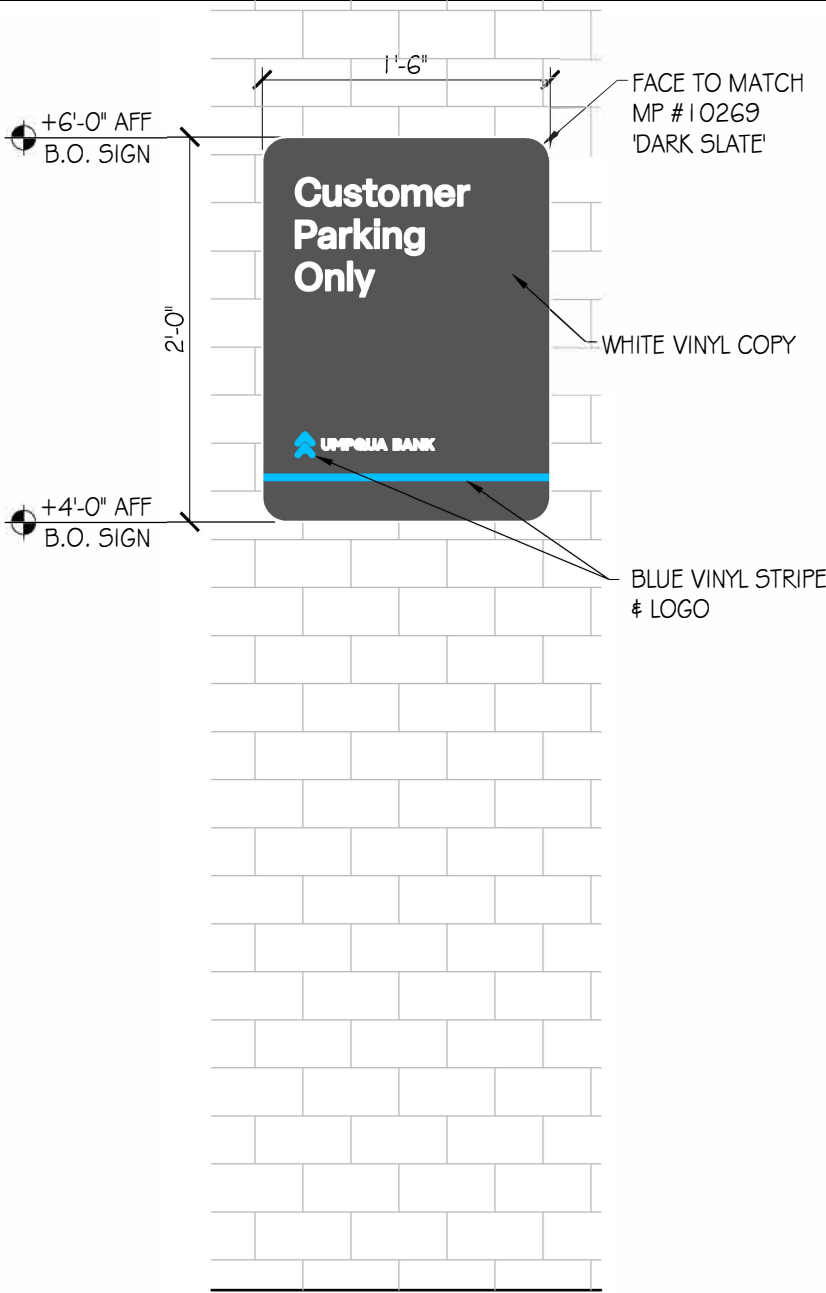
UB-RS-SIGN-G



UB-RS-SIGN-H

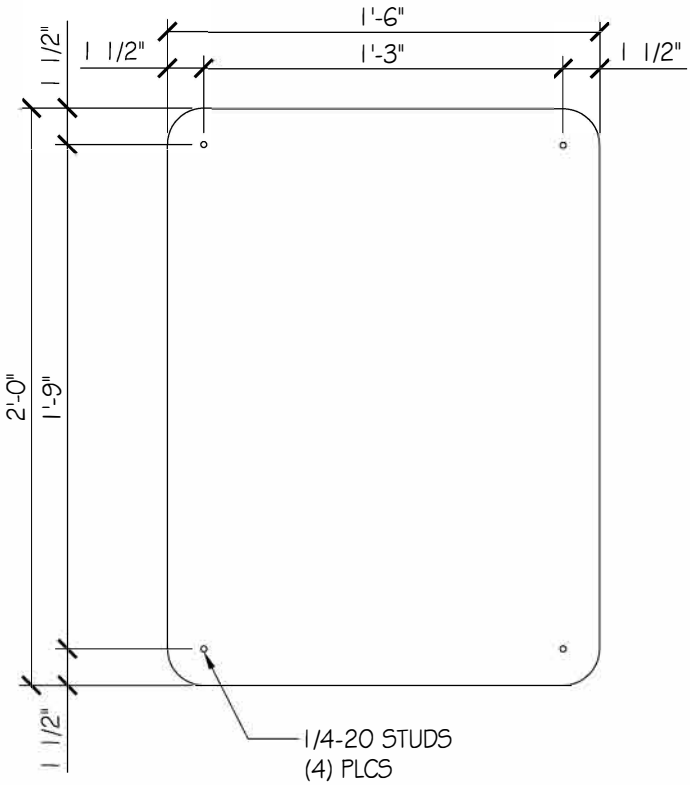
RS-SIGN-FAMILY FACES

SCALE: 1-1/2" = 1'-0"



WALL MOUNTED REGULATORY SIGN

SCALE: 1" = 1'-0"



REAR DETAIL

SCALE: 1-1/2" = 1'-0"







COLOR KEY/ SPEC		
		MATTHEWS PAINT - # 10269 DARK SLATE
		PAINT TO MATCH SATIN PMS 2234C
		1 ST SURFACE VINYL - 3m #220-10 WHITE

image one

677 Dunksferry Road Bensalem, PA 19020

(215) 826-0880 (215) 826-0514 www.imageone.com

REV		DATE	DESCRIPTION	BY

UMPQUA BANK

DESIGN AND CONSTRUCTION DOCUMENTS AS INSTRUMENTS OF SERVICE ARE GIVEN IN CONFIDENCE AND REMAIN THE PROPERTY OF IMAGE ONE INC. THE USE OF THIS DESIGN AND CONSTRUCTION DOCUMENTS FOR PURPOSES OTHER THAN THE SPECIFIC PROJECT NAMED HEREIN IS STRICTLY PROHIBITED WITHOUT THE EXPRESS WRITTEN CONSENT OF IMAGE ONE INDUSTRIES.

LOCATION: - VARIOUS -

DRAWING TITLE: WALL MOUNTED REGULATORY SIGN DETAILS

DRAWN BY: CDQ DATE: 08.04.23

JOB # SCALE: AS NOTED

DRAWING NUMBER: RS-FAM-WM





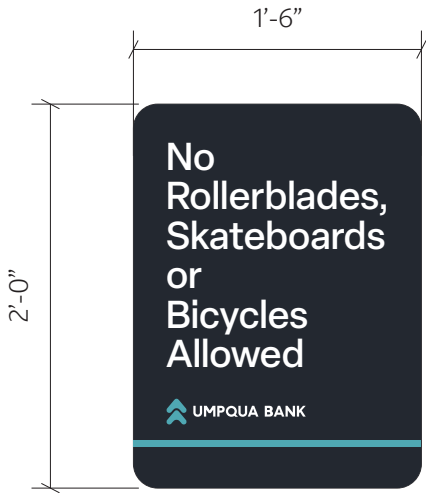
EXISTING SIGNAGE SURVEY NOTES:

SIGN TYPE: REGULATORY SIGN  
SIGN SIZE: 1'-6" X 1'  
HEIGHT FROM GRADE: TBD  
SQUARE FOOTAGE: 1.5

EXISTING CONDITIONS



PROPOSED RE-BRAND RENDERING







**P17**

REGULATORY SIGNS

SCALE: 1"=1'

3.0 SQ.FT

COLOR SPECIFICATIONS

-  MATTHEWS #10269 DARK SLATE - SATIN FINISH
-  3M #220-10 WHITE
-  CUSTOM PAINT MATCH TO Vn23257
-  RED

6

7

8

9

10





UB-RS-SIGN-A



UB-RS-SIGN-B




UB-RS-SIGN-C



UB-RS-SIGN-D



UB-RS-SIGN-E



UB-RS-SIGN-F



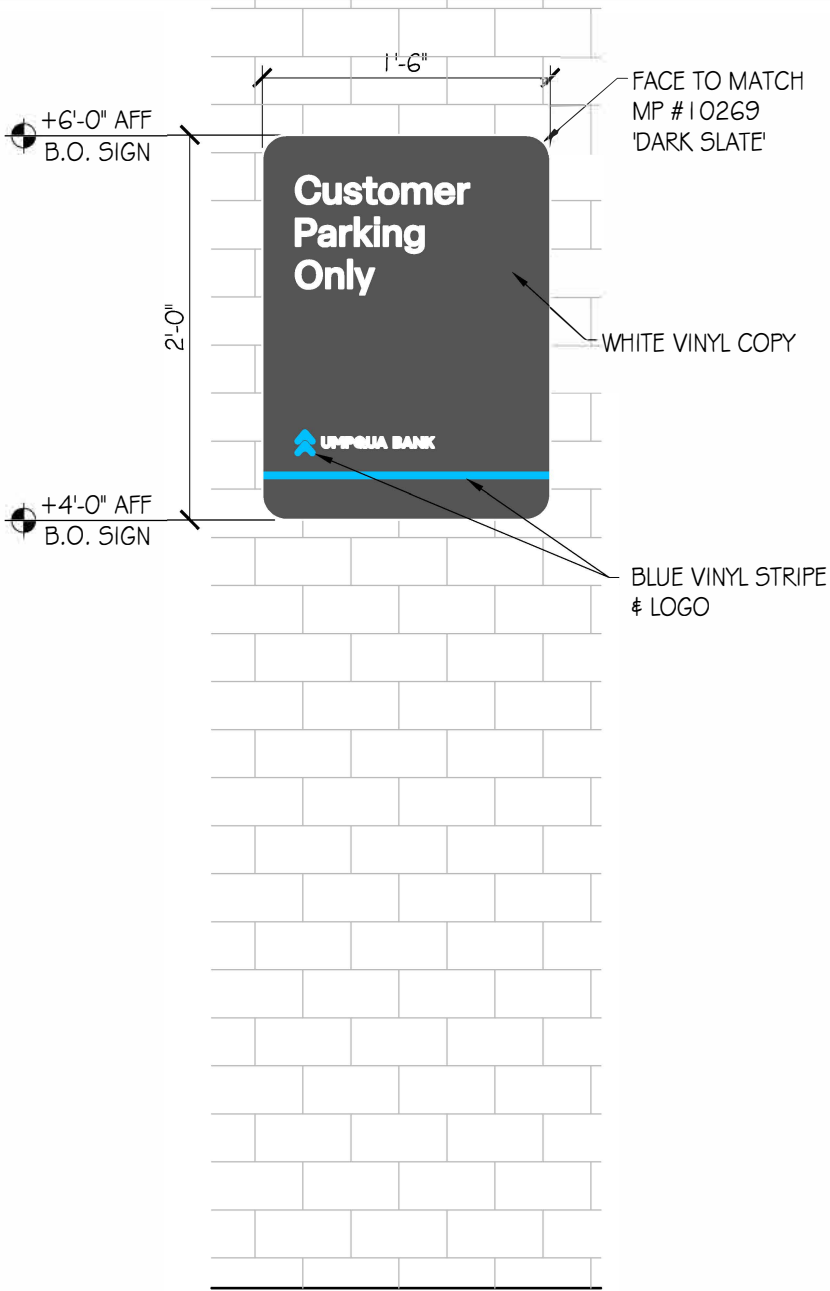
UB-RS-SIGN-G



UB-RS-SIGN-H

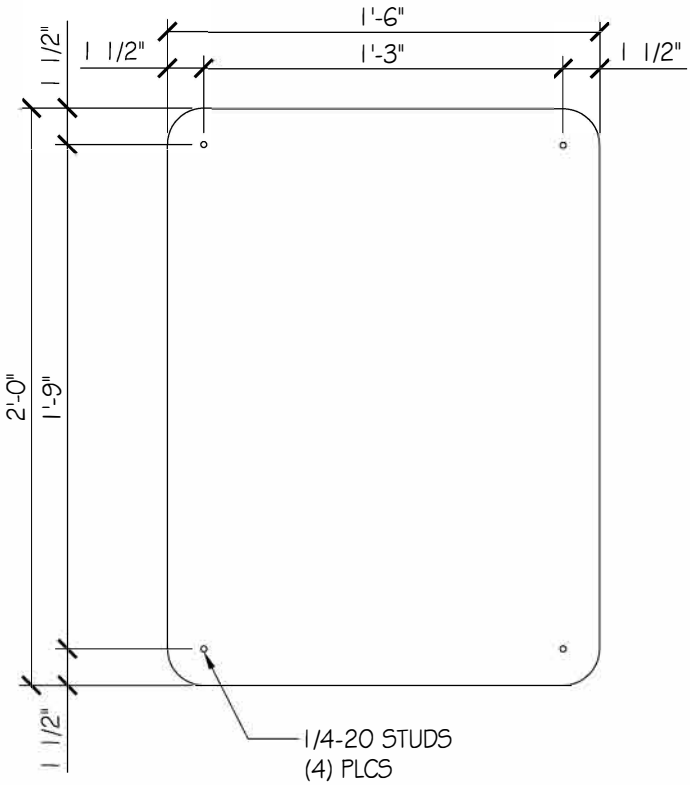
RS-SIGN-FAMILY FACES

SCALE: 1-1/2" = 1'-0"



WALL MOUNTED REGULATORY SIGN

SCALE: 1" = 1'-0"



REAR DETAIL

SCALE: 1-1/2" = 1'-0"

COLOR KEY/ SPEC		
	P1	MATTHEWS PAINT - # 10269 DARK SLATE
	P2	PAINT TO MATCH SATIN PMS 2234C
	V1	1 ST SURFACE VINYL - 3m #220-10 WHITE

image one

677 Dunksferry Road Bensalem, PA 19020

(215) 826-0880 (215) 826-0514 www.imageone.com

REV		DATE	DESCRIPTION	BY

UMPQUA BANK

DESIGN AND CONSTRUCTION DOCUMENTS AS INSTRUMENTS OF SERVICE ARE GIVEN IN CONFIDENCE AND REMAIN THE PROPERTY OF IMAGE ONE INC. THE USE OF THIS DESIGN AND CONSTRUCTION DOCUMENTS FOR PURPOSES OTHER THAN THE SPECIFIC PROJECT NAMED HEREIN IS STRICTLY PROHIBITED WITHOUT THE EXPRESS WRITTEN CONSENT OF IMAGE ONE INDUSTRIES.

LOCATION: - VARIOUS -

DRAWING TITLE: WALL MOUNTED REGULATORY SIGN DETAILS

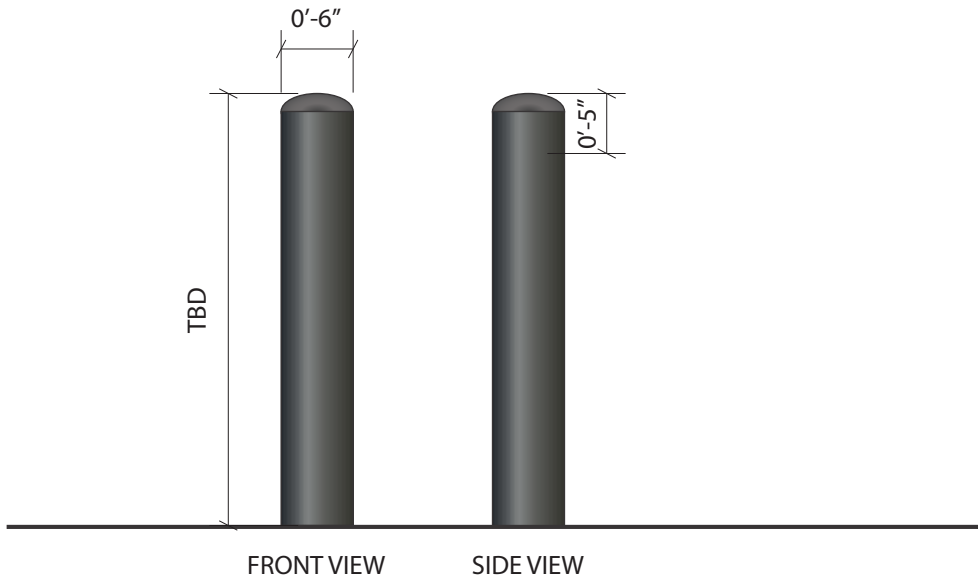
DRAWN BY: CDQ DATE: 08.04.23

JOB # SCALE: AS NOTED

DRAWING NUMBER: RS-FAM-WM



EXISTING CONDITIONS



P18

BOLLARDS

SCALE 3/4"=1'

REFINISH ONLY - BOLLARD SLEEVES INSTALL

COLOR SPECIFICATION

MATTHEWS #10269 DARK SLATE - SATIN FINISH



PROPOSED RE-BRAND RENDERING

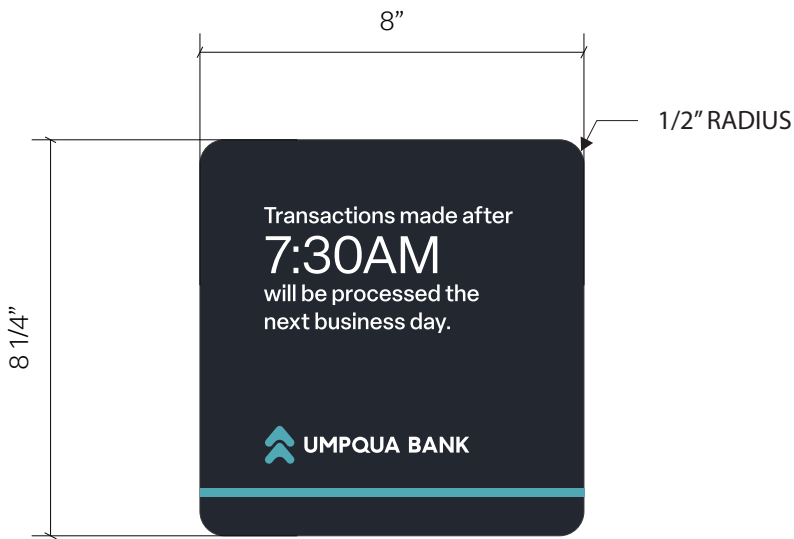




EXISTING CONDITIONS






PROPOSED RE-BRAND RENDERING



**P19**

DEPOSITORY SIGN  
SCALE : 3"=1'-0"

UB- DEPOSITORY -A  
0.45 SQ.FT

- COLOR SPECIFICATION
-  MATTHEWS #10269 DARK SLATE - SATIN FINISH
  -  WHITE
  -  CUSTOM PAINT MATCH TO Vn23257



P20

UNISEX RESTROOM ADA SIGN

UB-ADA-RR-PANEL-C

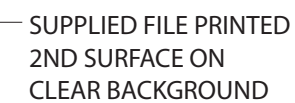
SCALE : 3"=1'-0"

0.66 SQ.FT

COLOR SPECIFICATION

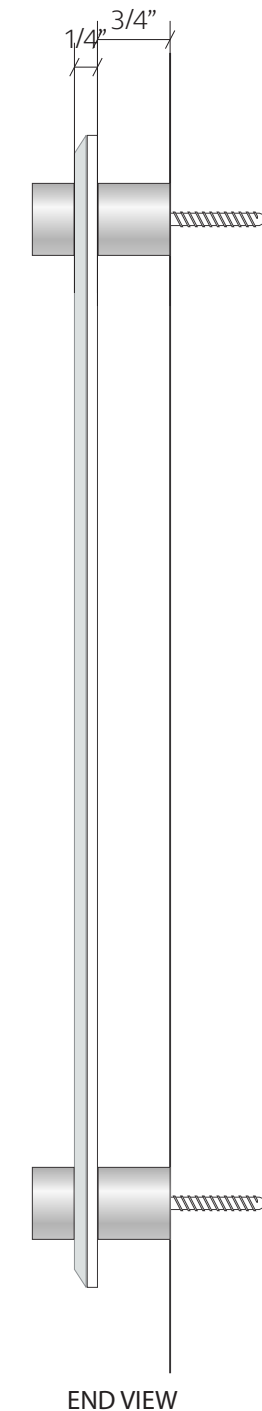
TO MATCH 3M # 220-41 - DARK GREY





NOTE: PLEASE PROVIDE EVACUATION MAP

QTY: 1



END VIEW

**P21**


## EVACUATION MAP

SCALE : 1:2

UB-EVACUATION-MAP-A

1.33 SQ.FT

## COLOR SPECIFICATION




677 Dunksferry Rd.  
Bensalem, PA 19020

800 Business Park Dr.  
Freehold, NJ 07728

i1ind.com  
215.826.0880

Design and construction documents as instruments of service are given in confidence and remain property of Imageone Industries. The use of design and construction documents for purposes other than the specific project named herein is strictly prohibited without expressed written consent of Imageone Industries.

SITE/PROJ #1015	CLIENT:	BY	DESCRIPTION:	REV.#/DATE/DESCRIPTION:	BY:	REV.#/DATE/DESCRIPTION:	BY:	SHEET #
<b>LOCATION:</b> 4220 S MERIDIAN, PUYALLUP, WA 98373, UNITED STATES		IDV	SITE REBRAND	1 08/10/2023 ADDED CODE OF COMPLIANCE 2 Revised as per mark up - 10.16.23 3 Revised as per mark up - 10.25.23 4 5	IDV 6 Lv 7 Lv 8 9 10			25

PATCH, PAINT, & REPAIR AS REQ'D



EXISTING CONDITIONS

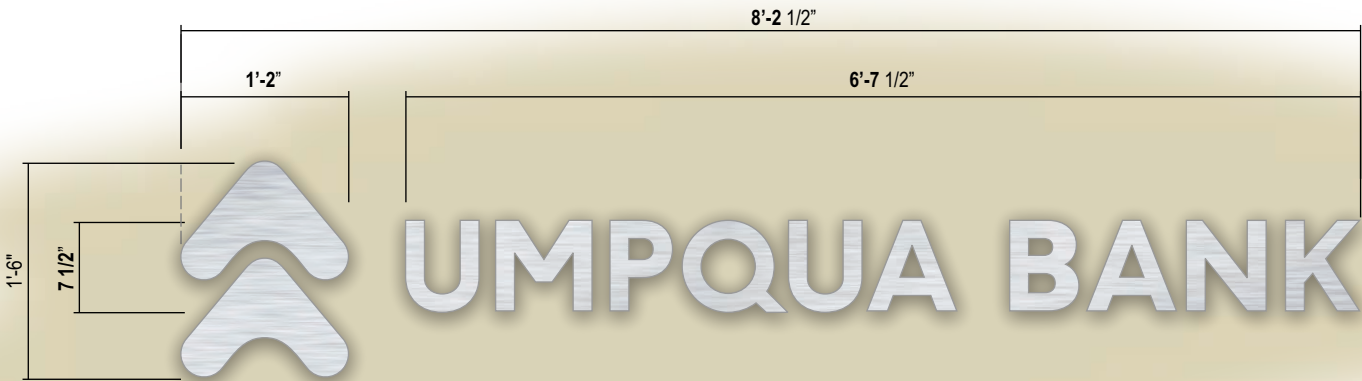
EXISTING SIGNAGE SURVEY NOTES:

SIGN TYPE: INTERIOR LETTERS

SIGN SIZE: VIF

HEIGHT FROM FLOOR: VIF

WALL COLOR: VIF



P22

NEW FCO INTERIOR LOGO AND LETTERS

SCALE: 3/4"=1'-0"12.28 SF

UB-FCO-LL-L-BRU-18

LOCATIONS TO BE DETERMINED



PROPOSED RE-BRAND RENDERING

6

7

8

9

10





EXISTING CONDITIONS



BRANDING FOR  
ATM IS TBD

PROPOSED RE-BRAND RENDERING      **NOTE: SCOPE FOR ATM IS TBD**