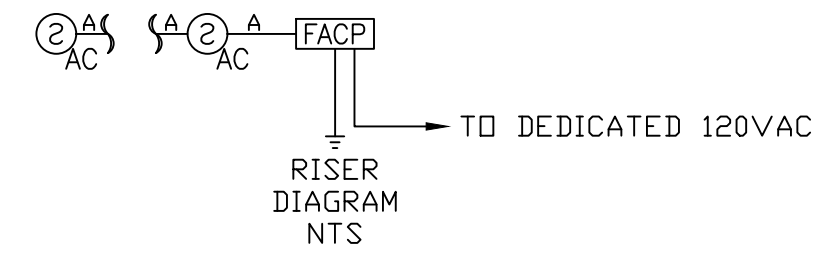


FIRE ALARM LEGEND						
NEW	EXIST	SYMBOL	DESCRIPTION	MANUFACTURER	PART #	MOUNTING
0	1	[FACP]	ADDRESSABLE FIRE ALARM CONTROL PANEL - EXISTING	FARENHYT	IFP-1000	SELF CONTAINED
0	1	[ANN]	LCD REMOTE ANNUNCIATOR - EXISTING	FARENHYT	RA-100	
0	2	[AMPx]	125 WATT DUAL CHANNEL AMPLIFIER - EXISTING	FARENHYT	ECS-125W	
0	1	[BPSx]	INTELLIGENT BOOSTER POWER SUPPLY - EXISTING	SILENT KNIGHT	5895XL	SELF CONTAINED
0	1	[BPSx]	INTELLIGENT BOOSTER POWER SUPPLY - EXISTING	FARENHYT	RPS-1000	SELF CONTAINED
0	7	[BPSx]	INTELLIGENT BOOSTER POWER SUPPLY - EXISTING	SILENT KNIGHT	5496	SELF CONTAINED
0	1	[BPSx]	BOOSTER POWER SUPPLY - EXISTING	SILENT KNIGHT	5495	SELF CONTAINED
0	1	[BPSx]	BOOSTER POWER SUPPLY - EXISTING	HONEYWELL	SK-PS6	SELF CONTAINED
0	1	[BPS1]	BOOSTER POWER SUPPLY	POTTER	PSN-106	SELF CONTAINED
0	24	Ⓢ	ADDRESSABLE SMOKE DETECTOR	FARENHYT	IDP-PHOTO W/B300-6 BASE	4" SQ DEEP W/SINGLE GANG MUD RING
88	21	Ⓢ AC	ADDRESSABLE SMOKE DETECTOR AC - INDICATES ABOVE CEILING DEVICE	FARENHYT	IDP-PHOTO W/B300-6 BASE	4" SQ DEEP W/SINGLE GANG MUD RING
0	17	XX	STROBE - WALL MOUNT XX - INDICATES DEVICE DAMBLA SETTING	SYSTEM SENSOR	SWL	4 SQ DEEP
0	4	XX	HORN/STROBE - WALL MOUNT XX - INDICATES DEVICE DAMBLA SETTING	SYSTEM SENSOR	P2WL	4 SQ DEEP
0	1	XX	STROBE - CEILING MOUNT XX - INDICATES DEVICE DAMBLA SETTING	SYSTEM SENSOR	SCWL	4 SQ DEEP
0	1	W/cd	SPEAKER/STROBE - WALL MOUNT W - INDICATES WATTAGE TAP SETTING / cd - INDICATES DEVICE DAMBLA SETTING	SYSTEM SENSOR	SPSWL	4 SQ DEEP
0	1	W/cd	SPEAKER/STROBE - CEILING MOUNT W - INDICATES WATTAGE TAP SETTING / cd - INDICATES DEVICE DAMBLA SETTING	SYSTEM SENSOR	SPSCWL	4 SQ DEEP
		EX	DENOTES EXISTING DEVICE			
		EOL	END OF LINE DEVICE			

**SCOPE OF WORK:**  
ADD 88EA SMOKE DETECTORS TO THE EXISTING SYSTEM FOR THIS TENANT IMPROVEMENT AREA

WIRE LEGEND	
A	= 18-2 FPLP ADDRESSABLE INITIATING CKT
B	= 18-2 X 2 FPLP ADDRESSABLE INITIATING CKT LOOP
C	= 14-2 FPLP INDICATING CKT
D	= 14-2 X 2 FPLP INDICATING CKT LOOP
E	= 18-2 FPLP CONVENTIONAL INITIATING CKT
F	= 18-2 X 2 FPLP CONVENTIONAL INITIATING CKT LOOP
G	= 14-2 FPLP 24VDC POWER CKT
H	= 18-4 FPLP P-LINK CKT
I	=
J	= 18-4 FPLP ANNUNCIATOR CKT
K	= 18-2 FPLP CONTROL CKT
L	= 18-4 FPLP REMOTE TEST STATION CKT



**City of Puyallup**  
Development & Permitting Services  
**ISSUED PERMIT**

Building	Planning
Engineering	Public Works
Fire	Traffic

**City of Puyallup**  
**Fire REVIEWED FOR COMPLIANCE**  
DDrake  
02/28/2024  
9:03:37 AM


THE APPROVED CONSTRUCTION PLANS AND ALL ENGINEERING MUST BE POSTED ON THE JOB AT ALL INSPECTIONS IN A VISIBLE AND READILY ACCESSIBLE LOCATION.

Approval of submitted plans is not an approval of omissions or oversight by this office or noncompliance with any applicable regulations of local government. The contractor is responsible for making sure that the building complies with all applicable building codes and regulations of the local government.




GSMOB					
Farenhyt IFP-1000 Fire Alarm Control Panel					
Current Load:		Standby:		Alarm:	
Device Type	Quantity	Amps	Total	Amps	Total
Main System Board	1	0.140	0.140	0.250	0.250
IDP Photo	109	0.0003	0.033	0.0003	0.033
5815X SLC Loop Expander	6	0.055	0.330	0.055	0.330
5496 Power Expander	7	0.010	0.070	0.010	0.070
RPS-1000 Power Expander Panel	1	0.010	0.010	0.010	0.010
RA-100 Remote Annunciator	1	0.020	0.020	0.025	0.025
Total Panel Loads:				0.603 Amps	0.718 Amps
Standby Current Load:	0.603 Amps	For 24 Hours =	14.465	Amp-hours	
Alarm Current Load:	0.718 Amps	For 5 Minutes =	0.060	Amp-hours	
		20% Derating =	17.430	Amp-hours	
Total System Current Load:			17.430	Amp-hours	
Battery Pair to be Used:	12VDC		18	Amp-hours	

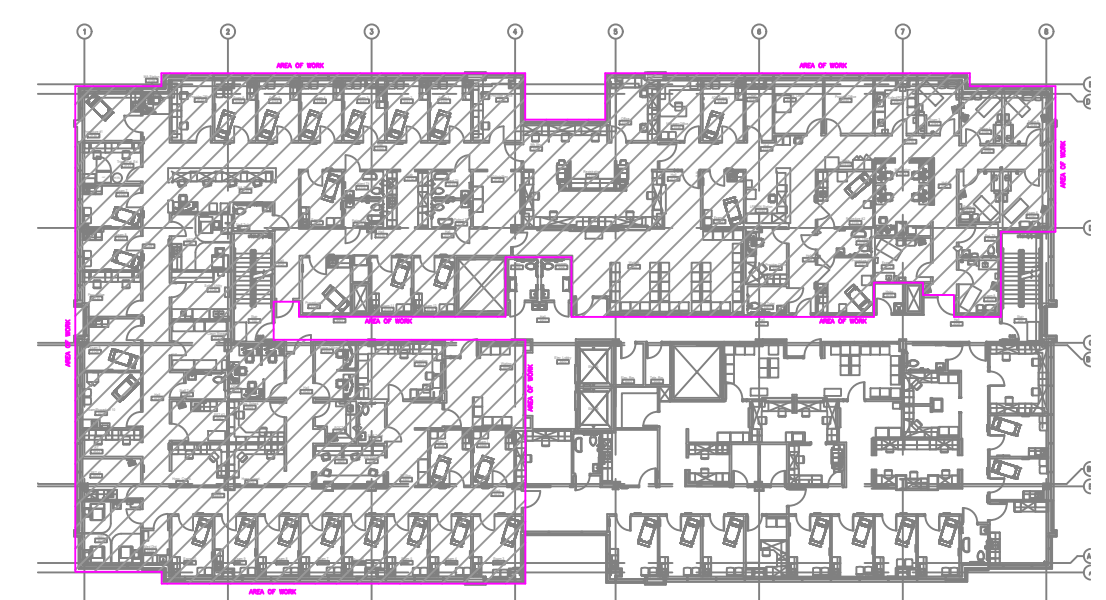
SEQUENCE OF OPERATIONS	MANUAL PULL STATION	SMOKE DETECTION	ELEVATOR MACHINE RM/SHAFT SMOKE DET.	MAIN FLOOR ELEV. LOBBY SMOKE DET.	OTHER FLOOR ELEV. LOBBY SMOKE DET.	HEAT DETECTION	DUCT SMOKE DETECTION	WET FLOW SWITCH	DRY FLOW SWITCH	H/LOW AIR	DRY TAMPER SWITCH	WET TAMPER SWITCH	POST INDICATOR VALVE	SYSTEM TROUBLE
ACTIVATION OF LOCAL ALARM AT FACP	X	X	X	X	X	X	X	X	X	X	X	X	X	X
INDICATION OF ALARM AT LCD ANNUNCIATOR	X	X	X	X	X	X	X	X	X	X	X	X	X	X
ACTIVATE ALL AUDIBLE & VISIBLE DEVICES	X	X	X	X	X	X	X	X	X	X	X	X	X	X
SHUT DOWN RESPECTIVE HVAC UNIT						X								
INITIATE ELEV. RECALL TO MAIN FLOOR						X								
INITIATE ELEV. RECALL TO ALTERNATE FLOOR			X	X	X									
TRANSMIT ALARM SIGNAL TO CENTRAL STATION	X	X	X	X	X	X	X	X	X	X	X	X	X	X
TROUBLE/SUPV. INDICATION AT FACP						X					X	X	X	X
TROUBLE/SUPV. INDICATION AT LCD ANNUNCIATOR						X					X	X	X	X
TRANSMIT TROUBLE/SUPV. SIGNAL TO CENTRAL STATION						X					X	X	X	X



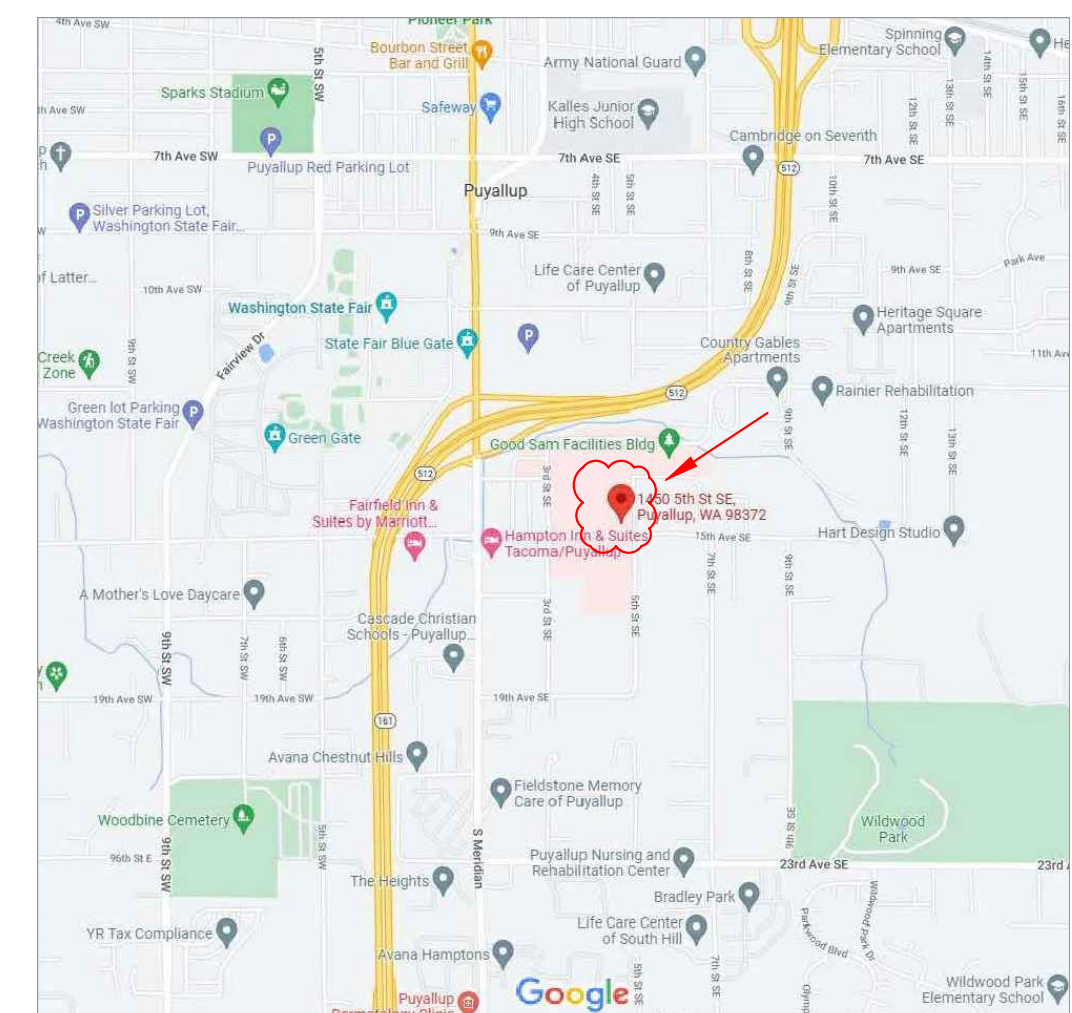
Froula Alarm Systems, Inc.  
861 Industry Drive  
Tukwila, WA 98188  
206-575-1962



**FIRE ALARM SYSTEM**  
**GSMOB - 3RD FLOOR**  
**WOMEN'S CLINIC TENANT IMPROVEMENT**  
**1450 - 5TH STREET SE**  
**PUYALLUP, WASHINGTON 98372**



**SITE PLAN**  
SCALE: NTS



**SITE MAP**  
SCALE: NTS


REV	DATE	DESCRIPTION
	2/1/24	PERMIT DRAWINGS

PROJ. MGR.: BILL HUGGINS  
DRAFTER: HEW

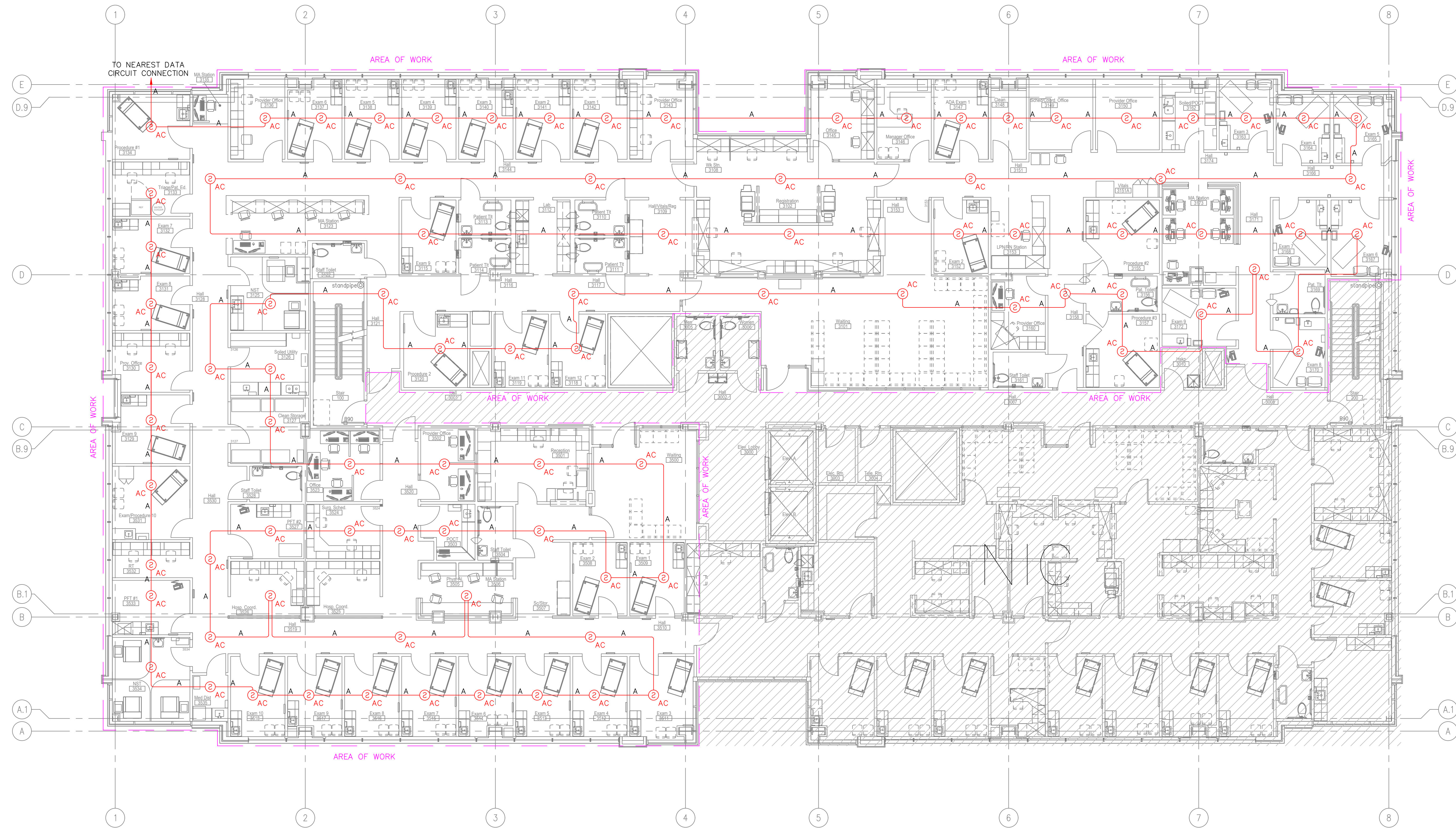
FA-1  
SHEET NO.  
1 OF 2



Froula Alarm Systems, Inc.  
861 Industry Drive  
Tukwila, WA 98188  
206-575-1962



**FIRE ALARM SYSTEM  
GSMOB - 3RD FLOOR  
WOMEN'S CLINIC TENANT IMPROVEMENT  
1450 - 5TH STREET SE  
PUYALLUP, WASHINGTON 98372**



TO NEAREST DATA CIRCUIT CONNECTION

**THIRD FLOOR - FIRE ALARM FLOOR PLAN**  
SCALE: 1/8"=1'-0"

**City of Puyallup  
Development & Permitting Services  
ISSUED PERMIT**

Building	Planning
Engineering	Public Works
Fire	Traffic

REVISIONS	DATE	DESCRIPTION
REV	2/1/24	PERMIT DRAWINGS

PROJ. MGR.: BILL HUGGINS  
DRAFTER: HEW