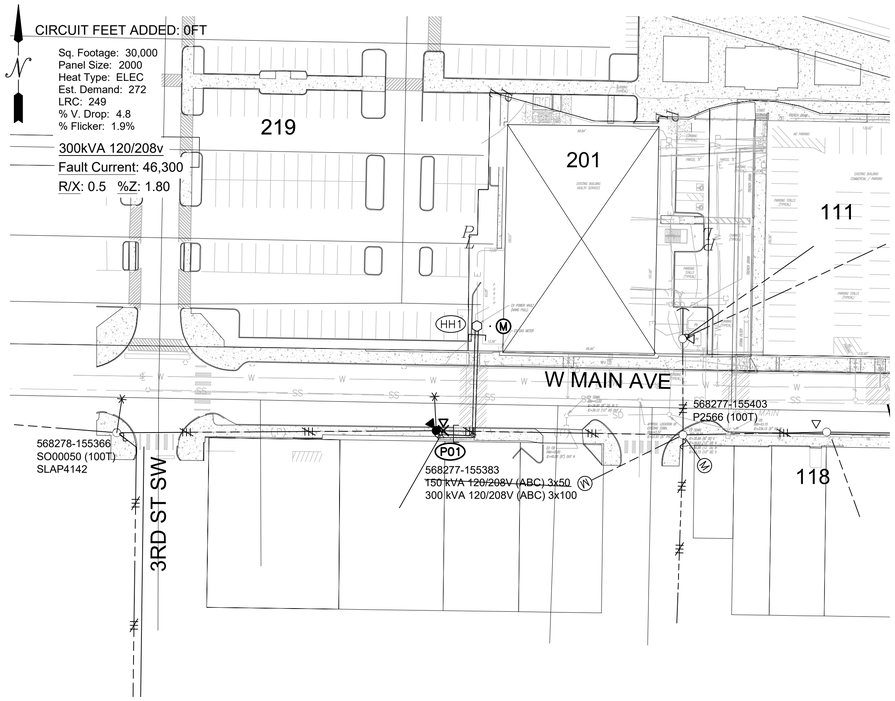

SITE PLAN

SCALE: 1" = 50'

P01: 568277-155383
REPLACE B.O. 45FT. POLE W/ 45FT CL-H2 W/ GND (AS STAKED)
(DEEPSET POLE 1FT) **3-10**
INST. 9' 8PIN SINGLE ARM **(2)3-11**
INST. PTP
INST. PINS & INSUL. (2)
INST. RIGID CLEVIS (S)
REPLACE 150KVA W/ 300KVA OH TRF BANK 120/208V
REFUSE C/O'S F: 40T
TRANSFER STREETLIGHT
INST GRID

HH1: 3-22
UNMAPPED HH
REPLACE CONN BARS W/ 8 POS CONN BARS
CONNECT & TAG CUSTOMER RAN UG SVC LINES (5 RUN OF 600KCM)

P01 TO HH1:
UNMAPPED 4" CONDUITS & 350 QUAD SECONDARIES

CUSTOMER NOTES:
SITE MUST BE READY 1 WEEK PRIOR TO CONSTRUCTION.
CUSTOMER TO PROVIDE ALL TRENCHING AND EXCAVATING

TRANSFORMER BANK REMOVAL

Foreman to redline field changes

Installed at site: P01
Grid Number: 568277-155383

Bank Configuration:
☐WYE/WYE ☐WYE/DELTA ☐OPEN WYE/OPEN DELTA ☐WYE/WYE 120/208v W/1Ø 120/240v

Secondary Voltage:
☒120/208v ☐277/480v ☐120/208v W/120/240v 1Ø ☐120/240v ☐240/480v

AØ Xfmr MID # 6209250 kVA 50
BØ Xfmr MID # 6209250 kVA 50
CØ Xfmr MID # 6209250 kVA 50

Foreman to redline the following information

AØ Xfmr Company ID#:
BØ Xfmr Company ID#:
CØ Xfmr Company ID#:

Tested Secondary Voltage /

NOTE: The foreman should record one phase-to-neutral and one phase-to-phase voltage. if the bank is a combination 120/208V with single phase 120/240V, record the tested voltage of the 240V connection in addition to the voltage of the 120/208 transformer connections.

TRANSFORMER BANK INSTALLATION

Foreman to redline field changes

Installed at site: P01
Grid Number: 568277-155383

Bank Configuration:
☐WYE/WYE ☐WYE/DELTA ☐OPEN WYE/OPEN DELTA ☐WYE/WYE 120/208v W/1Ø 120/240v

Secondary Voltage:
☒120/208v ☐277/480v ☐120/208v W/120/240v 1Ø ☐120/240v ☐240/480v

AØ Xfmr MID # 6209350 kVA 100
BØ Xfmr MID # 6209350 kVA 100
CØ Xfmr MID # 6209350 kVA 100

Foreman to redline the following information

AØ Xfmr Company ID#:
BØ Xfmr Company ID#:
CØ Xfmr Company ID#:

Tested Secondary Voltage /

NOTE: The foreman should record one phase-to-neutral and one phase-to-phase voltage. if the bank is a combination 120/208V with single phase 120/240V, record the tested voltage of the 240V connection in addition to the voltage of the 120/208 transformer connections.

POWER GENERAL NOTES - COMMERCIAL PROJECT

1. All materials to be installed in accordance with Puget Sound Energy's (PSE) standards. Any deviation from this work sketch must be AUTHORIZED by PSE's Project Manager and NOTED on the Foremans' Copy.
2. All switching arrangements and/or outage arrangements are to be made with the Project Manager at least three (3) working days in advance.
3. Contact the Utilities Underground Location Center (1-800-424-5555) at least 48 hours prior to commencing work to get the underground facilities located.
4. STAKING: The customer will provide all staking (transformer, handhole, trench, grade, lot, pole, sidewalk, etc.). See sketch and details for locations. Equipment locations must be approved by the Project Manager.
5. SITE PREPARATION: The work area will be at or near finished grade, clear of trench spoils or construction materials which would restrict construction and/or equipment access, before work can begin.
6. Roads shall be paved or have a compacted , crushed rock base in place.
7. CLEARANCES: Transformers require a minimum of 6 feet from fire fighting equipment, 10 feet from combustible walls, overhangs, doors, and windows, and a minimum of 5 feet from the back of curb (or guard posts will be required per PSE standards). All conduits and vaults are to be at least 5 feet away from water, storm and sewer lines when paralleling them in the right of way, and at least 1 foot when crossing them.
8. All work is to be done in accordance with local municipal and county permit requirements as applicable.
9. Customer/Developer is responsible to provide, install and maintain all secondary service cables, conduits and crossings from the individual unit's meter base to the designated connection point.
10. Inclement weather conditions may cause delays in construction times and dates.
11. EXCAVATION: The customer is to provide all trenching, backfill, vault excavations, compaction and restoration per this sketch and per PSE standards. A minimum protective cover of 36" is required over PSE's primary voltage equipment and 24" is required of PSE's secondary voltage equipment. The customer will provide any and all shoring or they will side slope the trench to 1:1.

CIRCUIT LOADING TABLE

Circuit:	STW-16	Customer 3Ø Load:	272
As Of:	2021	Power Factor:	.85
		Phase to Phase Voltage:	12500

	A Phase	B Phase	C Phase
Existing Peak Load:	278.0	288.0	270.0
Estimated New Load:	14.8	14.8	14.8
Total:	292.8	302.8	284.8

EROSION & SEDIMENT CONTROL REQUIREMENTS

EROSION & SEDIMENT CONTROL SHALL BE PER PSE STANDARD PRACTICE 0150.3200 TECHNIQUES FOR TEMPORARY EROSION & SEDIMENT CONTROL & ANY ADDITIONAL LOCAL JURISDICTION REQUIREMENTS. (LOCAL JURISDICTIONS MAY HAVE ADDITIONAL REQUIREMENTS INCLUDING NOTES DETAILING WHERE EROSION OR SEDIMENT CONTROL STRUCTURES ARE TO BE INSTALLED, CROSS SECTION DETAILS OF THE TYPICAL EROSION STRUCTURES, & SPECIAL REQUIREMENTS FOR WORK IN SENSITIVE AREAS.)

POLE RETIREMENT TABLE

Wk Loc	Pole Data: Grid #	Length	Class	Year	Pole: TOPPED	RMVD	TEMP TRANSFERS: TEL	TV	FIBER	ST. LIGHT TRANSFERS: TRAN	RMVD	ID NUMBER
P01	568277-155383	45	CL-2									

POLE TABLE (NEW)

Work Location	Pole Data: Grid #	Height	Class	Year	Remarks / Location Ref.
P01	568277-155383	45	H-2		

PRFUP20240620

The applicant is responsible to notify the city of a job start 48 hours in advance using the CityView portal.

The permit and traffic control plans shall be posted at the job site and available to inspectors at all times.
** Public notification shall comply with PMC Chapter 11.05.110 **

Where a curb exists, the lateral offset for all vertical obstructions shall be a minimum of 1.5' from the face of the obstruction pole to the face of curb

Where no curb exists, the lateral offset for all vertical obstructions shall be a minimum of 4' measured from the face of the obstruction to the edge of pavement

Call Jeff Hill, City Inspector, at 253-204-5633 prior to scheduling any work to avoid construction conflicts

City of Puyallup
Development & Permitting Services
ISSUED PERMIT

Building	Planning
Engineering	Public Works
Fire	Traffic

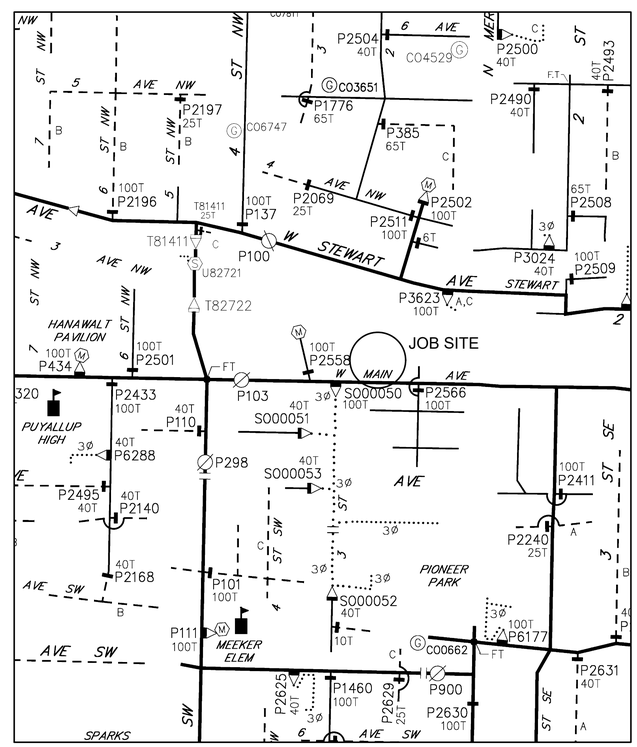

OVERHEAD CIRCUIT MAP

SCALE: NONE

FOREMAN (CHECK BOX WHEN COMPLETED)

- ☐ PSE Equipment LOCKED/SECURED & Work Area left in CLEAN/SAFE Condition.
- ☐ Grid, Cable, and Switch numbers INSTALLED & VERIFIED.
- ☐ Field Changes RED-LINED on As-built.
- ☐ Material VERIFIED and CHANGES noted on Paperwork.
- ☐ Total PRIMARY Cable noted on As-built.
- ☐ Company ID#'s RECORDED in correct location on As-built.
- ☐ Indicate correct FUSE SIZE on As-built & VERIFY proper PHASE.
- ☐ Deviations noted on the As-built and their reason.

☐ I certify that the work performed meets PSE's standards and procedures and that all quality requirements are met.

Foreman's Signature _____

Print Name _____ Date _____

PROJECT PHASE		NOTIF#	ORDER#
PWR	Superior	513968318	101159094
	Xfmr Removal		583072399
	Job Order		594154059
	Pole Install		101161786
	Pole Retire		108147322
	Job Order		593251733
	Perm. Service	N/A	587035422
GAS	Service Stubs	N/A	N/A
	HP Svc/MSA	N/A	N/A
CABLE TV			
PHONE			

Project Manager Contact Information:

Manager: Lonnie Adams
Cell Phone: 253.841.6244
E-Mail: Lonnie.Adams @pse.com

PSE Locates Required	YES
Customer Locates Required	YES
Outages Required	YES
Flagging Required	YES

REV#	DATE	BY	DESCRIPTION
3			
2			
1			

COUNTY	Emer Sect	Gas Wk Ctr	POWER WK CTR
PIERCE	N/A	N/A	QSWPRE
1/4 SEC	OP MAP		PLAT MAP
SE¼,Sect28,T20,R04E	N/A		N/A

U-MAP NO (POWER)	OH CKT MAP	UG CKT MAP	CIRCUIT NO
2004E112	2004E112	2004E112	STW-16

Vicinity Map

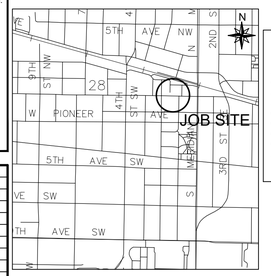

Owner / Developer Contact Info

Community Health Care
1148 Broadway, Suite 100
Tacoma, WA 98402
ATTN: Ilen Hagen 206-634-0177 office

For contacts below dial 1-888-CALL PSE (225-5773)

CALL 811 TWO BUSINESS DAYS BEFORE YOU DIG

THIS SKETCH NOT TO BE RELIED UPON FOR EXACT LOCATION OF EXISTING FACILITIES

REAL ESTATE/EASEMENT	PERMIT
N/A	CITY OF PUYALLUP

FUNCTION	CONTACT	PHONE NO	DATE
PROJECT MGR	L.Adams	253.841.6244	4/10/23
ENGR - POWER	DANIEL GAKIN	425-466-2218	4/10/23
ENGR - GAS	N/A	N/A	N/A
DRAWN BY	DANIEL GAKIN	425-466-2218	4/10/23
CHECKED BY			
APPROVED BY	M. KLAPPERICH 5/19/23		
FOREMAN #1			
FOREMAN #2			
MAPPING			

JOINT FACILITIES ARRANGEMENTS

UTILITIES	N/A	N/A	N/A	N/A
CONTACT	N/A	N/A	N/A	N/A
PHONE#	N/A	N/A	N/A	N/A

PSE PUGET SOUND ENERGY

CHC Puyallup Cannery -COMM HEALTH
COMMERCIAL REPLACE OH 3Ø XFRM BANK
201 W MAIN, PUYALLUP

INCIDENT	MAOP
N/A	N/A
Gas Order	Elect Order
N/A	101159094
SCALE	PAGE
AS NOTED	1/1

Apr 25, 2023 – 8:57am C:\Users\dgakin\Documents\JOBS\101159094_COMM HEALTH\ 101159094_COMM HEALTH-AUD.dwg