



PUYALLUP, WA
STORE NO.: 02403

PROTO CYCLE: 03/29/24
DATE: 04/26/24
PROTO: 192

DRAWING INDEX

GENERAL
C1.0 COVER SHEET

ARCHITECTURAL
A2 EXTERIOR ELEVATIONS
A2.1 EXTERIOR DETAILS AND SIGNAGE

Approval of submitted plans is not an approval of omissions or oversight by this office or noncompliance with any applicable regulations of local government. The contractor is responsible for making sure that the building complies with all applicable building codes and regulations of the local government.

THE APPROVED CONSTRUCTION PLANS AND ALL
ENGINEERING MUST BE POSTED ON THE JOB AT ALL
INSPECTIONS IN A VISIBLE AND READILY
ACCESSIBLE LOCATION.
PRINT in COLOR and to SCALE.

PRCTI20240669

**City of Puyallup
Building
REVIEWED
FOR
COMPLIANCE**

RayC
05/20/2024
3:17:21 AM



City of Puyallup
Development & Permitting Services
ISSUED PERMIT

Building

Planning

Engineering

Public Works

Fire

Traffic



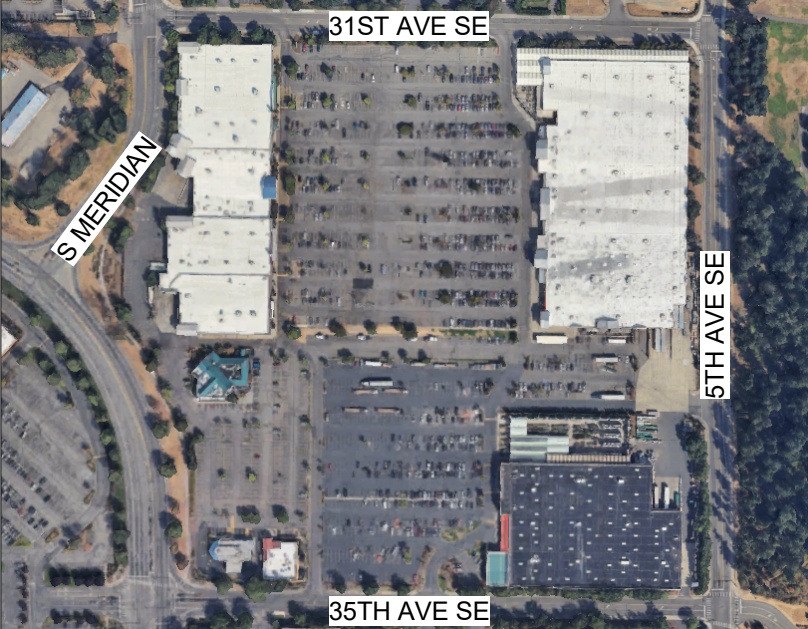
100



35T
RAL SC

THE STATE OF WORK

VICINITY MAP



GENERAL SCOPE OF WORK

- EXTERIOR: CLEAN, PREP AND PAINT
- SIGNAGE: INSTALL/REPLACE EXTERIOR SIGNAGE

brr

ARCHITECT OF RECORD:
BRR ARCHITECTURE, INC
8131 METCALF AVENUE
SUITE 300
OVERLAND PARK, KS 66204
www.brrarch.com
TEL: 913-262-9095
FAX: 913-262-9044

STIPULATION FOR REUSE

THIS DRAWING WAS PREPARED FOR USE ON A SPECIFIC SITE AT A PARTICULAR DATE ON 02/06/2014. IT IS NOT SUITABLE FOR USE ON A DIFFERENT PROJECT SITE OR AT A LATER TIME. USE OF THIS DRAWING FOR REFERENCE OR EXAMPLE ON ANOTHER PROJECT REQUIRES THE SERVICES OF ANOTHER LICENSED ARCHITECT AND ENGINEER. NO PART OF THIS DRAWING IS TO BE REUSED OR REPRODUCED FOR REUSE ON ANOTHER PROJECT IS NOT AUTHORIZED AND MAY BE CONTRARY TO THE LAW.

CONSULTANTS

Walmart®
PUYALLUP, WA
310 31ST AVE SE
STORE NO: 02403

ISSUE BLOCK

CHECKED BY:	KJS
DRAWN BY:	EP
PROTO CYCLE:	03/29/24
DOCUMENT DATE:	04/26/24

13088 REGISTERED ARCHITECT
M. Meyer
MARIAH MEYER
STATE OF WASHINGTON
04/03/2024

COVER
SHEET

SHEET: C1.0

APPROVED PLAN
CITY OF PUYALLUP
PLANNING DIVISION

APPROVED BY: ARamirez

DATE: 04/30/2024

CASE NO.: PRSG20240703

CONDITIONS:

City of Puyallup
Development & Permitting Services
ISSUED PERMIT

Building

Planning

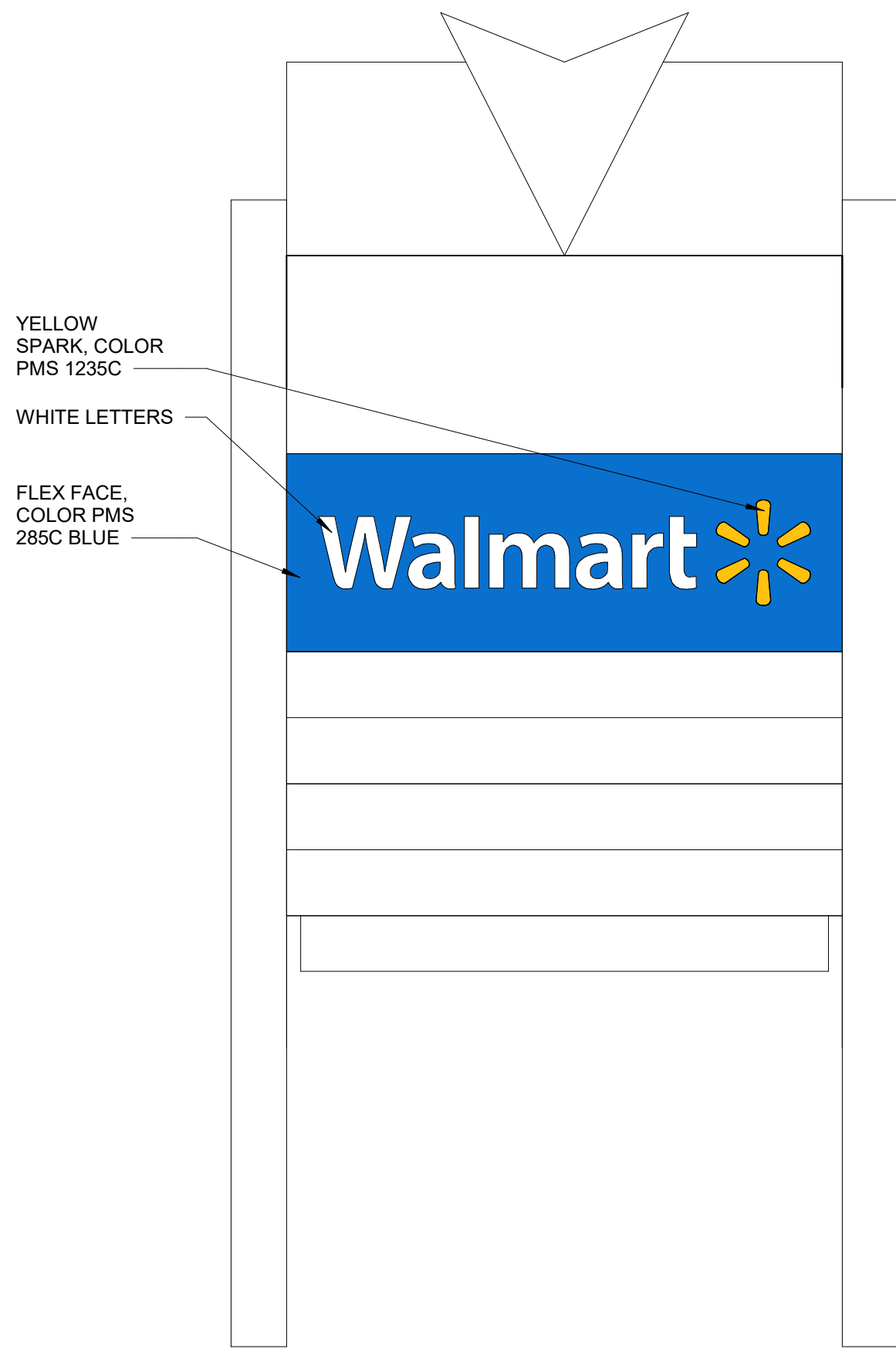
Engineering

Public Works

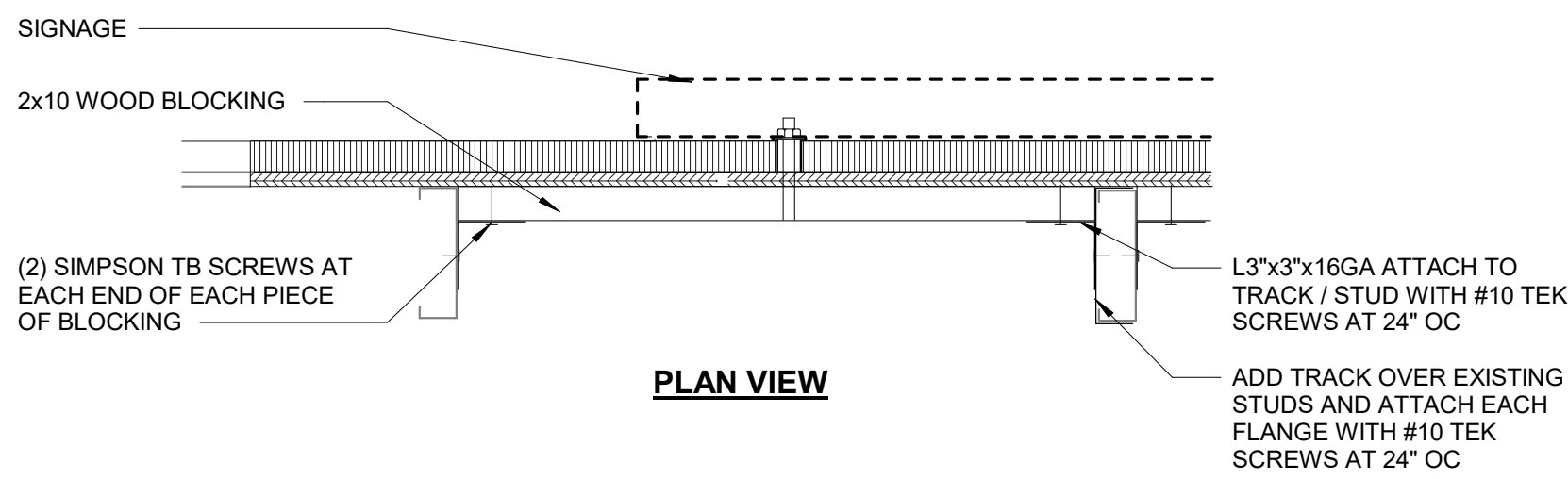
Fire

Traffic

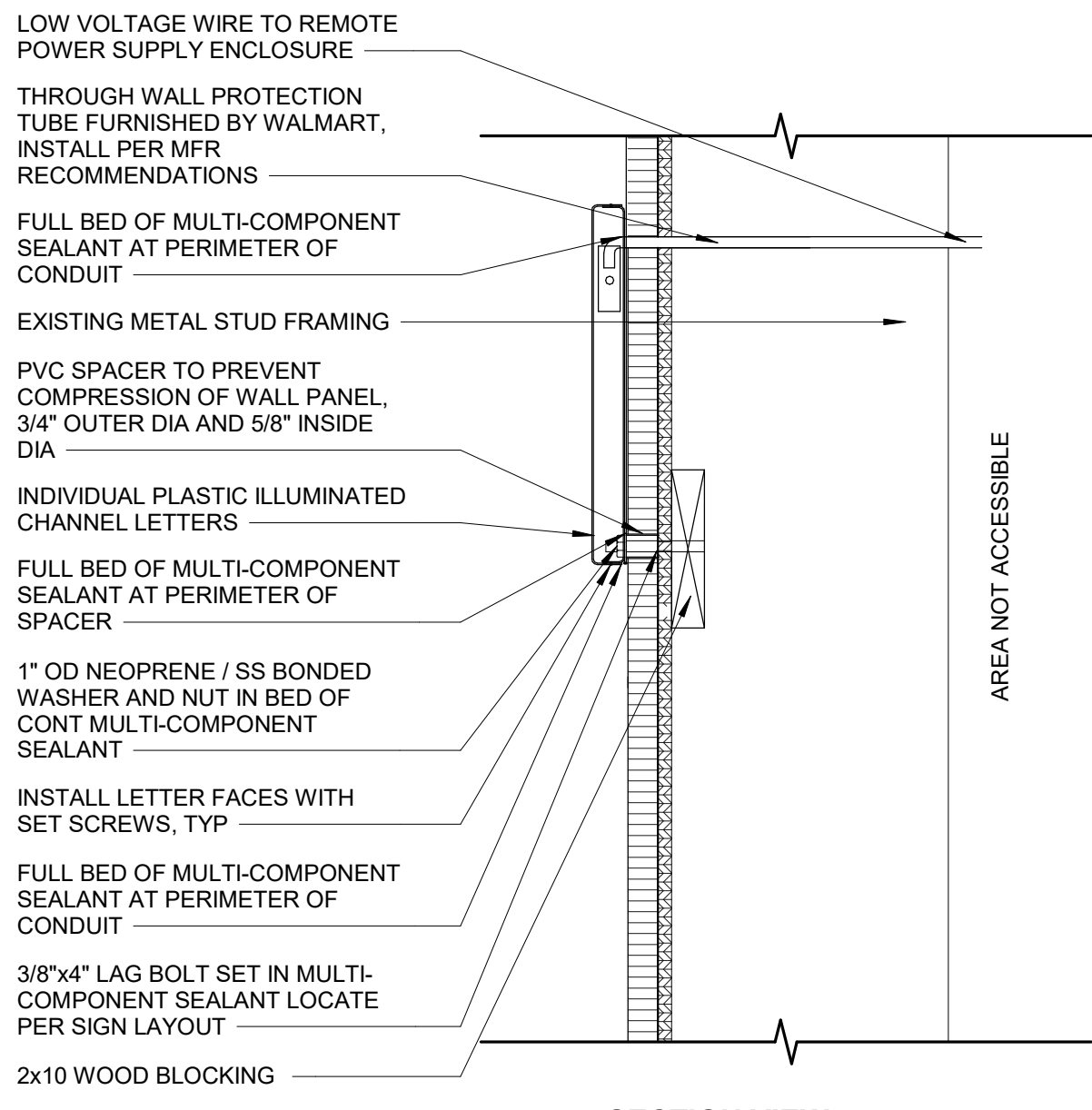
EXISTING SIGNAGE SCHEDULE										NEW SIGNAGE SCHEDULE											
SIGNAGE	QTY	NEW/ETR	LIGHTED	COLOR	SIZE	AREA (SF)	TOTAL AREA (SF)			SIGNAGE	QTY	NEW/ETR	LIGHTED	COLOR	SIZE	AREA (SF)	TOTAL AREA (SF)				
FRONT SIGNAGE										FRONT SIGNAGE											
Walmart	1	---	LED	WHITE	5'-6"	299.04	SF	299.04	SF	Walmart	1	NEW	LED	WHITE	5'-6"	298.00	SF	298.00	SF		
* (Spark)	1	---	LED	YELLOW	8'-0"					* (Spark)	1	NEW	LED	YELLOW	8'-0"						
Pickup	1	---	LED	WHITE	2'-6"	66.76	SF	66.76	SF	Pickup	1	NEW	LED	WHITE	2'-6"	40.83	SF	40.83	SF		
* (Spark)	1	---	LED	YELLOW						* (Arrow)	1	NEW	LED	WHITE							
Home & Pharmacy	1	---	N/A	WHITE	2'-0"	61.85	SF	61.85	SF	Home & Pharmacy	1	NEW	N/A	WHITE	2'-0"	60.74	SF	60.74	SF		
Grocery	1	---	N/A	WHITE	2'-0"	25.63	SF	25.63	SF	Grocery	1	NEW	N/A	WHITE	2'-0"	26.27	SF	26.27	SF		
Lawn & Garden	1	---	N/A	WHITE	2'-0"	41.02	SF	41.02	SF	Outdoor	1	NEW	N/A	WHITE	2'-0"	20.67	SF	20.67	SF		
Vision Center	1	---	N/A	WHITE	1'-0"	8.81	SF	8.81	SF	Vision	1	NEW	N/A	WHITE	1'-0"	3.63	SF	3.63	SF		
Address (310)	1	---	N/A	WHITE	1'-0"	N/A	SF	N/A	SF	Address (310)	1	NEW	N/A	BLACK	1'-0"	N/A	SF	N/A	SF		
Tenant Signage	1	---	N/A	YELLOW	N/A	N/A	SF	N/A	SF												
TOTAL FRONT SIGNAGE									503.11	SF	TOTAL FRONT SIGNAGE									450.14	SF
TOTAL BUILDING SIGNAGE									503.11	SF	TOTAL BUILDING SIGNAGE									450.14	SF



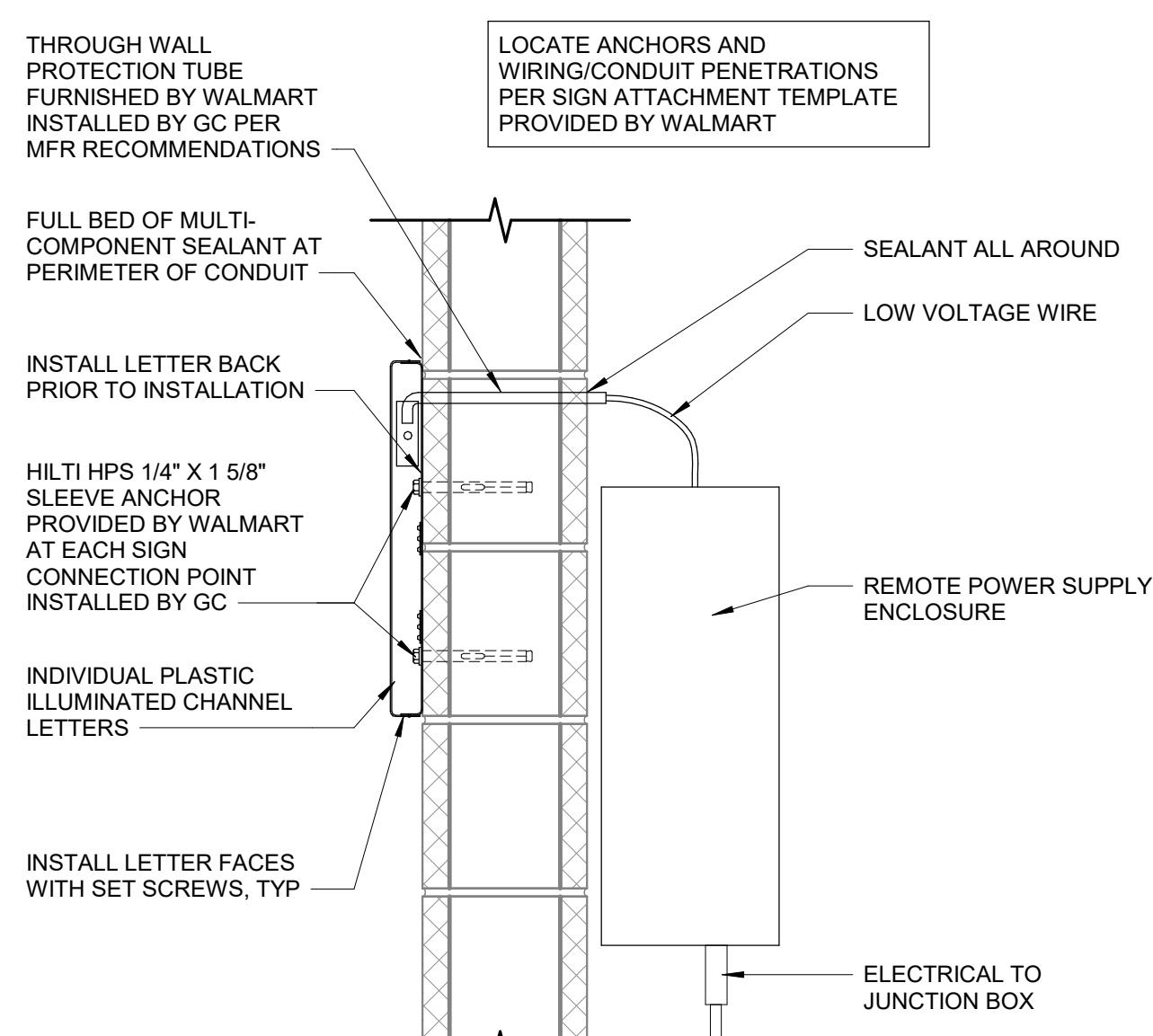
12 MONUMENT SIGN
NOT TO SCALE



PLAN VIEW



SECTION VIEW



ATTACHMENT AT CMU BELOW
ROOF LINE

PRIOR TO PERFORMING THIS WORK, VERIFY EXISTING SUBSTRATE MATERIAL - IF EXISTING SUBSTRATE IS CMU OR PLYWOOD (5/8" OR THICKER), SUBSTRATE REPLACEMENT IS NOT REQ'D

REFER TO SIGNAGE GENERAL NOTES FOR ADDITIONAL REQUIREMENTS

MOUNTING HOLE PATTERNS FOR NON-ILLUMINATED SIGN INSTALLATION PROVIDED BY WALMART

PLASTIC MOUNT FOR ALL-THREAD STUD, TYP

INSTALL 1/8" DIA ALL-THREAD STUDS INTO PLASTIC MOUNTS, TYP

3/8" DIA HOLE FILLED WITH ADHESIVE SEALANT, TYP

PLASTIC NON-ILLUMINATED CHANNEL LETTER

"ADHESIVE SEALANT" IS TO BE PRODUCT LN-950 BY LIQUID NAILS OR SIMILAR POLYURETHANE CONSTRUCTION ADHESIVE, MEETING ASTM D3498 AND C557 STANDARDS, EXTERIOR APPLICATION, WEATHER-RESISTANT, LOW VOC, WITH A MINIMUM SHEAR STRENGTH OF 250 PSI

EXISTING CMU

MOUNTING HOLE PATTERNS FOR NON-ILLUMINATED SIGN INSTALLATION PROVIDED BY WALMART

PLASTIC MOUNT FOR ALL-THREAD STUD TYP BY WALMART

INSTALL 1/8" DIA ALL-THREAD STUDS INTO PLASTIC MOUNTS PRIOR TO SIGN INSTALLATION TYP

3/8" DIA HOLE FILLED WITH ADHESIVE SEALANT - COAT ALL-THREAD STUD WITH ADHESIVE SEALANT PRIOR TO WALL ATTACHMENT TYP

PLASTIC NON-ILLUMINATED CHANNEL LETTER BY WALMART

"ADHESIVE SEALANT" IS TO BE PRODUCT LN-950 BY LIQUID NAILS OR SIMILAR POLYURETHANE CONSTRUCTION ADHESIVE, MEETING ASTM D3498 AND C557 STANDARDS, EXTERIOR APPLICATION, WEATHER-RESISTANT, LOW VOC, WITH A MINIMUM SHEAR STRENGTH OF 250 PSI

ATTACHMENT AT EIFS AND METAL STUD WALL

ATTACHMENT AT CMU WALL

ATTACHMENT AT STUDS AND EIFS

11 NONILLUMINATED SIGNAGE ATTACHMENT
1 1/2" = 1'-0"

10 NONILLUMINATED SIGNAGE ATTACHMENT
1 1/2" = 1'-0"

9 ILLUMINATED SIGNAGE ATTACHMENT
1 1/2" = 1'-0"

8 ILLUMINATED SIGNAGE ATTACHMENT
1 1/2" = 1'-0"

7 ADDRESS (301)
1/4" = 1'-0"

6 1'-0" VISION
1/4" = 1'-0"

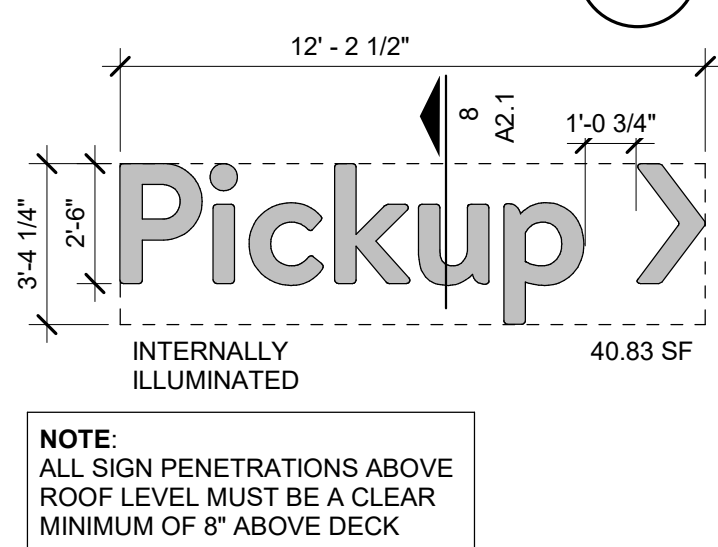
5 2'-0" OUTDOOR
1/4" = 1'-0"

4 2'-0" GROCERY
1/4" = 1'-0"

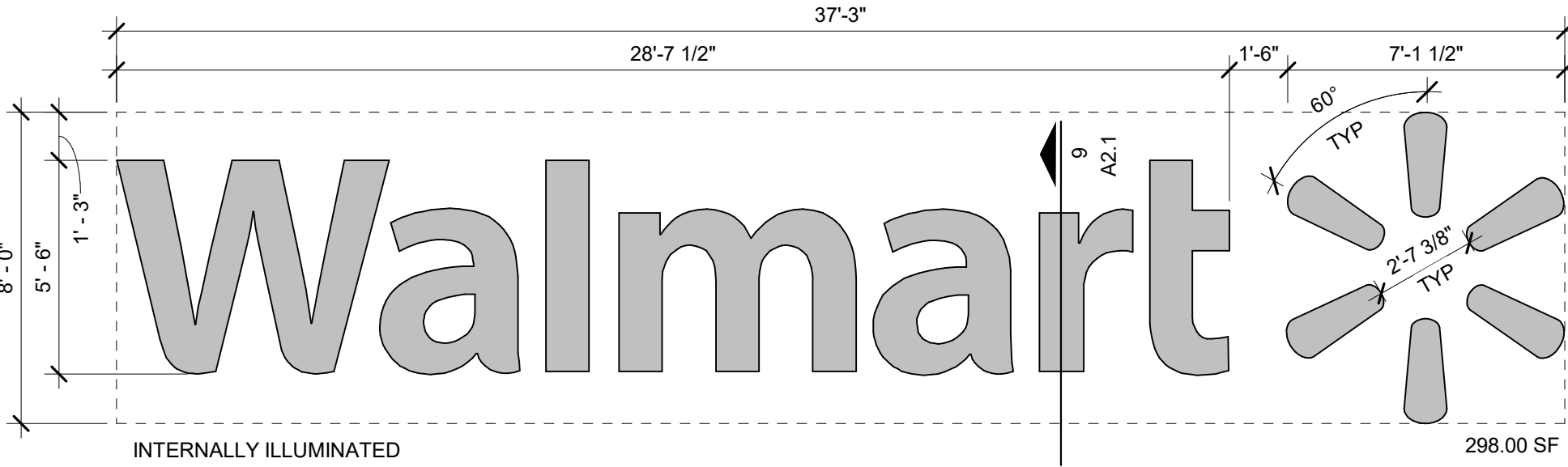
3 2'-0" HOME & PHARMACY
1/4" = 1'-0"

2 2'-6" PICKUP RIGHT ARROW
1/4" = 1'-0"

1 5'-6" WALMART SIGN
1/4" = 1'-0"



NOTE TO SIGN INSTALLER:
A. ALL PRIMARY MOUNTING HOLES MUST BE UTILIZED
B. IF MOUNTING THROUGH PRIMARY HOLE IS OBSTRUCTED BY REBAR, METAL STUDS, CHANNELS, OR OTHER MISC METAL, SEAL PRIMARY HOLE IN SIGN CAN AND MOUNT THROUGH THE NEAREST ALTERNATE MOUNTING HOLE
C. PRIMARY HOLES ARE INDICATED WITH PREDRILLED HOLES



brr

ARCHITECT OF RECORD:
BRR ARCHITECTURE, INC.
8121 METCAL AVENUE
OVERLAND PARK, KS 66204
www.brrarch.com
TEL: 913-262-9095
FAX: 913-262-9044

STIPULATION FOR REUSE

THIS DRAWING WAS PREPARED FOR THE PROJECT AND SITE SPECIFIC USE ONLY. IT IS NOT TO BE REUSED FOR ANY OTHER PROJECT WITHOUT THE WRITTEN PERMISSION OF BRR ARCHITECTURE, INC. ANY REUSE OF THIS DRAWING FOR ANY OTHER PROJECT WITHOUT THE WRITTEN PERMISSION OF BRR ARCHITECTURE, INC. SHALL BE AT THE USER'S SOLE RISK AND WITHOUT LIABILITY TO BRR ARCHITECTURE, INC.

CONSULTANTS

ISSUE BLOCK

CHECKED BY: KJS EK

DRAWN BY: MBN

PROTO CYCLE: 03/29/24

DOCUMENT DATE: 04/26/24

13088 REGISTERED ARCHITECT

04/24/2024

EXTERIOR DETAILS AND SIGNAGE

SHEET: A2.1

03/29/2024 11:52:20 AM