

TYP, ALL SPACE PROTECTED BY (E) UPRIGHTS NOT SHOWN

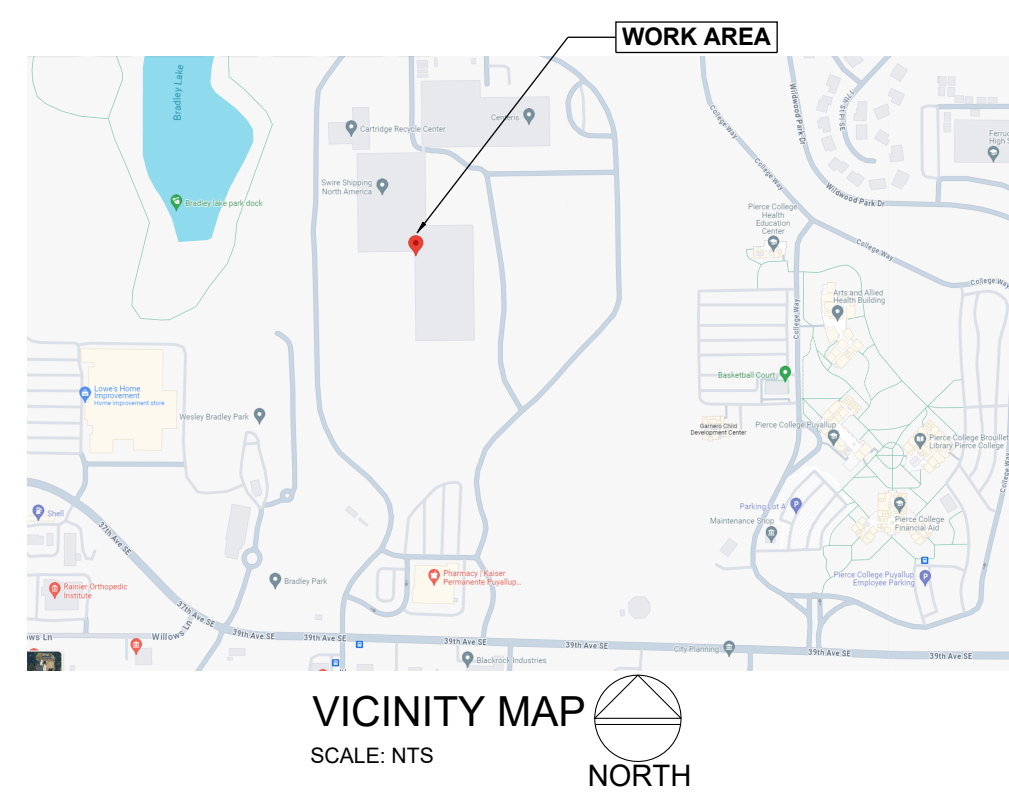
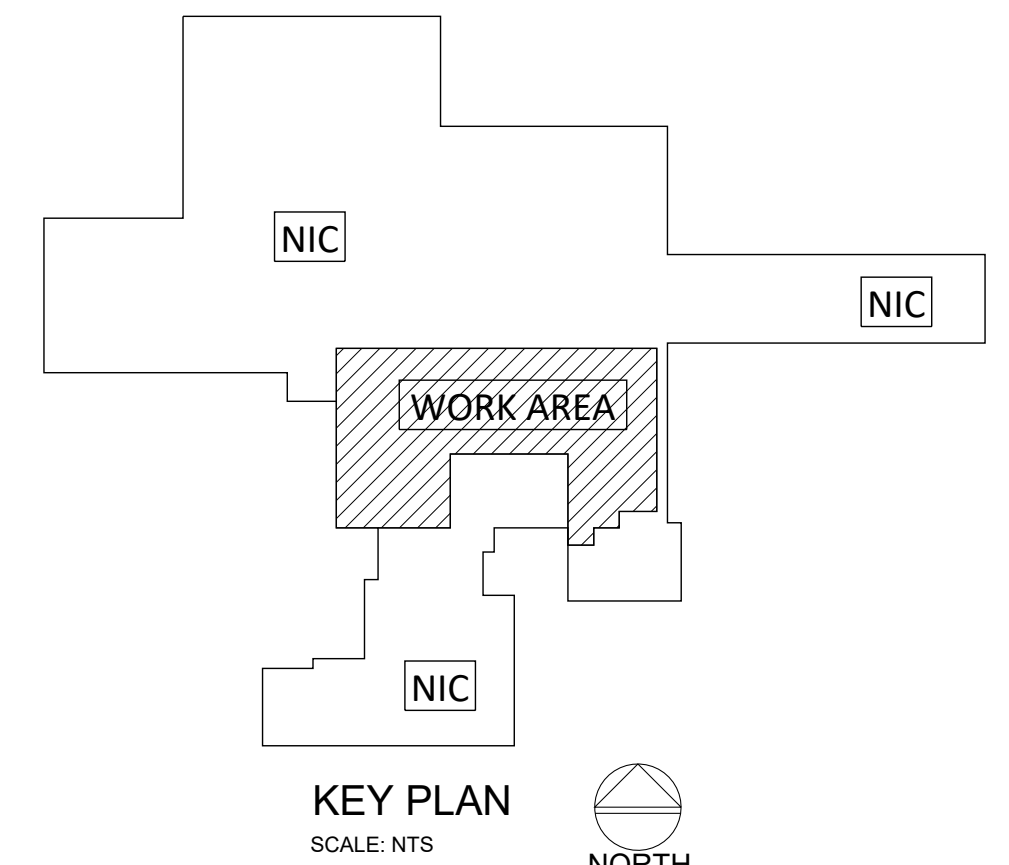
TYP, ALL SPACE PROTECTED BY (E) UPRIGHTS NOT SHOWN

TYP, ALL SPACE PROTECTED BY (E) UPRIGHTS NOT SHOWN

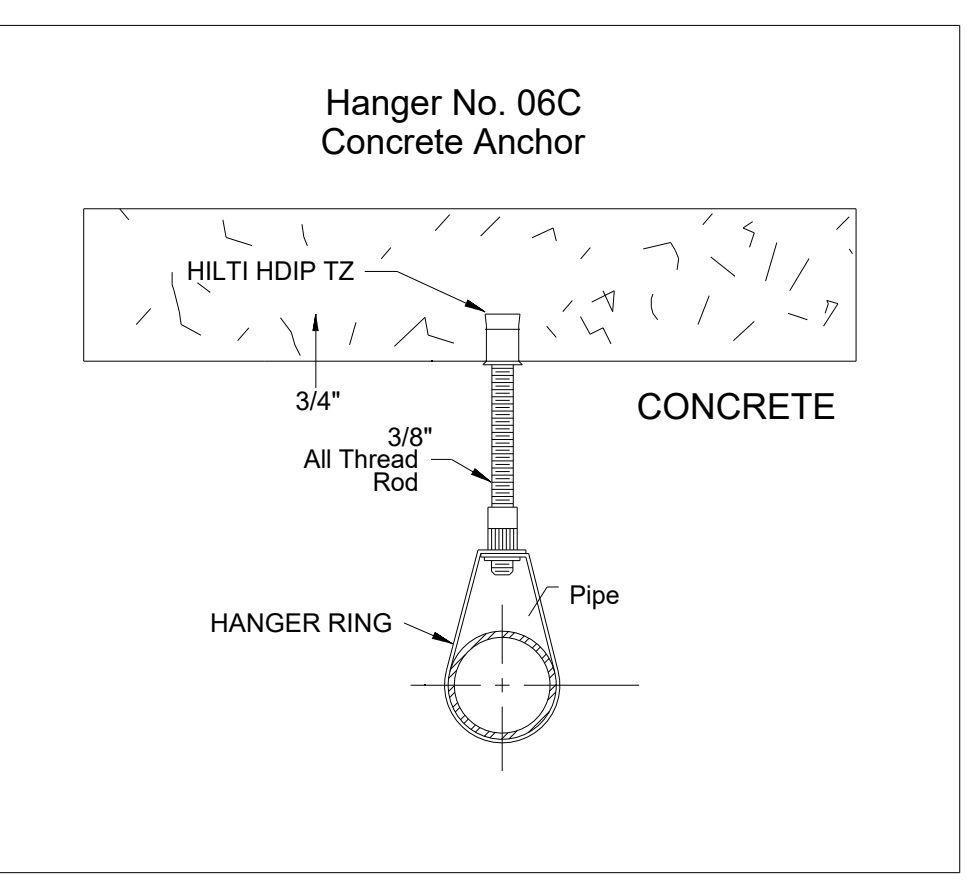
- SCOPE OF WORK:**
- 1) MODIFY THE EXISTING FIRE SPRINKLER SYSTEM TO ACCOMMODATE TO NEW ARCHITECTURAL DESIGN.
- GENERAL NOTES:**
- 1) MATERIALS INSTALLATION AND DESIGN PER NFPA 13 STANDARDS
 - 2) ALL AREAS PROTECTED BY A WET PIPE SYSTEM MUST BE MAINTAINED AT 40 DEGREE F TO PREVENT WATER IN PIPES FROM FREEZING BY OTHERS
 - 3) STRUCTURAL ADEQUACY OF THE BUILDING TO SUPPORT THE SPRINKLER PIPING BY OTHERS.
 - 4) ALL FIRE ALARMS, WIRING, MONITORING ARE BY OTHERS.
- EXCLUSIONS:**
- 1) FIRE WATCH OR TEMPORARY SPRINKLER PROTECTION DURING CONSTRUCTION.
 - 2) ACOUSTICAL CAULKING
 - 3) FIRESTOP CAULKING
 - 4) HEAT TRACE OR INSULATION
 - 5) UPRIGHT SPRINKLER PROTECTION ABOVE NONCOMBUSTIBLE CONCEALED SPACES.
 - 6) PAINTING SPRINKLER PIPE
 - 7) REPAIRS OR MODIFICATIONS TO THE EXISTING SYSTEM BEYOND THE SCOPE OF WORK
 - 8) MODIFICATION OF EXISTING MAINS AND BRANCH LINES
 - 9) STRUCTURAL ANALYSIS, SEISMIC INVESTIGATION
 - 10) FPE AND PE REVIEW
 - 11) UNDERGROUND WORK
- DESIGN CRITERIA:**
- PER NFPA 13 - 2019 AND CITY OF PUYALLUP STANDARD
- 1) GENERAL STORAGE, MECHANICAL ROOM - ORDINARY HAZARD GROUP 1
- TENANT IMPROVEMENT: NO HYDRAULIC CALCULATION**
- THIS PROJECT IS A TENANT IMPROVEMENT. THE FACILITY HAS ALREADY BEEN PROTECTED BY AN EXISTING FIRE SPRINKLER SYSTEM. MODIFICATION FOR NEW WALLS, CEILINGS, AND HVAC LAYOUT WILL BE DONE WITHOUT AFFECTING THE CAPABILITY OF THE EXISTING SYSTEM HYDRAULIC DESIGN.
- CONSTRUCTION TYPE:**
- CONCRETE, UNOBSTRUCTED CONSTRUCTION
UNOBSTRUCTED CONSTRUCTION
SPRINKLER DEFLECTOR - 12" MAX. BELOW DECK / CEILING
- FIELD NOTE:**
- SPRINKLER PIPING:
1) ALL NEW ARM-OVER, SPRIG UP AND DROP TO BE SCH 40 BLACK FINISH 1"
2) ALL THREADED END BRANCH LINE TO BE SCH 40 BLACK FINISH
- SPRINKLER PLACEMENT:
1) ALL NE SPRINKLER MINIMUM 1'-0" AWAY AND ALIGN WITH THE LIGHTING FIXTURES FOR GWB CEILING UNO
- SPRINKLER SPACING:
1) STANDARD COVERAGE - 130 SQ. FOR ORDINARY HAZARD
- ELEVATIONS:**
- BOD = 17'-6" AFF
BOM = 15'-0" AFF
BOL = 15'-2" AFF

RCP LEGEND

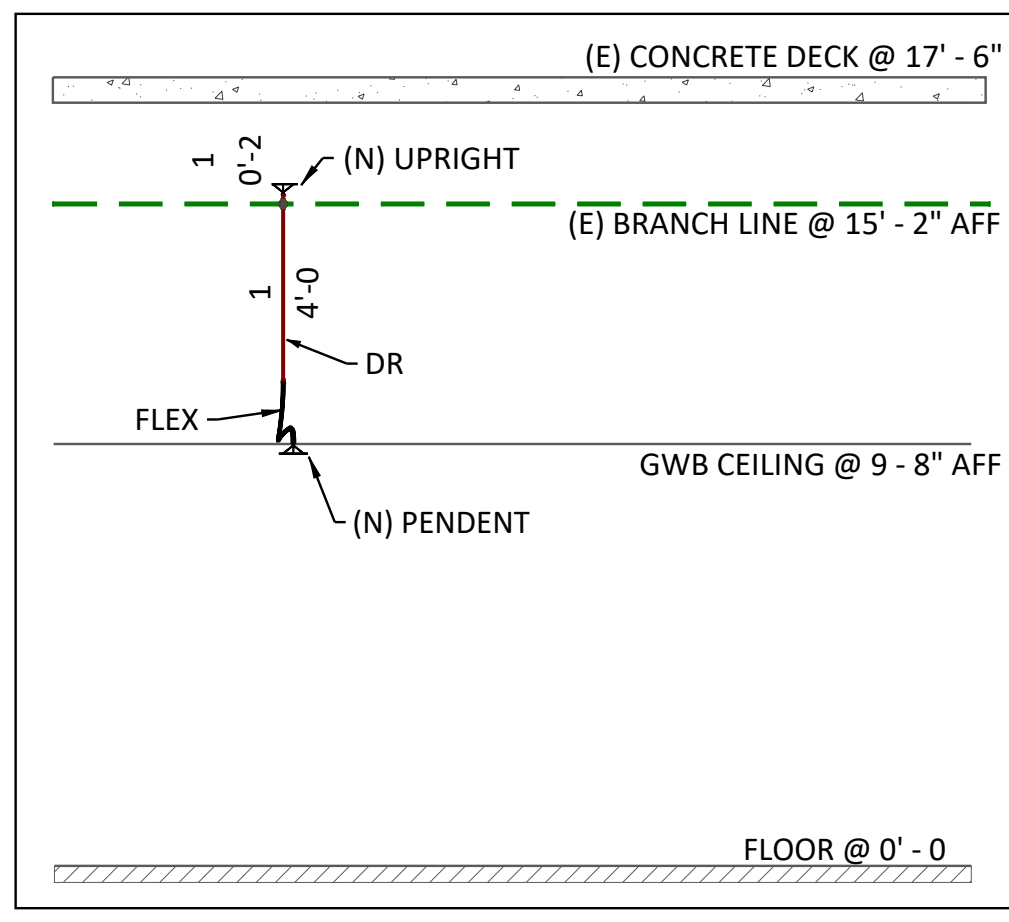
	2'x4' SURFACE MOUNTED LIGHT FIXTURE
	EXISTING 4' PENDANT LIGHT FIXTURE
	NEW GYP CEILING
	CEILING MATERIAL AND HEIGHT ABOVE FINISHED FLOOR TAG
	CEILING MATERIAL AND HEIGHT ABOVE EXIT SIGNAGE, DIRECTIONAL AND NON DIRECTIONAL
	EXIT SIGNAGE, DIRECTIONAL AND NON DIRECTIONAL



LEVEL 1 - FIRE PROTECTION
SCALE: 1/4" = 1'-0"



HANGER DETAILS
SCALE: NTS



SECTION VIEW
SCALE: NTS

**City of Puyallup
Fire
REVIEWED FOR
COMPLIANCE**

DDrake
07/08/2024
9:38:40 AM

THE APPROVED CONSTRUCTION PLANS AND ALL ENGINEERING MUST BE POSTED ON THE JOB AT ALL INSPECTIONS IN A VISIBLE AND READILY ACCESSIBLE LOCATION.

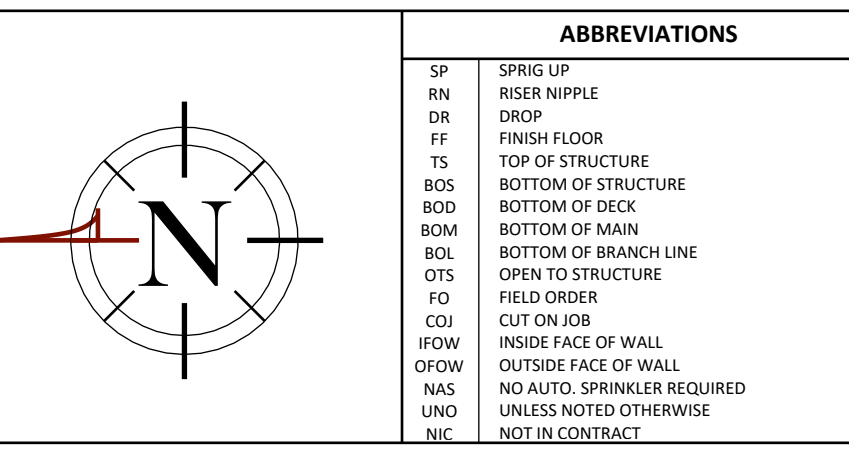
Approval of submitted plans is not an approval of omissions or oversight by this office or noncompliance with any applicable regulations of local government. The contractor is responsible for making sure that the building complies with all applicable building codes and regulations of the local government.

**City of Puyallup
Development & Permitting Services
ISSUED PERMIT**

Building	Planning
Engineering	Public Works
Fire	Traffic

Sprinkler Legend

Symbol	Manufacturer	Model	Quantity	K-Factor	Type	Size	Response	Finish	Temperature	Note
	Reliable	F1FR56	3	5.6	Pendent	1/2"	Quick	Chrome	155°F	Relocate-Recessed - Chrome
	Reliable	G	6	8	Upright	1/2"	Standard	Chrome	212°F	Add - Upright - Brass
	Reliable	G	1	5.6	Pendent	1/2"	Standard	Chrome	155°F	Add - Pendent - Chrome
	Reliable	F1FR80	2	8	Upright	1/2"	Quick	Brass	200°F	Add - Upright - Brass
	Reliable	F1FR80	10	8	Upright	1/2"	Quick	Brass	200°F	Relocate-Upright - Brass
			Total = 21							



ABBREVIATIONS	DRAWING SYMBOLS	NOT USED	NOT USED	DRAWING SYMBOLS	FLEX DROP LEGEND	SPRINKLER PIPE LEGEND	WALL LEGEND	CERTIFICATION OF COMPETENCY
SP - SPRIG UP RN - ROSS NIPPLE DR - DROP FE - FLEX DROP TS - TOP OF STRUCTURE FMS - FLOOR FINISH BS - BOTTOM OF STRUCTURE BOD - BOTTOM OF DECK BOM - BOTTOM OF MAIN BOL - BOTTOM OF BRANCH LINE OTS - OPEN TO STRUCTURE FD - FIELD ORDER CF - CLIP ON FIRE SHOW - INSIDE FACE OF WALL NAG - OUTSIDE FACE OF WALL NAG - NO AUTO SPRINKLER REQUIRED UNO - UNLESS NOTED OTHERWISE NOC - NOT IN CONTRACT	2-WAY EQ BRACING 4-WAY EQ BRACING HANGER LOCATION BRANCH LINE RESTRAINT LOCATION CENTER LINE BOTTOM OF DECK ELEVATION HYDRAULIC CALCULATION NODE FIELD ORDER SPRINKLER MAIN FAB SPRINKLER BRANCH LINE FAB			NEW MECHANICAL TEE (E)-ROUT NEW MECHANICAL TEE RELOCATE EXISTING SPRINKLER EXISTING SYSTEM COMPONENT FLEXIBLE COUPLING	4'-0" FLEX DROP 4'-0" FLEX DROP, ELBOW STYLE 6'-0" FLEX DROP 6'-0" FLEX DROP, ELBOW STYLE 4'-0" FLEX DROP BRACKET	NEW SPRINKLER PIPE EXISTING SPRINKLER PIPE RELOCATED EXISTING PIPE NEW FLEX DROP EXISTING FLEX DROP	NEW FULL HEIGHT WALL NEW FULL HEIGHT SOFFIT HEADER NEW LOW WALLS (AT LEAST 1" BELOW FINISH CEILING)	MATTHEW WILLIAM KUNKLE 4980-8322-C LEVEL 3 COLUMBIA FIRE, LLC COLUMBIA FIRE, LLC 06/04/2024

NO.	DATE	REVISIONS
1		

COLUMBIA FIRE
FIRE PROTECTION SERVICES & EQUIPMENT
WA CLP COLUMBIA FIRE
111 South Findlay Street
Seattle, WA 98108
(206) 232-8569

CUSTOMER INFORMATION

PROJECT MANAGER: ADI
OFFICE PHONE: 206 - 419 - 8090
CELL PHONE:
EMAIL: smajicconstruction@gmail.com

SUPERINTENDENT:
CELL PHONE:
EMAIL:

CENTRAL PIERCE
1019 39TH AVE SE
PUYALLUP, WA 98374

SMAJIC CONSTRUCTION

JOB NO. 240314B501
DATE 05/21/24
DESIGNER NAJEEB HABIB
PM LI LI
SCALE 1/4" = 1'-0"

FP
1 OF 1