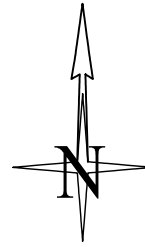


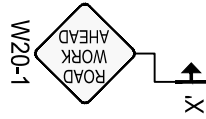
City of Puyallup
Development & Permitting Services

ISSUED PERMIT

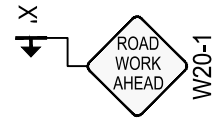
- Building
- Planning
- Engineering
- Public Works
- Fire
- Traffic



Work shall immediately cease in the work zone for a pedestrian spotter, available at all times, to escort pedestrians around the work area.



PLACE W20-1 SIGNS ON ALL
ADJACENT STREETS WITHIN
300 FEET OF WORK AREA



ROAD WORK ALLOWED:
Monday - Thursday
9AM - 2PM

Call communications center at 253-287-4456 on day of work.
Request a job start inspection through the CityView portal.

The City-issued permit packet shall be posted at the job site and available to inspectors at all times.

The applicant shall notify property owner(s) of blocked driveway(s) at least 24 hours in advance.

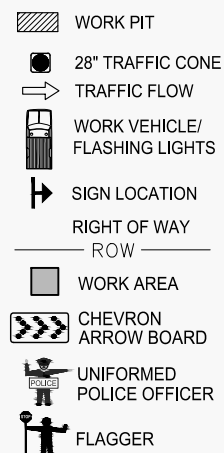
NO PARKING signs shall be placed adjacent to the work zone and other applicable areas at least 72 hours in advance.

DISTANCE BETWEEN CONES EQUALS SPEED LIMIT IN UNIT FEET. TAPER LENGTHS EQUALS WIDTH OF OFFSET (LANE WIDTH) TIMES SPEED SQUARED DIVIDED BY 60. SIGN SPACING SHALL BE 350' WHEN THE SPEED LIMIT IS GREATER THAN 30 MPH. DISTANCE BETWEEN SIGNS IS MANDATORY UNLESS FIELD CONDITIONS DETERMINE OTHERWISE.

Notes:

1. All signs and spacing to conform to the MUTCD and City of Puyallup standards.
2. All sidewalks, driveways, exits and egresses shall be completely clear unless otherwise indicated.
3. Channelizing devices are 28" traffic cones. Use traffic drums (barrels) with steady burning Type C lights on all State State Routes and Hwys.
4. Sign size can be a minimum of 36" x 36" and shall not obstruct pedestrian access.
5. Crew is required to leave a minimum of 10' for traveling lane width.
6. Alert affected residents and businesses.
7. Work to take place during approved work hours. ~~(Generally between 9 a.m. and 4 p.m. on non-arterials and from 9 a.m. to 3 p.m. on arterials.~~ If night time work is approved, Night time work to take place between _____ and _____.)
8. Flaggers shall remain in radio contact at all times.
8. Work area will be 58' ECL of 2nd St SW & 0' and 13' SCL of W Main Ave.

LEGEND

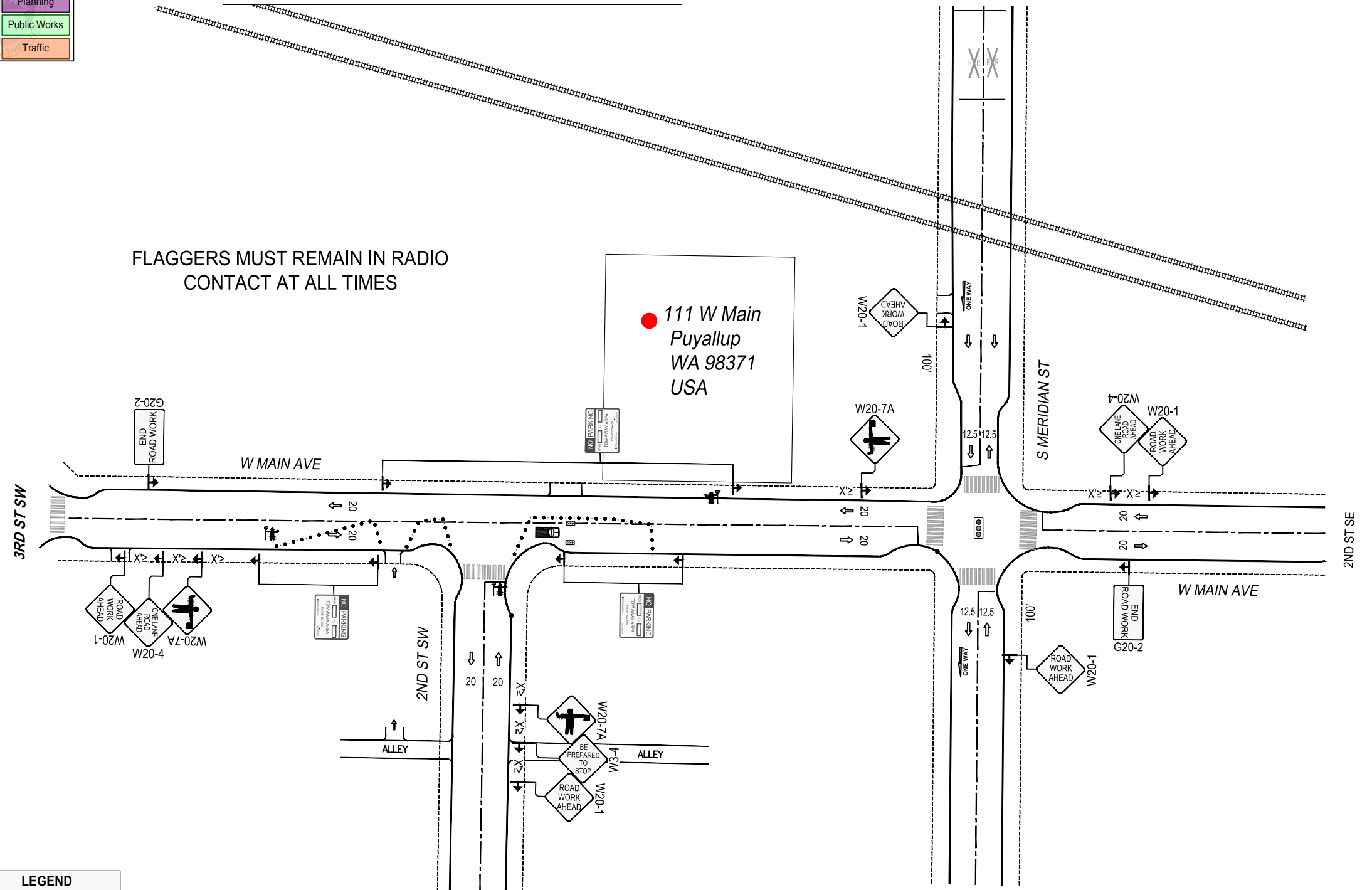


$$L = \frac{W \cdot S^2}{60}$$

SIGN SPACING	
MPH	"X"
60/65	1000'
45/55	500'
35/40	350'
25/30	100'

ALL EQUIPMENT AND
WORKERS MUST BE OUT
OF THE ROW PRIOR TO
3 P.M. NO EXCEPTION

TEMPORARY TRAFFIC CONTROL PLAN



MINIMUM TAPER LENGTH=L (FT.)											
LANE WIDTH	POSTED SPEED (MPH)										
	20	25	30	35	40	45	50	55	60	65	70
10	70	105	150	205	270	475	500	550	-	-	-
11	75	115	165	225	295	495	550	605	660	-	-
12	80	125	180	245	320	540	600	660	720	780	840



Project Address: 111 W MAIN AVE, PUYALLUP, WA 98371

Designer:
Jason Bisenius
425-424-7316
jason.bisenius@pse.com

Puget Sound Energy
Traffic Control Supervisor:
Gregory Harwood
Card No. ES2 000299
Card Exp. 09/30/2027
gregory.harwood@pse.com
(425)424-6425

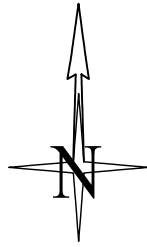
Suzay Harwood

12/06/2023

Job #	513929610
-------	-----------

Page 1 OF 2

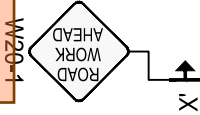
2ND SI SE



PRFUP20250364

Work shall immediately cease in the work zone for a pedestrian spotter, available at all times, to escort pedestrians around the work area.

City of Puyallup Development & Permitting Services ISSUED PERMIT			
Building	Planning		
Engineering	Public Works		
Fire	Traffic		



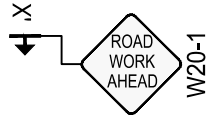
ROAD WORK ALLOWED:
Monday - Thursday
9AM - 2PM

Call communications center at 253-287-4456 on day of work. Request a job start inspection through the CityView portal.

The City-issued permit packet shall be posted at the job site and available to inspectors at all times.

The applicant shall notify property owner(s) of blocked driveway(s) at least 24 hours in advance.

PLACE W20-1 SIGNS ON ALL ADJACENT STREETS WITHIN 300 FEET OF WORK AREA



NO PARKING signs shall be placed adjacent to the work zone and other applicable areas at least 72 hours in advance.

DISTANCE BETWEEN CONES EQUALS SPEED LIMIT IN UNIT FEET. TAPER LENGTHS EQUALS WIDTH OF OFFSET (LANE WIDTH) TIMES SPEED SQUARED DIVIDED BY 60. SIGN SPACING SHALL BE 350' WHEN THE SPEED LIMIT IS GREATER THAN 30 MPH. DISTANCE BETWEEN SIGNS IS MANDATORY UNLESS FIELD CONDITIONS DETERMINE OTHERWISE.

Notes:

1. All signs and spacing to conform to the MUTCD and City of Puyallup standards.
2. All sidewalks, driveways, exits and egresses shall be completely clear unless otherwise indicated.
3. Channelizing devices are 28" traffic cones.
4. Sign size can be a minimum of 36" x 36" and shall not obstruct pedestrian access.
5. Crew is required to leave a minimum of 10' for traveling lane width.
6. Alert affected residents and businesses.
7. Work to take place during approved work hours. ~~(Generally between 9 a.m. and 4 p.m. on non-arterials and from 9 a.m. to 3 p.m. on arterials.~~ If night time work is approved, Night time work to take place between _____ and _____.)
8. Flaggers shall remain in radio contact at all times.
8. Work area will be 58' ECL of 2nd St SW & 10' and 14' NCL of W Main Ave.

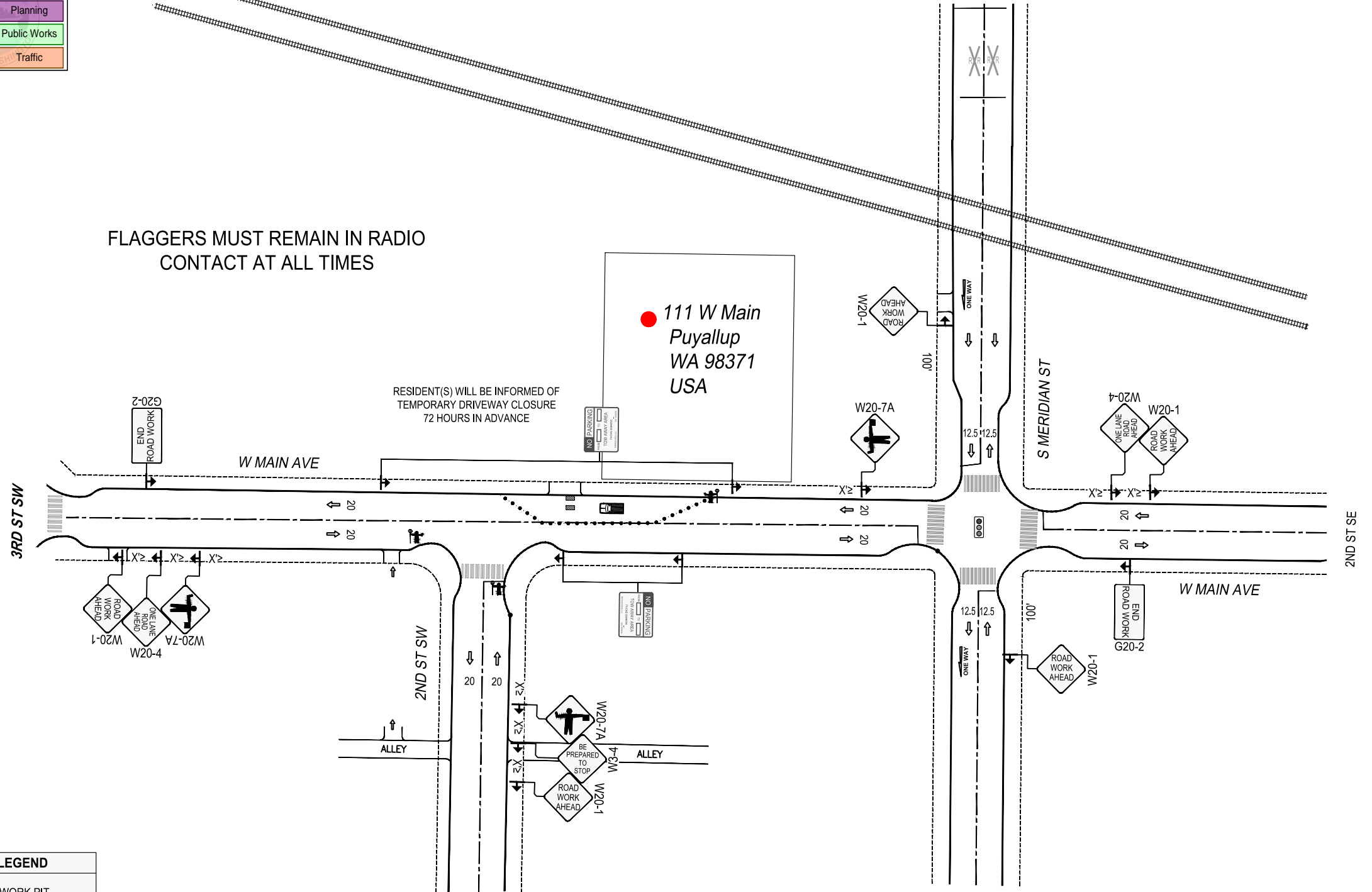
LEGEND	
	WORK PIT
	28" TRAFFIC CONE
	TRAFFIC FLOW
	WORK VEHICLE/ FLASHING LIGHTS
	SIGN LOCATION
	RIGHT OF WAY ROW
	WORK AREA
	CHEVRON ARROW BOARD
	UNIFORMED POLICE OFFICER
	FLAGGER

$$L = \frac{W \cdot S^2}{60}$$

SIGN SPACING		
MPH	"X"	
60/65	1000'	
45/55	500'	
35/40	350'	
25/30	100'	

ALL EQUIPMENT AND WORKERS MUST BE OUT OF THE ROW PRIOR TO 3 P.M. NO EXCEPTION

TEMPORARY TRAFFIC CONTROL PLAN



MINIMUM TAPER LENGTH=L (FT.)											
LANE WIDTH	POSTED SPEED (MPH)										
	20	25	30	35	40	45	50	55	60	65	70
10	70	105	150	205	270	475	500	550	-	-	-
11	75	115	165	225	295	495	550	605	660	-	-
12	80	125	180	245	320	540	600	660	720	780	840



Designer:
Jason Bisenius
425-424-7316
jason.bisenius@pse.com
Project Address:
111 W MAIN AVE, PUYALLUP, WA 98371

Puget Sound Energy
Traffic Control Supervisor:
Gregory Harwood
Card No. ES2 000299
Card Exp. 09/30/2027
gregory.harwood@pse.com
(425)424-6425

Gregory Harwood

12/06/2023

REV

1

Job #
513929610

Page 2 OF 2