

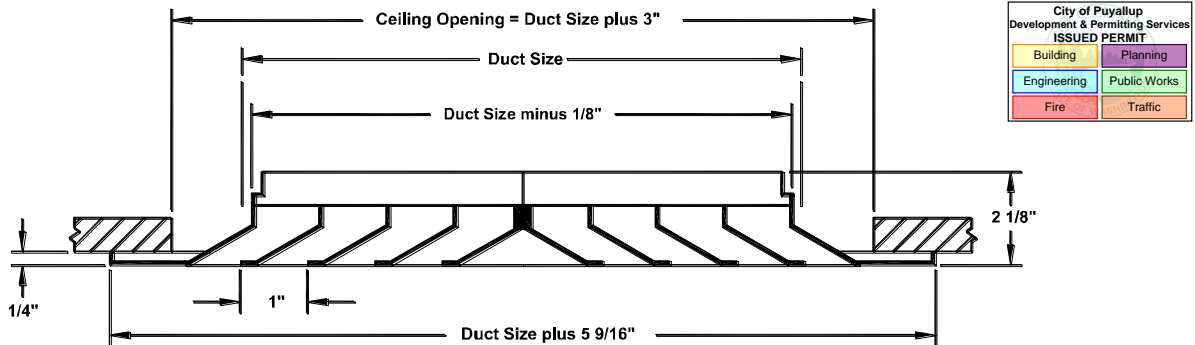
Square Ceiling Diffusers Modular Core • Steel

Full-Sized legible color report must be on site and made available by the Permittee for all inspections.

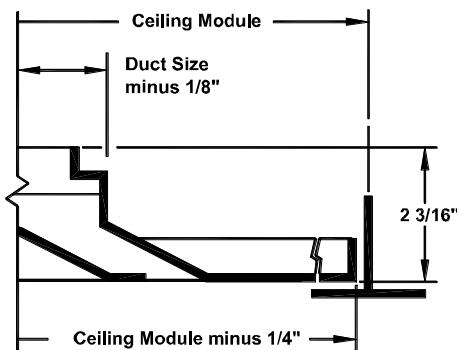
PRMH20250492

MCD • 1, 2, 3 or 4-Way Adjustable Discharge Pattern

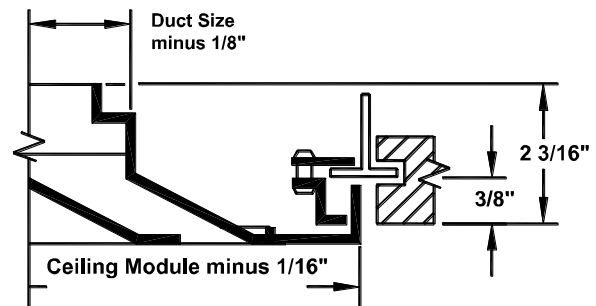
☐ Border Type 1 (Surface Mount)



☒ Border Type 3 Lay-In



☐ Border Type 4 (Spline)



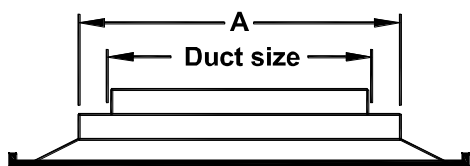
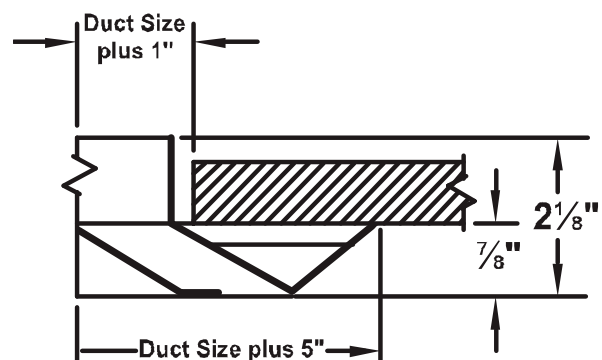
Available Duct Sizes

Border Type 1, 6		
Duct Size		
6x6	14x14	22x22
8x8	16x16	24x24
10x10	18x18	
12x12	20x20	

Border Type 3, 4		
Available Module Size	Duct Size	
24x24	6x6	8x8
	10x10	12x12
	14x14	16x16
	18x18	

Note: All units have 4 individually adjustable cores.

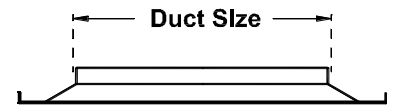
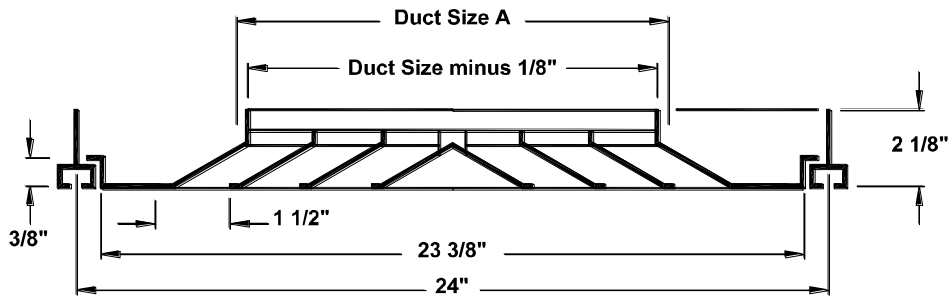
☐ Border Type 6 (Beveled Drop Face)



Border Type 3

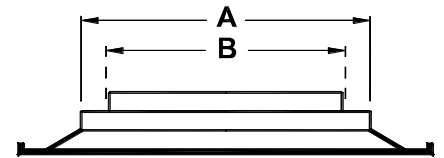
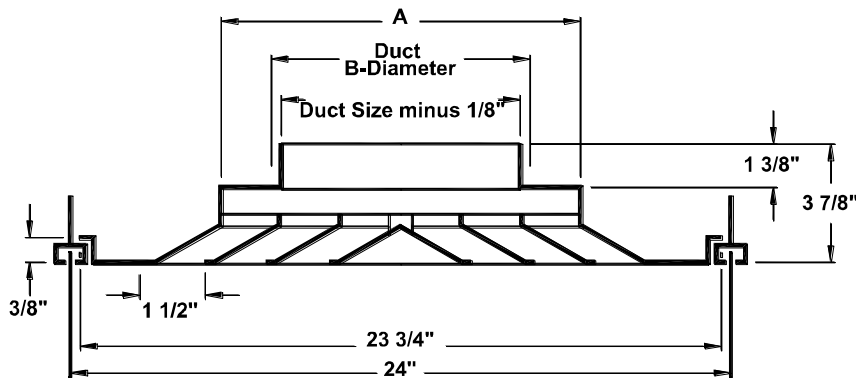
Available Module Size	Minimum A	Available Round Duct Size
24x24	6x6	6
	12x12	6, 8, 10, 12

*Note: Round duct sizes are available only in sizes shown.

☐ Border Type NT (Lay-In) Square Neck


Available Module Size	Minimum Duct Size	Maximum Duct Size
24 x 24	6 x 6	18 x 18

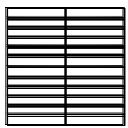
Note: Duct sizes are available in square 2" increments only.

☐ Border Type NT (Lay-In) Round Neck


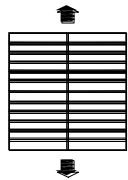
Available Module Size	Dimension A	Available Round Duct Size B
24 x 24	6 x 6	6
	12 x 12	6, 8, 10, 12

Modular Core Adjustments

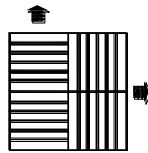
Dimensions are in inches.



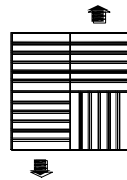
1-Way



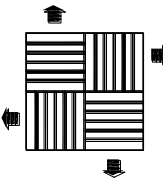
2-Way Opposite



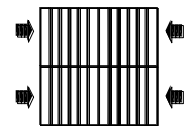
2-Way Corner



3-Way

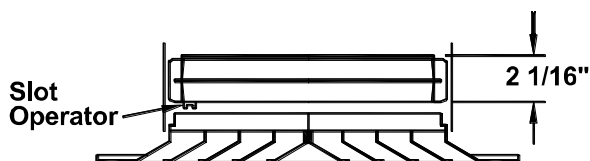


4-Way

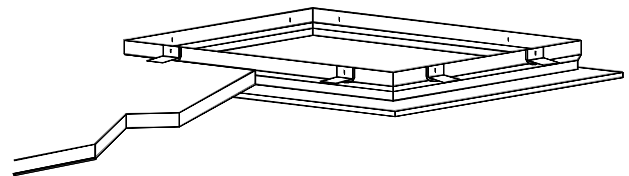


VERTICAL

Accessories (Optional) Check ☒ if provided.

☐ Model AG-95 Opposed Blade Damper


Available in duct sizes 6 x 6 through 24 x 24.

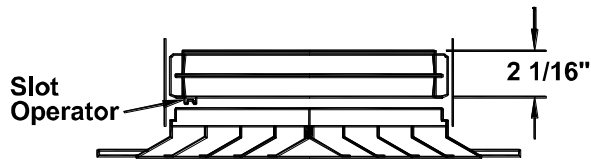
☐ TRM TITUS Rapid Mount Frame


For Surface Mounting Border Type 3

Accessories (Optional) Check ☒ if provided.

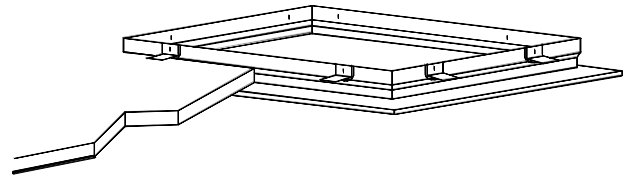
PRMH20250492

☐ Model AG-95 Opposed Blade Damper



Available in square neck sizes 6 x 6 through 24 x 24.

☐ TRM TITUS Rapid Mount Frame



For Surface Mounting Border Type 3

Standard Finish: #26 White

General Description

- The Model MCD modular core diffuser is an extremely flexible diffuser. The model MCD can be adjusted for 1, 2, 3 or 4-way air patterns after being installed.
- Model MCD diffuser maintains a horizontal flow pattern from maximum to minimum CFM making it an excellent choice for variable air volume applications.
- Optional AG-95 (square and rectangular) opposed blade damper is accessible from the face by removing a modular core.
- MCD is shipped with the modular cores set for 4-way throw.
- Material is steel.