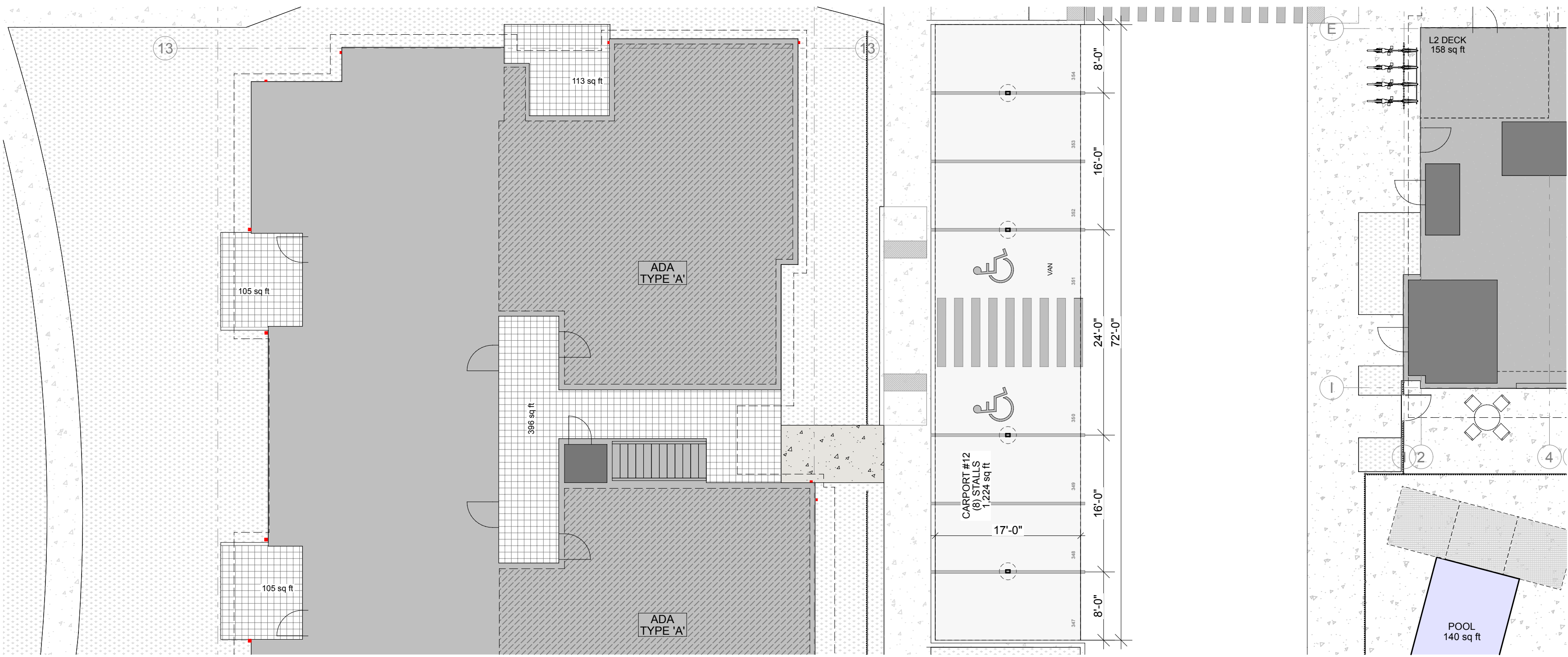
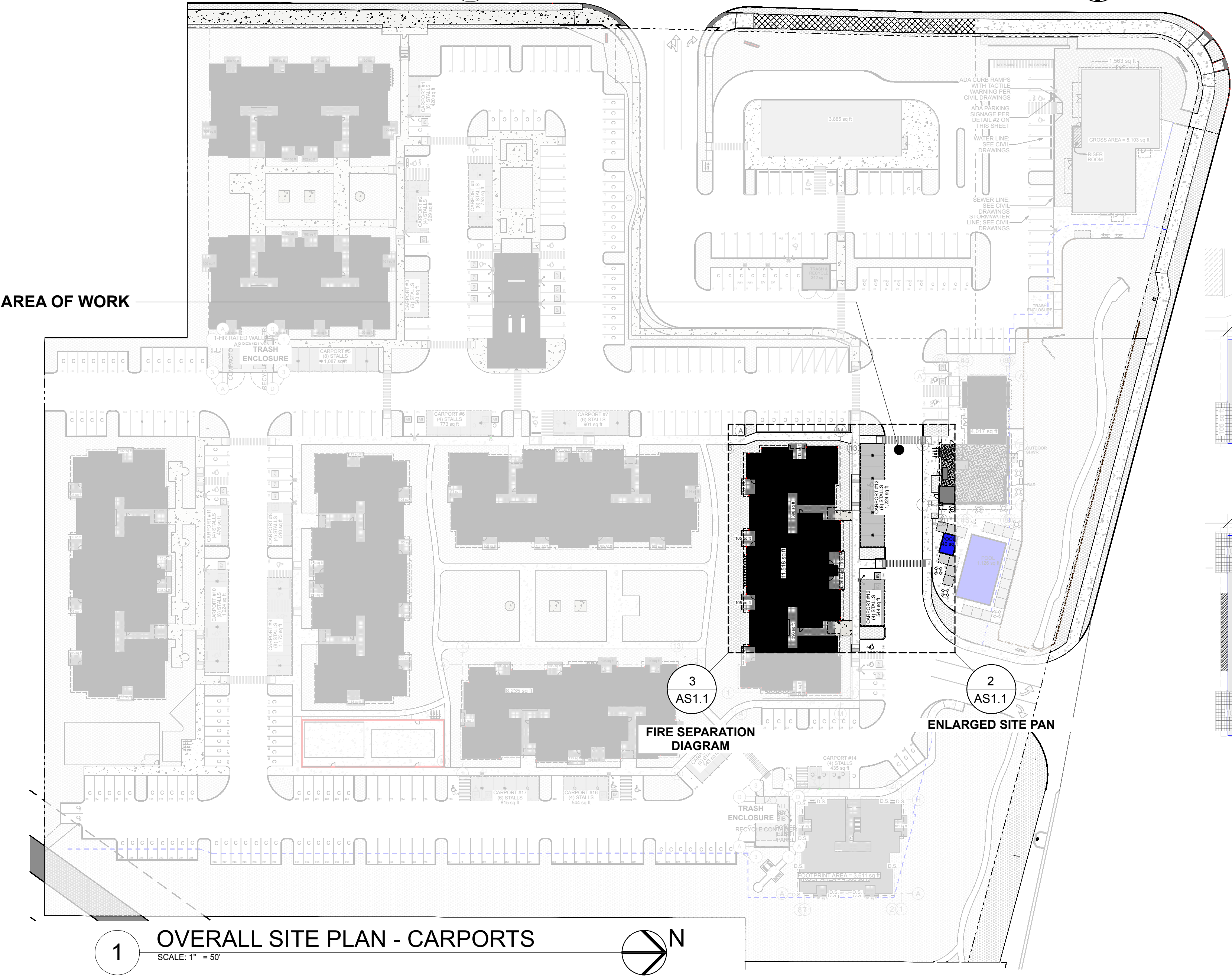


EAST TOWN CROSSING | CARPORTS

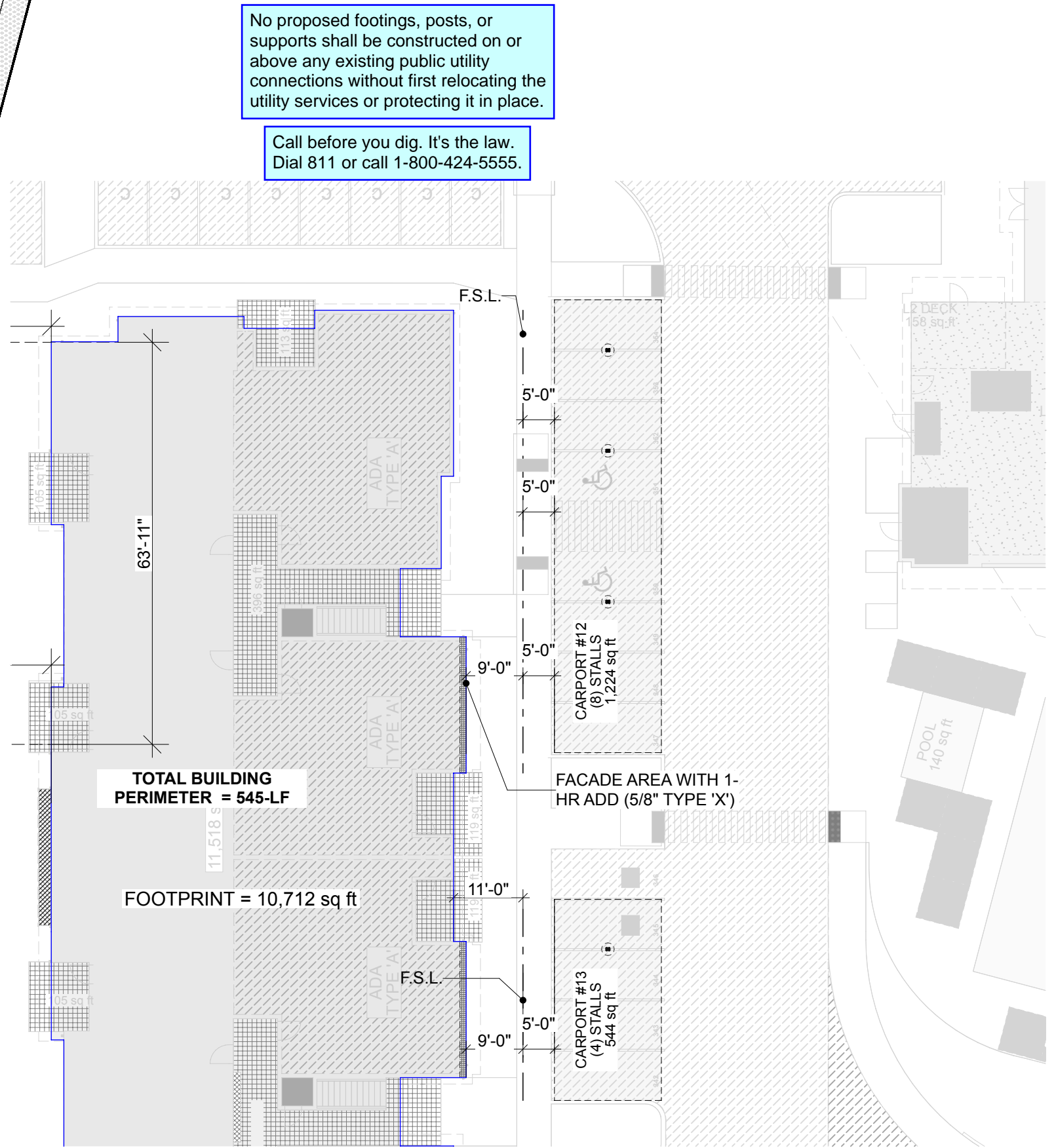
CARPORT No.12



2 CAR PORT #12- SITE PLAN
SCALE: 1" = 10'



1 OVERALL SITE PLAN - CARPORTS
SCALE: 1" = 50'




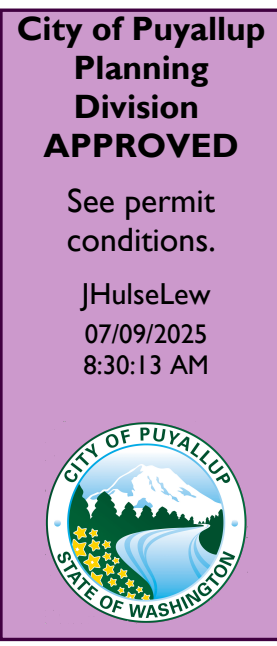
3 FIRE SEPARATION DIAGRAM
SCALE: 1" = 20'

Approval of submitted plans is not an approval of omissions or oversights by this office or non compliance with any applicable regulations of local government. The contractor is responsible for making sure that the building complies with all applicable codes and regulations of the local government.

The approved construction plans, documents, and all engineering must be posted on the job at all inspections in a visible and readily accessible location.

Full sized legible color plans are required to be provided by the permittee on site for inspection.

Separate Electrical Permit is required with the Washington State Department of Labor & Industries.
<https://lni.wa.gov/licensing-permits/electrical/>
electrical-permits-fees-and-inspections
or call for Licensing Information:
1-800-647-0982



TEAM INFORMATION:

OWNER'S:
ASH DEVELOPMENT, LLC
PUYALLUP, WA
c/o: GREG HELLE
253-318-5711
greg.helle@absherco.com

ARCHITECT :
SYNTHESIS 9, LLC
TACOMA, WA
c/o: BRETT LINDSAY
253-468-4117
blindsay@synthesis9.com

CIVIL ENGINEER:
AHBL, INC.
TACOMA, WA
c/o: TODD SAWIN
253-383-2422
tsawin@AHBL.com

STRUCTURAL ENGINEER:
SITTS & HILL
TACOMA, WA
c/o: CALEB TIMMER
253-474-9449

TABLE OF CONTENTS

ARCHITECTURAL
AS1.0 SITE PLAN & PROJECT INFORMATION

- STRUCTURAL ** NOT TO SCALE
- S1.0 GENERAL NOTES & TYPICAL SECTION
 - S2.0 TYPICAL DETAILS & ELEVATIONS
 - S3.0 4-STALL TYPE 1 FOUNDATION & FRAMING PLANS (#11)
 - S4.0 4-STALL TYPE 2 FOUNDATION & FRAMING PLAN (#1)
 - S5.0 4-STALL TYPE 3 FOUNDATION & FRAMING PLAN (#3, 13, 15, 16)
 - S6.0 4-STALL TYPE 4 FOUNDATION & FRAMING PLAN (#14)
 - S7.0 4-STALL W/ LONG SPAN FOUNDATION & FRAMING PLAN (#2)
 - S8.0 5-STALL FOUNDATION & FRAMING PLAN
 - S9.0 6-STALL TYPE 1 FOUNDATION & FRAMING PLAN (#4)
 - S10.0 6-STALL TYPE 2 FOUNDATION & FRAMING PLAN (#6)
 - S11.0 6-STALL W/ LONG SPAN FOUNDATION & FRAMING PLAN (#7)
 - S12.0 9-STALL W/ LONG SPAN TYPE 1 FOUNDATION & FRAMING PLAN (#10)
 - S13.0 9-STALL W/ LONG SPAN TYPE 2 FOUNDATION & FRAMING PLAN (#12)
 - S14.0 8-STALL FOUNDATION & FRAMING PLAN (#5)

CIVIL
SEE APPROVED CIVIL PLANS FOR GRADING, UTILITIES & TEMPORARY EROSION CONTROL PLANS

BUILDING SUMMARY

DESCRIPTION: CARPORT
APPLICABLE BUILDING CODE: 2021 IBC
FIRE SPRINKLERS: NO
FIRE ALARM SYSTEM AND SMOKE ALARM: NO
OCCUPANCY: U
TYPE OF CONSTRUCTION: VB

OCCUPANT LOAD:
FUNCTION OF SPACE: ACCESSORY STORAGE
OCCUPANT LOAD FACTOR: 200 (GROSS)
OCCUPANT LOAD : 1224/200= 6

PROPOSED GROSS AREA: 1,224 sq ft
PROPOSED HEIGHT: 8.2 ft

BASE ALLOWABLE BUILDING AREAS, HEIGHT AND STORIES:
ALLOWABLE AREA PER FLOOR: 13,500 sq ft
ALLOWABLE MAXIMUM HEIGHT: 40 ft
ALLOWABLE STORIES: 2

PROJECT SCOPE

INSTALL 1 OF 17 PRE-MANUFACTURED CARPORTS

APPLICABLE CODES:

INTERNATIONAL BUILDING CODE (2021)
ANSI 117.1 (2017)
INTERNATIONAL MECHANICAL CODE (2021)
INTERNATIONAL FIRE CODE (2021)
INTERNATIONAL ELECTRICAL CODE (2021)
UNIFORM PLUMBING CODE (2021)
WASHINGTON STATE ENERGY CODE (2021)
PORT ORCHARD LAND USE CODE
WASTEWATER AND SURFACE WATER
MANAGEMENT - CHAPTER 12.08
PUBLIC WORKS DESIGN MANUAL
WASHINGTON STATE AMENDMENTS

S9

SYNTHESIS 9, LLC
623 N. D ST
TACOMA, WA 98403

REUSE OF DOCUMENTS
THIS DOCUMENT AND THE DESIGN DESIGNS
INCORPORATED HEREIN ARE THE PROPERTY OF
SYNTHESIS 9, LLC AND ARE NOT TO BE USED OR
REPRODUCED IN WHOLE OR IN PART WITHOUT THE
WRITTEN AUTHORIZATION OF SYNTHESIS 9, LLC.

REGISTERED
ARCHITECT
BRETT LINDSAY
STATE OF WASHINGTON

PRCP20250906

EAST TOWN CROSSING
CARPORT No.12
3002 E PIONEER WAY PUYALLUP WA

AGENCY REVIEW | 25.07.01

REVISIONS

DRAWN BY: BL / CM
CHECKED BY: BL
DATE: 25.07.01
TITLE: SITE PLAN & Carport No.12
PROJECT INFO
PROJECT #: 2016
SHEET:
AS1.0

GENERAL STRUCTURAL NOTES

BUILDING CODE:

2021 EDITION OF THE INTERNATIONAL BUILDING CODE (IBC) SHALL BE USED AND SUPPLEMENTED WITH (ASCE) 7-16.

BUILDING CODE REFERENCES:

ALL CODE REFERENCES HEREFTER SHALL CORRESPOND TO THE FOLLOWING EDITIONS, U.N.O.:

MATERIAL	CODE EDITION
CONCRETE	BUILDING CODE REQUIREMENTS FOR STRUCTURAL CONCRETE AND COMMENTARY, (ACI 318)-19.
REINFORCING STEEL	2004 ACI DETAILING MANUAL (ACI SP-66). 15TH EDITION OF (AISC) STEEL CONSTRUCTION MANUAL.
WELDING	STRUCTURAL WELDING CODE - STEEL, (AWS) D1.1-20.
LIGHT GAGE STEEL	2016 (AIS) NORTH AMERICAN SPECIFICATION FOR THE DESIGN OF COLD-FORMED STEEL STRUCTURAL MEMBERS WITH SUPPLEMENT 2.

LOADS:

RISK CATEGORY = II

DESIGN DATA:

ROOF DEAD LOAD AT CARPORTS	
DL ROOFING AND TRIM	1.03 PSF
DL FOR PURLINS	SELF WEIGHT
ROOF SNOW LOAD	25 PSF

WIND:

THE WIND LOADS ARE DETERMINED IN ACCORDANCE WITH ASCE 7-16:

BASIC WIND SPEED V:	110 MPH
EXPOSURE CATEGORY:	C
WIND IMPORTANCE FACTOR:	1.0

SEISMIC:

IMPORTANCE FACTOR Ie = 1.0
LATITUDE = 47.213645; LONGITUDE =-122.365315
Ss = 1.308, S1 = 0.451, SEISMIC SITE CLASS = D
Sds = 1.047, Sd1 = 0.834, SEISMIC DESIGN CATEGORY = D
RW = 1.25 STEEL ORDINARY CANTILEVERED COLUMNS
CS = 0.838

FOUNDATION:

GROUND TO BE SW, SP, SM, SC GM & GC PER IBC TABLE 1806.2
ALLOWABLE SOIL: BEARING CAPACITY (DL+LL): 2,000 PSF

CONTRACTOR SHALL VERIFY SOIL CONDITION PRIOR TO PROCEEDING WITH CONSTRUCTION

CONCRETE:

MINIMUM COMPRESSIVE STRENGTH OF CONCRETE SHALL BE 3,000 PSI TO COMPLY WITH EXPOSURE REQUIREMENT OF IBC TABLE 1904.1. STRUCTURAL DESIGN IS BASED ON f'c OF 2,500 PSI. PER IBC 1705.3, NO SPECIAL INSPECTION IS REQUIRED.

ALL CONCRETE CONSTRUCTION SHALL CONFORM TO ACI. MAXIMUM WATER/CEMENT RATIO (W/C) SHALL BE 0.55. PROVIDE AIR ENTRAINMENT (5% ± 1%) IN CONCRETE EXPOSED TO FREEZE-THAW ACTION.

STRUCTURAL STEEL:

STRUCTURAL STEEL MATERIALS, FABRICATION AND ERECTION SHALL CONFORM TO CURRENT AISC STEEL CONSTRUCTION MANUAL IN ACCORDANCE TO IBC CHAPTER 22. PAINT ALL STRUCTURAL STEEL EXPOSED TO WEATHER UNLESS NOTED OTHERWISE ON DRAWINGS.

MATERIAL SPECIFICATION, UNLESS NOTED OTHERWISE:	
STRUCTURAL SHAPES:	ASTM A992 GRADE 50
BARS AND PLATES:	ASTM A36
STRUCTURAL TUBING/HSS:	ASTM A500, GRADE B (FY = 46 KSI)
BOLTS:	ASTM A307
FLAT; BEVELED WASHERS:	ASTM F436
DIRECT-TENSION WASHERS:	ASTM F959
FILLER METAL:	E70XX ELECTRODES, ALL WELDS SHALL BE SINGLE PASS 3/16" UNLESS NOTED OTHERWISE
COLD FORMED SHAPES:	ASTM A653, FY = 50 KSI
ROOF METAL DECK:	ASTM A792, FY = 80 KSI

SCREW FASTENERS:

SELF DRILLING AND SELF-TAPPING SCREWS SHALL BE #12-14 TEK SCREWS OR APPROVED EQUAL AND SHALL CONFORM TO ASTM A545 OR SAEJ78. SAEJ93 OR ANSI/ASMEB18.6.4.

ROOFING:

1 3/8" PROFILE x 26 GA ROOF DECK (V-LINE 32) OR EQUIVALENT WITH #12-14 TEK SCREWS AT 9" O.C. UNLESS NOTED OTHERWISE OR (4) SCREWS PER 32" WIDE PANEL @ EACH SUPPORT

ROOFING IS V-LINE 32 - 26 GA					
GAUGE	WT.	S+	I+	S-	I-
	(IBS/FT2)	(IN3/FT)	(IN4/FT)	(IN3/FT)	(IN4/FT)
26	0.91	0.0847	0.0619	0.0833	0.0619

PURLINS:

ALL PURLINS ARE ASTM A653 CEE 10 X 3 1/2 X 12 GAUGE UNLESS NOTED OTHERWISE, WITH THE FOLLOWING MINIMUM GROSS PROPERTIES:

GAUGE	DEPTH	FLANGE	LIP	SX	IX	Fy
	(IN)	(IN)	(IN)	(IN3)	(IN4)	(KSI)
12	10.00	3.5	1.0	5.63	28.148	50

GENERAL:

THE STRUCTURAL CONSTRUCTION DOCUMENTS REPRESENT THE FINISHED STRUCTURE. THEY DO NOT INDICATE THE METHOD OF CONSTRUCTION. THE CONTRACTOR SHALL PROVIDE ALL MEASURES NECESSARY TO PROTECT THE STRUCTURE DURING CONSTRUCTION. SUCH MEASURES SHALL INCLUDE, BUT ARE NOT LIMITED TO BRACING AND SHORING FOR LOADS DUE TO CONSTRUCTION EQUIPMENT, ETC. THE STRUCTURAL ENGINEER SHALL NOT BE RESPONSIBLE FOR THE CONTRACTOR'S MEANS, METHODS, TECHNIQUES, SEQUENCES OR PROCEDURE OF CONSTRUCTION, OR THE SAFETY PRECAUTIONS AND THE PROGRAMS INCIDENT THERETO (NOR SHALL OBSERVATION VISITS TO THE SITE INCLUDE INSPECTION OF THESE ITEMS).

CONSTRUCTION MATERIALS SHALL BE SPREAD OUT IF PLACED ON FRAMED CONSTRUCTION. LOAD SHALL NOT EXCEED THE DESIGN LIVE LOAD PER SQUARE FOOT.

WHERE REFERENCE IS MADE TO VARIOUS TEST STANDARDS OR MATERIALS, SUCH STANDARDS SHALL BE THE LATEST EDITION AND/OR ADDENDA.

ESTABLISH AND VERIFY ALL OPENINGS AND INSERTS FOR MECHANICAL, PLUMBING AND ELECTRICAL WITH APPROPRIATE TRADES, DRAWINGS AND SUBCONTRACTORS PRIOR TO CONSTRUCTION.

OPTIONS ARE FOR CONTRACTOR'S CONVENIENCE. IF AN OPTION IS CHOSEN, CONTRACTOR SHALL BE RESPONSIBLE FOR ALL NECESSARY CHANGES AND SHALL COORDINATE ALL DETAILS.

AS REV. ON DRAWING: SUBJECT OF REVISION:

REVISION #: DATE: TYPE:

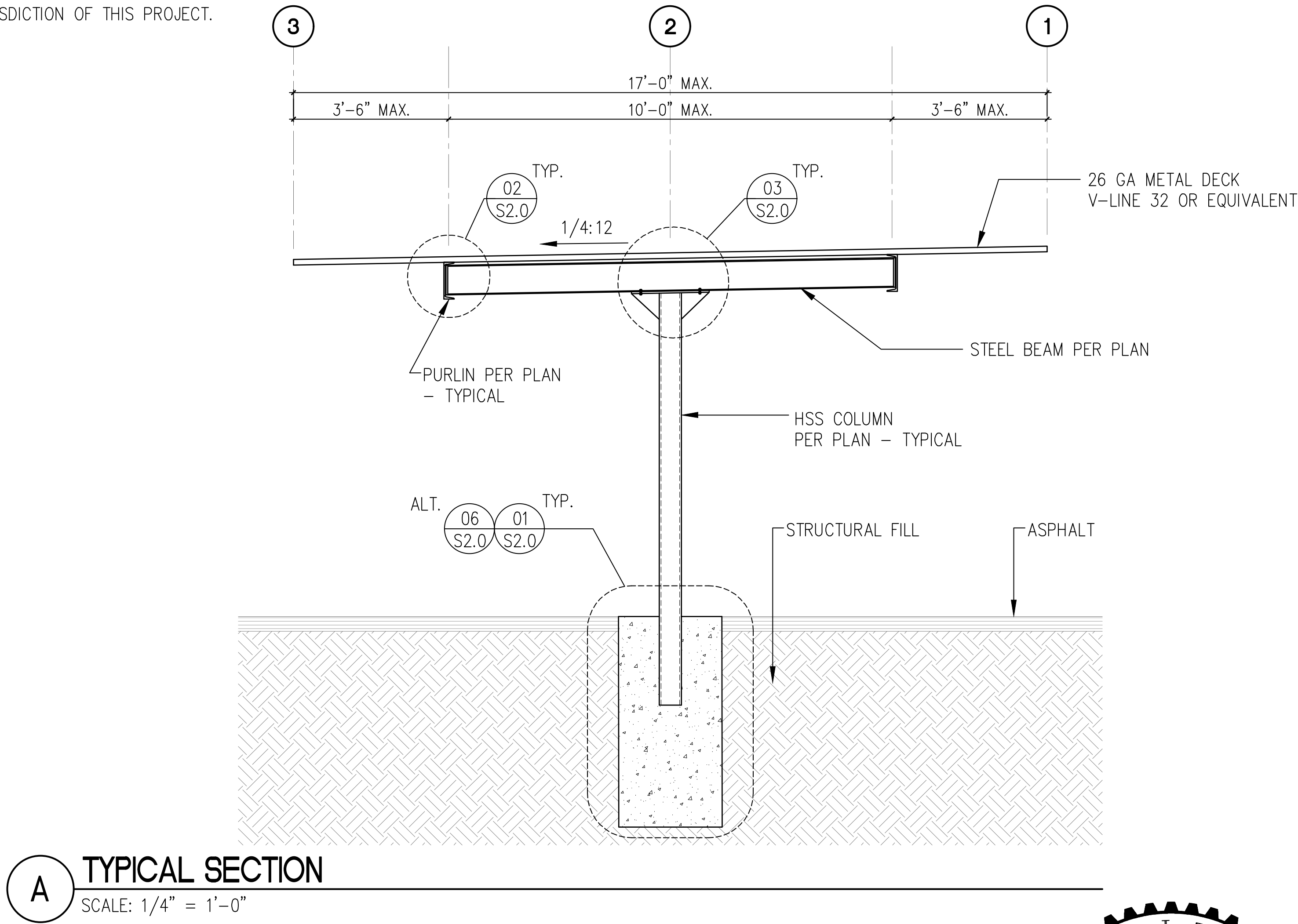
NOTES AND DETAILS ON DRAWINGS SHALL TAKE PRECEDENCE OVER GENERAL STRUCTURAL NOTES AND TYPICAL DETAILS. WHERE NO DETAILS ARE SHOWN, CONSTRUCTION SHALL CONFORM TO SIMILAR WORK ON THE PROJECT.

CONTRACTOR SHALL BE RESPONSIBLE FOR VERIFICATION OF ALL DIMENSIONS WITH OWNER PRIOR TO START OF CONSTRUCTION. RESOLVE ANY DISCREPANCY WITH THE OWNER.

TYPICAL DETAILS MAY NOT NECESSARILY BE CUT ON PLANS, BUT APPLY, U.N.O.

WHERE DISCREPANCIES OCCUR BETWEEN PLANS, DETAILS, GENERAL STRUCTURAL NOTES AND/OR SPECIFICATIONS, THE GREATER REQUIREMENTS SHALL GOVERN.

ANY ENGINEERING DESIGN, PROVIDED BY OTHERS AND SUBMITTED FOR REVIEW, SHALL BEAR THE SEAL OF A REGISTERED ENGINEER RECOGNIZED BY THE BUILDING CODE JURISDICTION OF THIS PROJECT.



A TYPICAL SECTION
SCALE: 1/4" = 1'-0"

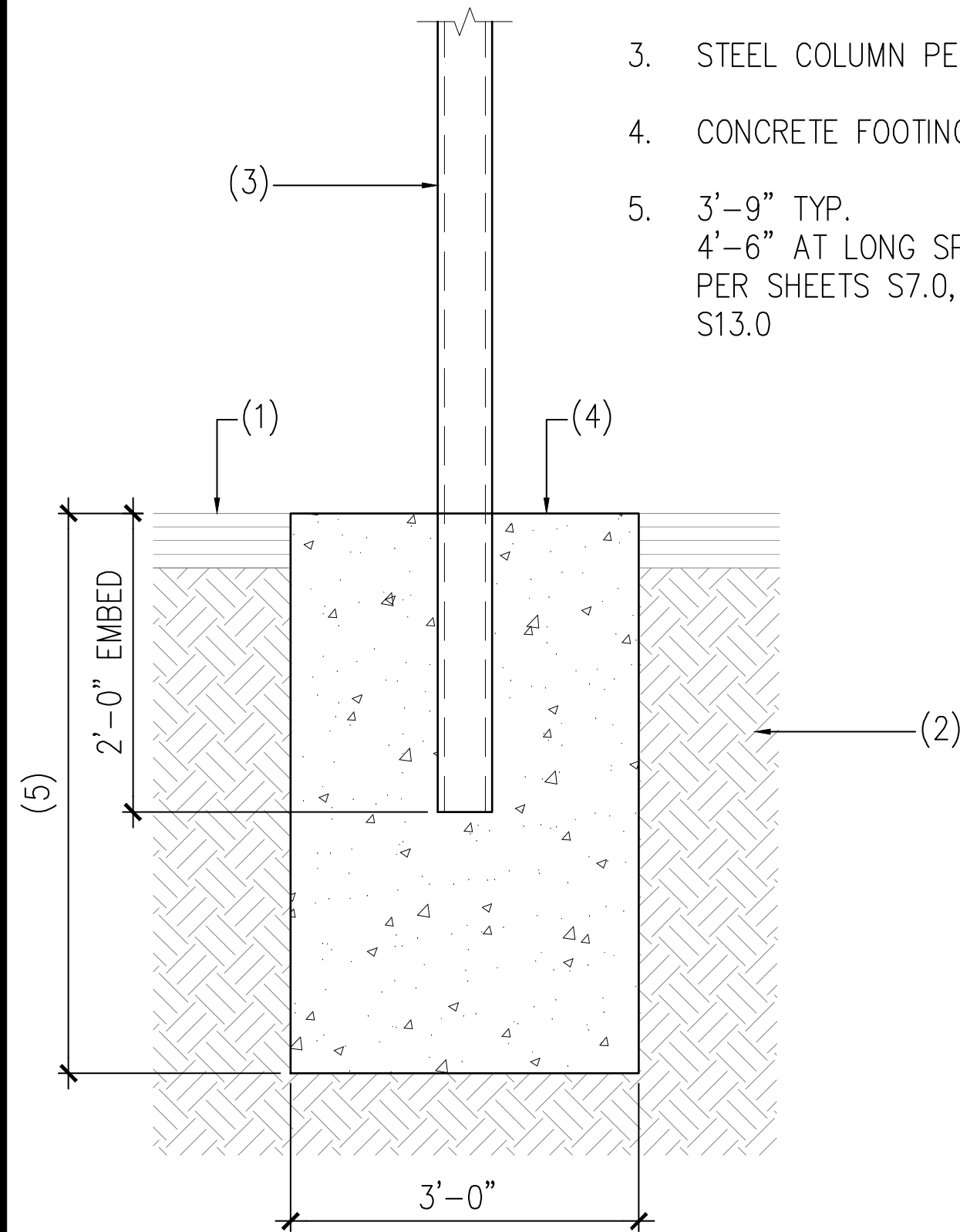


PROJECT EAST TOWN CROSSING CARPORTS PIONEER WAY E PUYALLUP, WA 98371	PREPARED FOR CARPORTS OF WASHINGTON P.O. BOX 2389 BUCKLEY, WASHINGTON 98321	PREPARED BY sh sits & hill CIVIL STRUCTURAL SURVEY 4815 CENTER STREET TACOMA, WA. 98409 PHONE: (253) 474-9449 FAX: (253) 474-0153 http://www.sittshill.com/	APPROVALS DESIGNED JPR DRAWN JPR CHECKED CJT DATE 02/10/25 SCALE AS NOTED	SHEET NO. S1.0 PROJECT NO. 20,822
---	--	--	--	--

0:\20860\20822\Drawings\20822 - S2.0 - D&E.dwg last edited: 05/20/25 5:08pm by: Roguindin

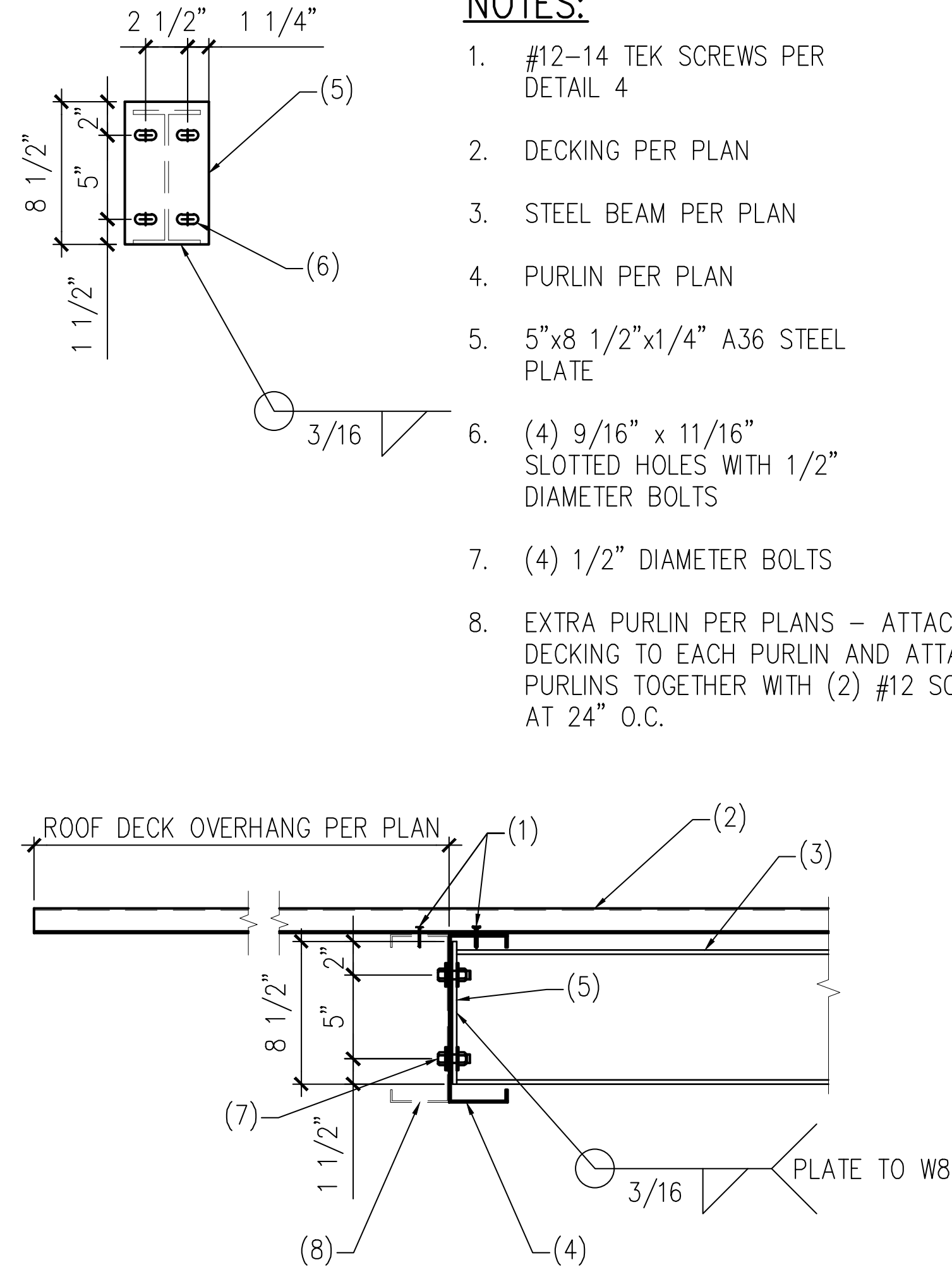
NOTES:

1. ASPHALT
2. NATIVE SOIL OR STRUCTURAL FILL
3. STEEL COLUMN PER PLAN
4. CONCRETE FOOTING PER PLAN
5. 3'-9" TYP.
4'-6" AT LONG SPAN
PER SHEETS S7.0, S11.0, S12.0,
S13.0



NOTES:

1. #12-14 TEK SCREWS PER
DETAIL 4
2. DECKING PER PLAN
3. STEEL BEAM PER PLAN
4. PURLIN PER PLAN
5. 5"x8 1/2"x1/4" A36 STEEL
PLATE
6. (4) 9/16" x 11/16"
SLOTTED HOLES WITH 1/2"
DIAMETER BOLTS
7. (4) 1/2" DIAMETER BOLTS
8. EXTRA PURLIN PER PLANS - ATTACH
DECKING TO EACH PURLIN AND ATTACH
PURLINS TOGETHER WITH (2) #12 SCREWS
AT 24" O.C.



AS REV. ON DRAWING:

SUBJECT OF REVISION:
COORDINATION

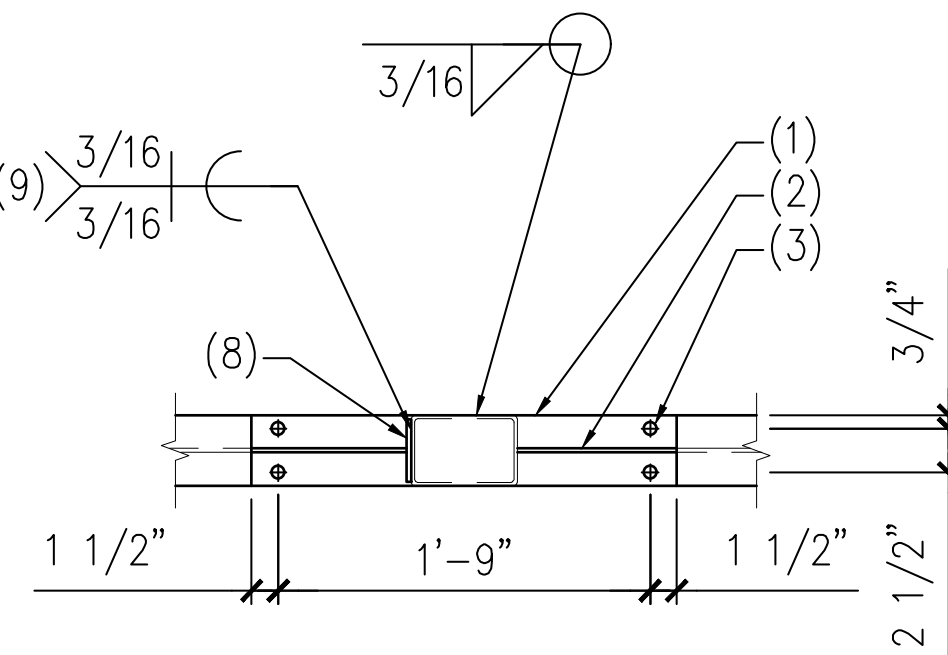
REVISION #:
1

DATE:
05/20/25

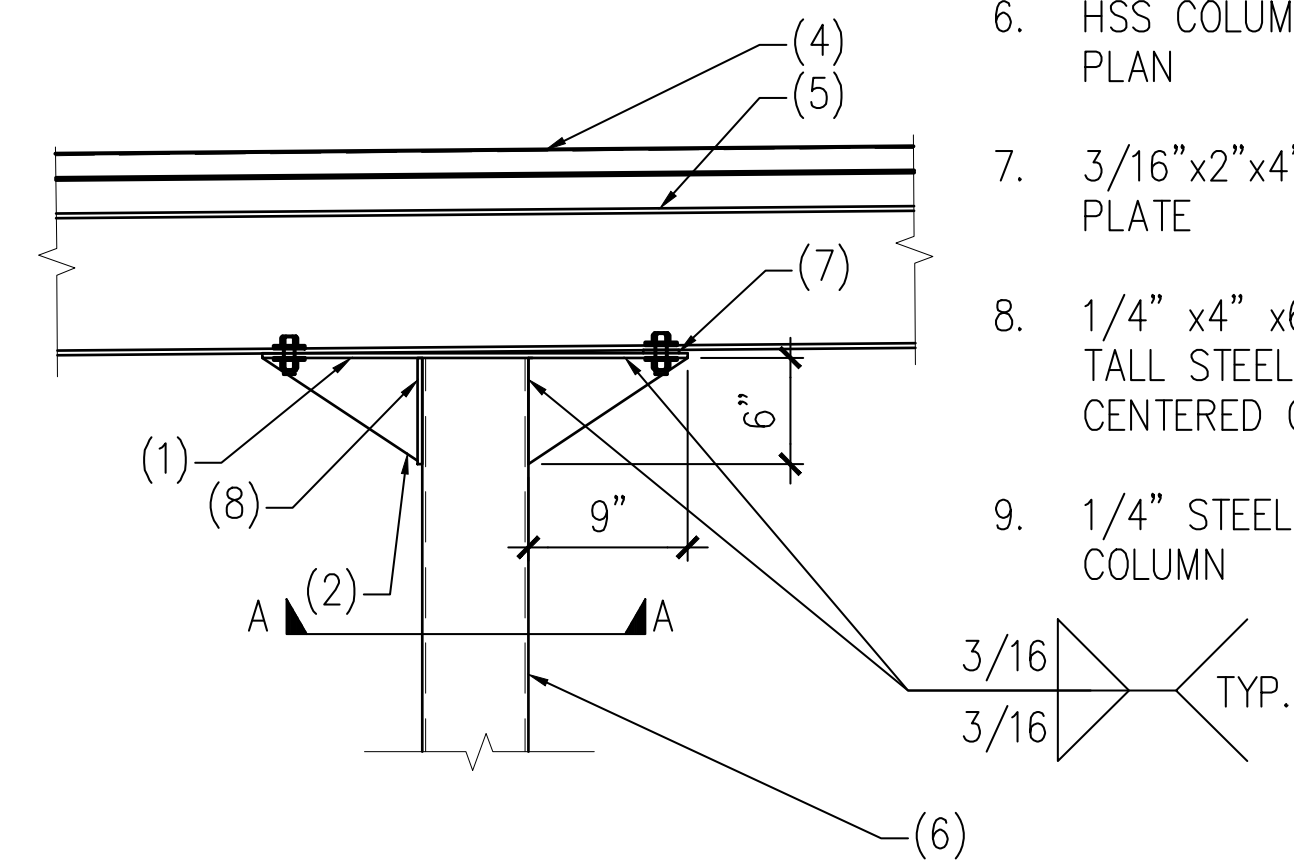
TYPE:

NOTES:

1. 3/8"x4"x24" STEEL
CAP PLATE WITH (4)
5/8" DIAMETER BOLTS
WITH NUTS AND
WASHERS
2. 1/4"x6"x9" STIFFENER
PLATE EACH SIDE OF
COLUMN
3. (4) STANDARD
DIAMETER HOLES
4. METAL DECKING PER
PLAN
5. STEEL BEAM PER
DETAIL 5
6. HSS COLUMN PER
PLAN
7. 3/16"x2"x4" SHIM
PLATE
8. 1/4" x4" x6 1/4"
TALL STEEL PLATE -
CENTERED ON POST
9. 1/4" STEEL PLATE TO
COLUMN

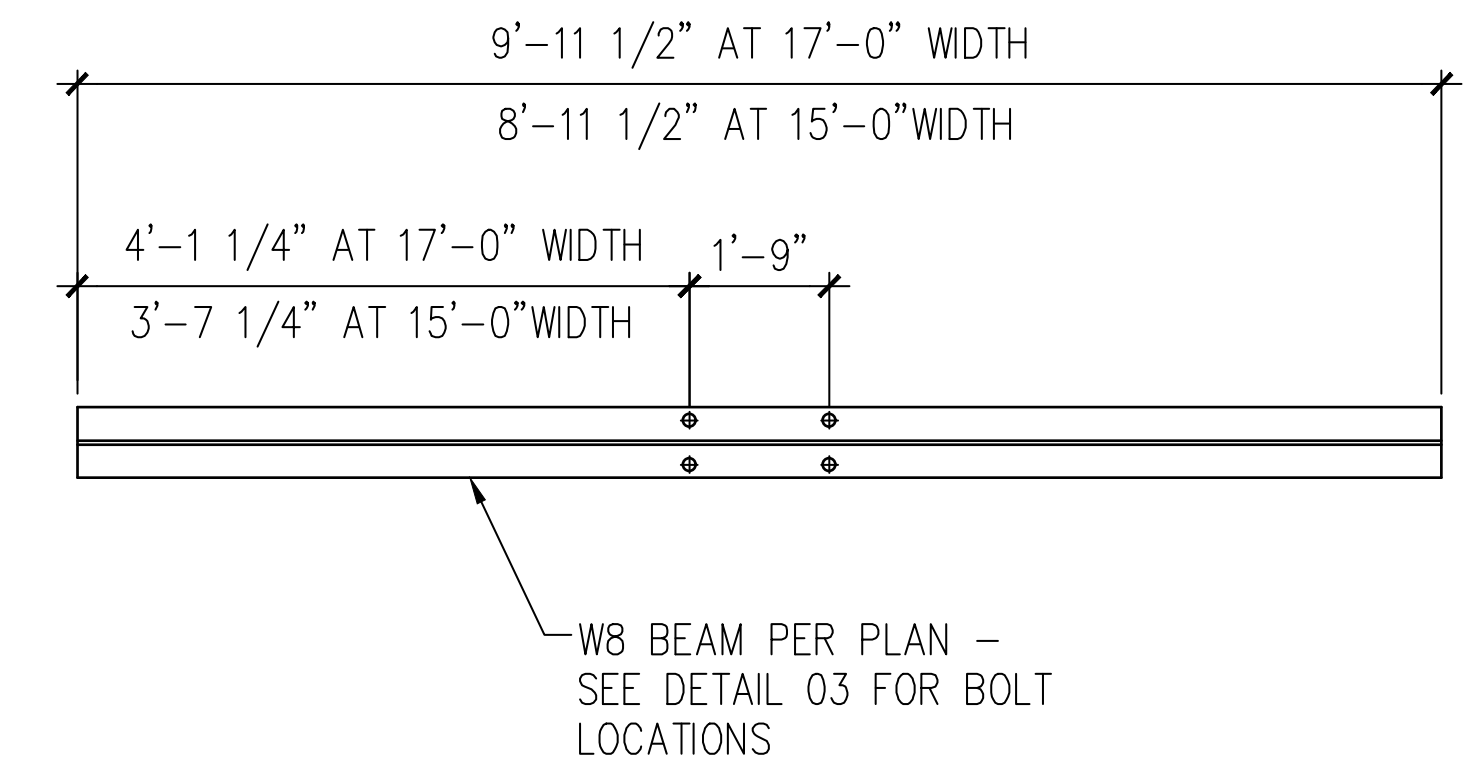


SECTION A-A



04 ROOF SCREW PATTERN

SCALE: N.T.S.



01 TYPICAL COLUMN FOOTING

SCALE: N.T.S.

02 BEAM TO PURLIN CONNECTION

SCALE: N.T.S.

03 BEAM TO COLUMN CONNECTION

SCALE: N.T.S.

05 W8 RAFTER LAYOUT

SCALE: N.T.S.

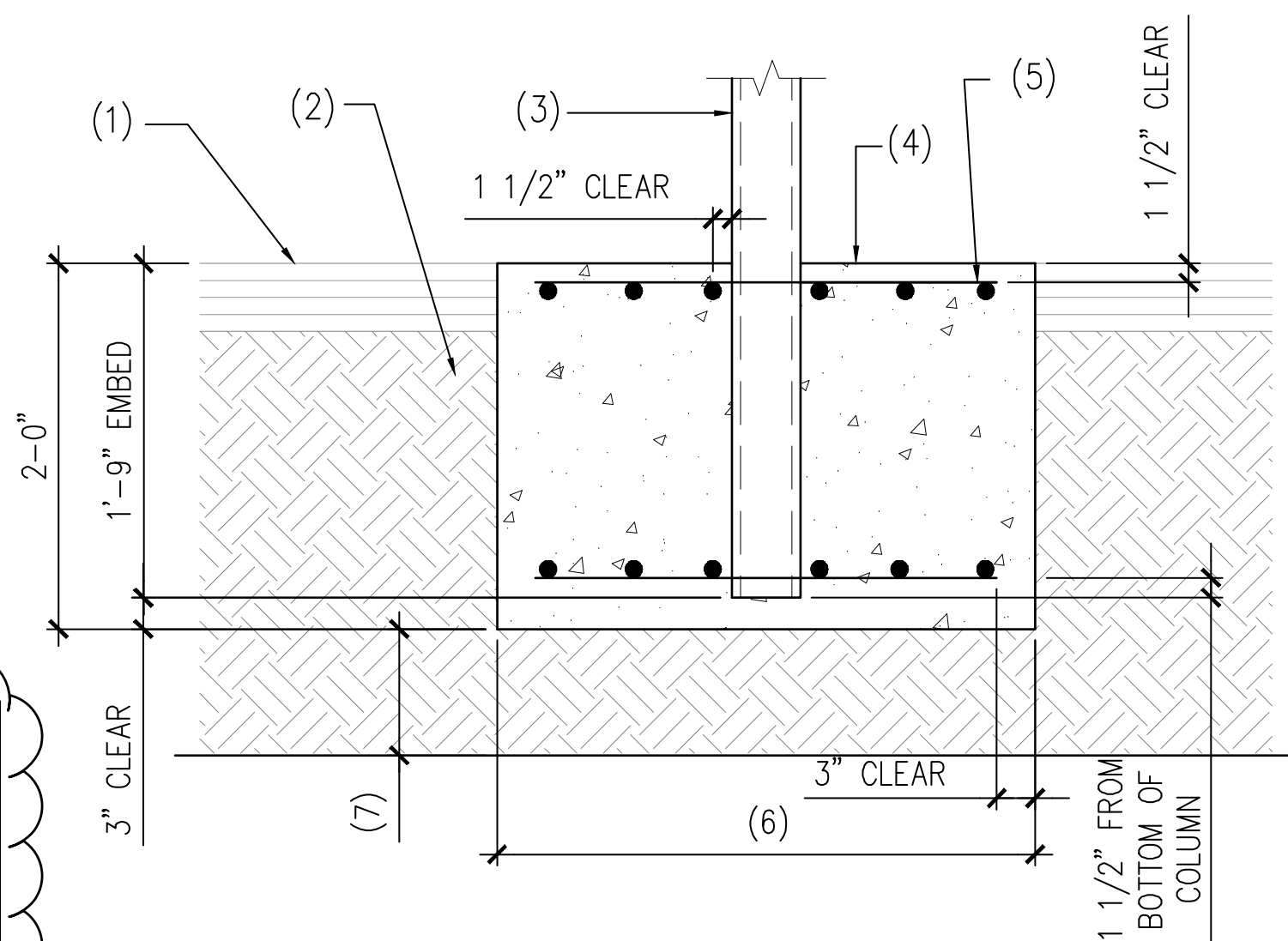
NOTES:

1. SEE STRUCTURAL NOTES ON SHEET S1.0
2. VERIFY ALL DIMENSIONS PRIOR TO
PROCEEDING WITH CONSTRUCTION
3. BAY DIMENSIONS ARE MAXIMUMS - IT IS
STRUCTURALLY ACCEPTABLE TO USE
SMALLER DIMENSIONS
4. PROVIDE HEIGHT PER TABLE
5. SEE TABLE BELOW FOR SHEET SHOWING
ASSOCIATED STALL CONFIGURATION:

CONFIGURATION	SHEET #	CLR. HEIGHT
4-STALL TYPE 1	S3.0	7'-2"
4-STALL TYPE 2	S4.0	7'-2"
4-STALL TYPE 3	S5.0	7'-2"
4-STALL TYPE 4	S6.0	7'-2"
4-STALL LONG SPAN	S7.0	8'-2"
5-STALL	S8.0	7'-2"
6-STALL TYPE 1	S9.0	7'-2"
6-STALL TYPE 2	S10.0	7'-2"
6-STALL LONG SPAN	S11.0	7'-2"
9-STALL LONG TYPE 1	S12.0	8'-2"
9-STALL LONG TYPE 2	S13.0	7'-2"
8-STALL	S14.0	7'-2"

06 ALTERNATE COLUMN FOOTING

SCALE: N.T.S.




NOTES:

1. ASPHALT OR CONCRETE AS OCCURS
2. SUBGRADE PER GSN
3. STEEL COLUMN PER PLAN
4. CONCRETE FOOTING
5. PROVIDE MIN. (6) #4 BARS E.W. TOP AND
BOTTOM - PLACE (1) BAR WITHIN 1 1/2" OF
EACH SIDE OF THE COLUMN, EACH WAY
TYPICAL.
6. 4'-6" SQUARE TYPICAL.
4'-9" SQUARE LONG SPAN
7. UNDERGROUND R-TANK BY OTHERS AT
6-STALL PER SHEET S9.0. PROVIDE MINIMUM
12" CLEARANCE FROM BOTTOM OF FOOTING
TO TOP OF R-TANK SYSTEM.

A TYPICAL ELEVATION

SCALE: 1/8" = 1'-0"

PRCP20250906



05/21/25

PROJECT
EAST TOWN CROSSING
CARPORTS
PIONEER WAY E PUYALLUP, WA 98371

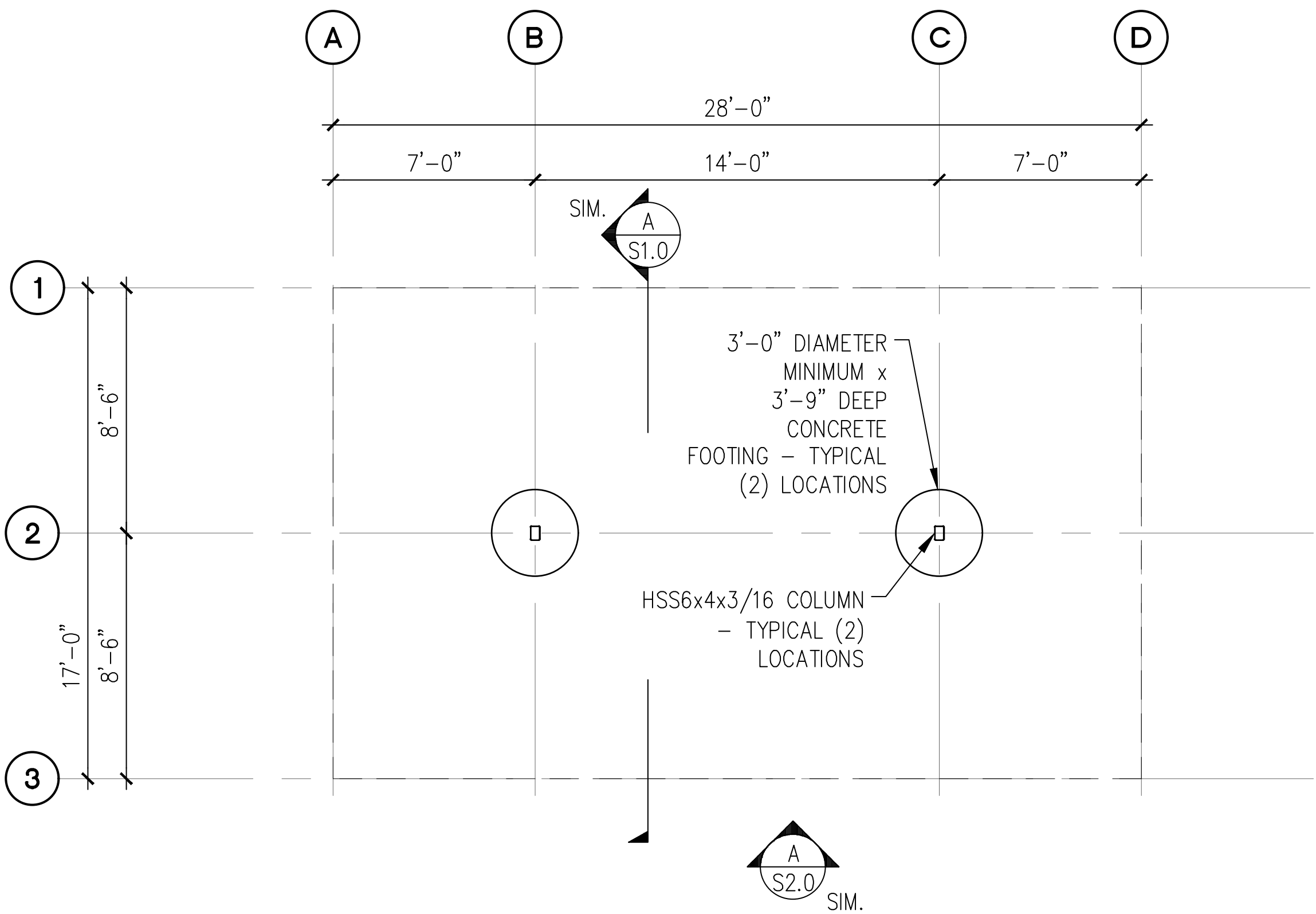
SHEET TITLE
TYPICAL DETAILS
AND ELEVATION

PREPARED FOR
CARPORTS OF WASHINGTON
P.O. BOX 2389
BUCKLEY, WASHINGTON 98321

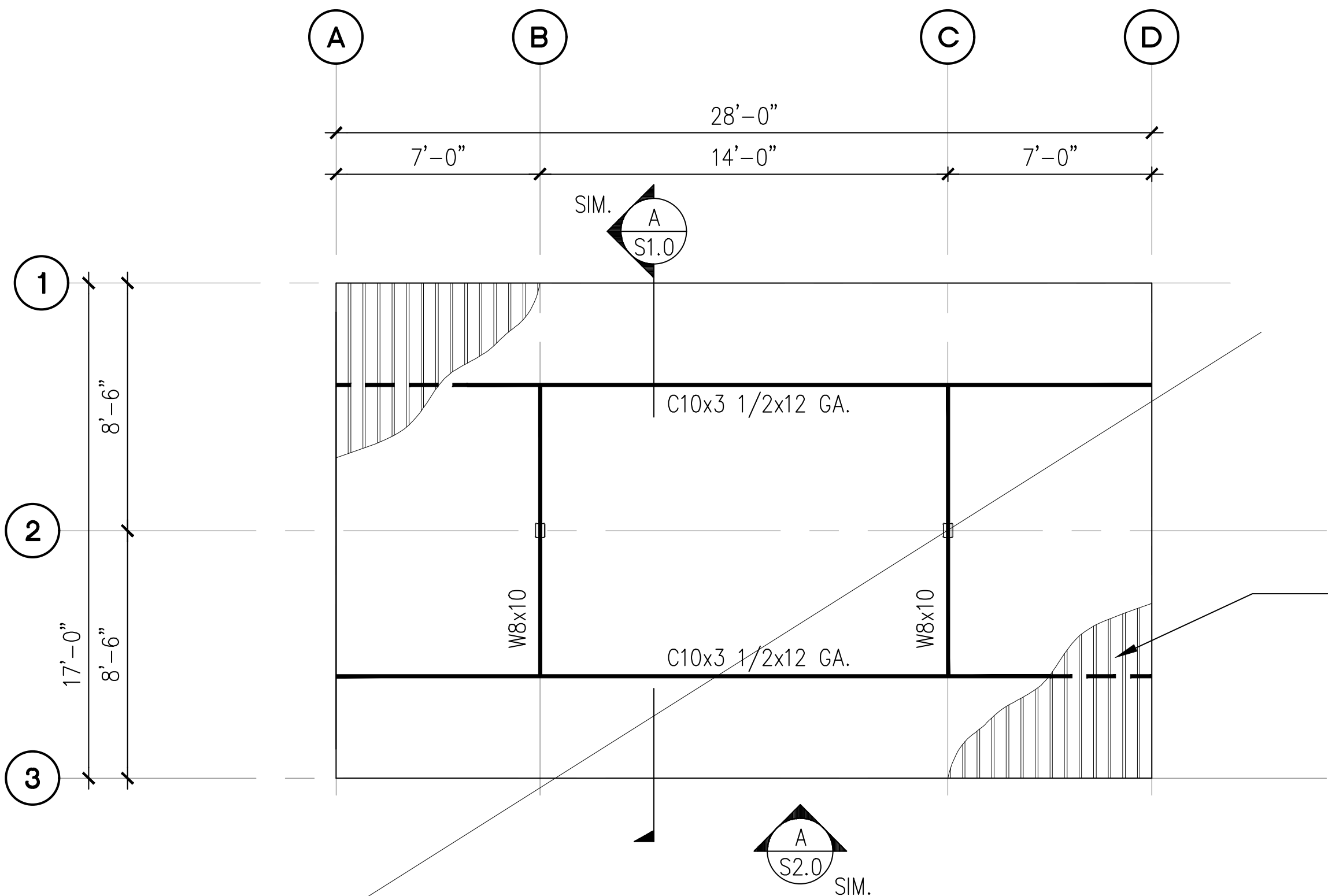
PREPARED BY
sh sits & hill
CIVIL | STRUCTURAL | SURVEY
4815 CENTER STREET | TACOMA, WA. 98409
PHONE: (253) 474-9449 | FAX: (253) 474-0153
<http://www.sittshill.com/>

APPROVALS
DESIGNED JPR
DRAWN JPR
CHECKED CJT
DATE 05/20/2025
SCALE AS NOTED

SHEET NO.
S2.0
PROJECT NO.
20,822



A 4-STALL TYPE 1 CARPORT FOUNDATION PLAN
SCALE: 1/8" = 1'-0"



B 4-STALL TYPE 1 CARPORT ROOF FRAMING PLAN
SCALE: 1/8" = 1'-0"

NOT USED

- NOTES ON SHEET 1.0.
1. DIMENSIONS PRIOR TO PROCEEDING CONSTRUCTION.
 2. SEE SHEET S2.0 FOR ADDITIONAL INFORMATION.
 3. BAY DIMENSIONS ARE MAXIMUMS – IT IS STRUCTURALLY ACCEPTABLE TO USE SMALLER DIMENSIONS.
 4. CARPORT #11



PROJECT
**EAST TOWN CROSSING
CARPORTS**
PIONEER WAY E PUYALLUP, WA 98371

SHEET TITLE
**4-STALL TYPE 1 FOUNDATION
AND FRAMING PLANS**

PREPARED FOR
CARPORTS OF WASHINGTON
P.O. BOX 2389
BUCKLEY, WASHINGTON 98321

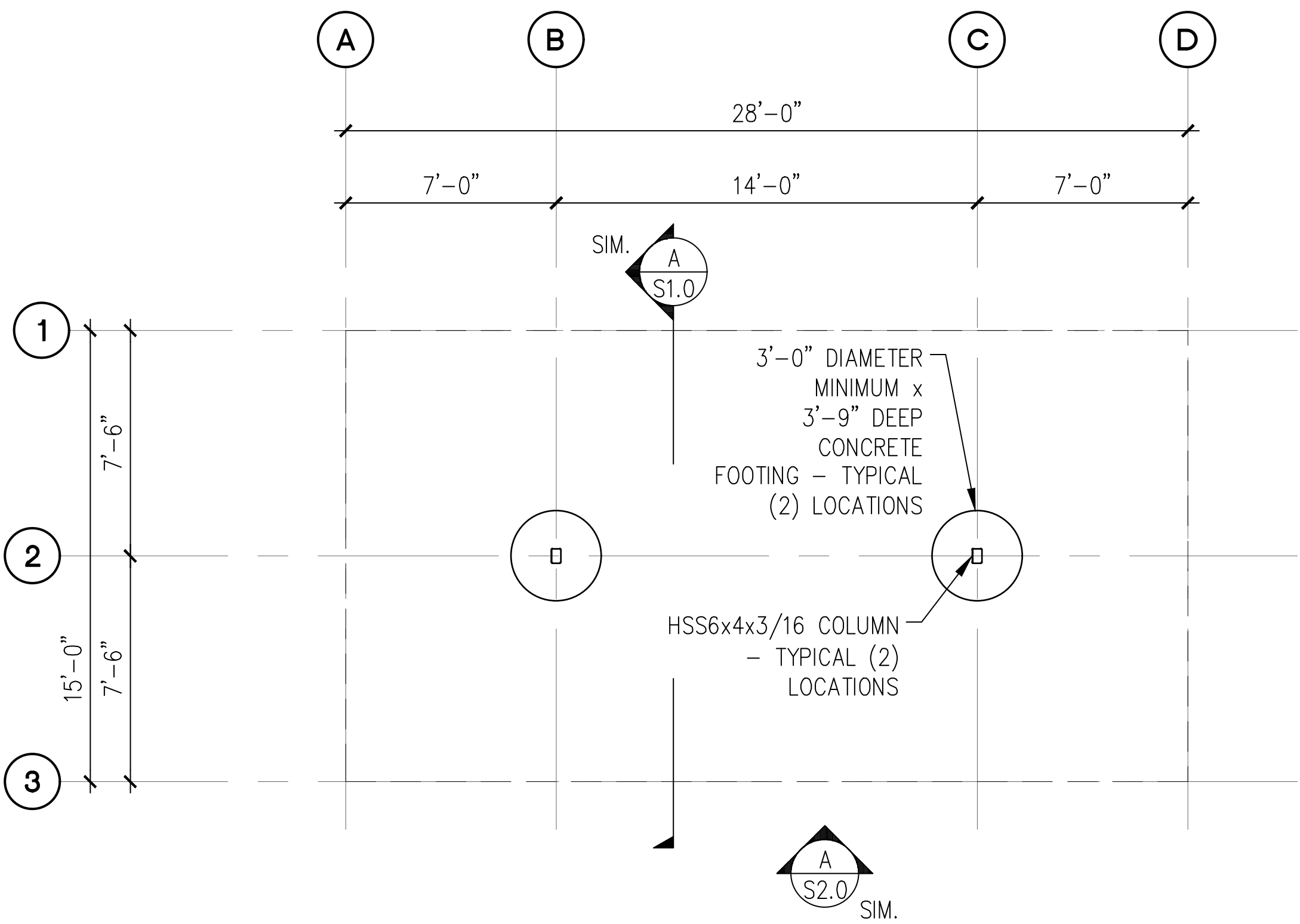
PREPARED BY
sh sits & hill
CIVIL | STRUCTURAL | SURVEY
4815 CENTER STREET | TACOMA, WA. 98409
PHONE: (253) 474-9449 | FAX: (253) 474-0153
<http://www.sittshill.com/>

APPROVALS

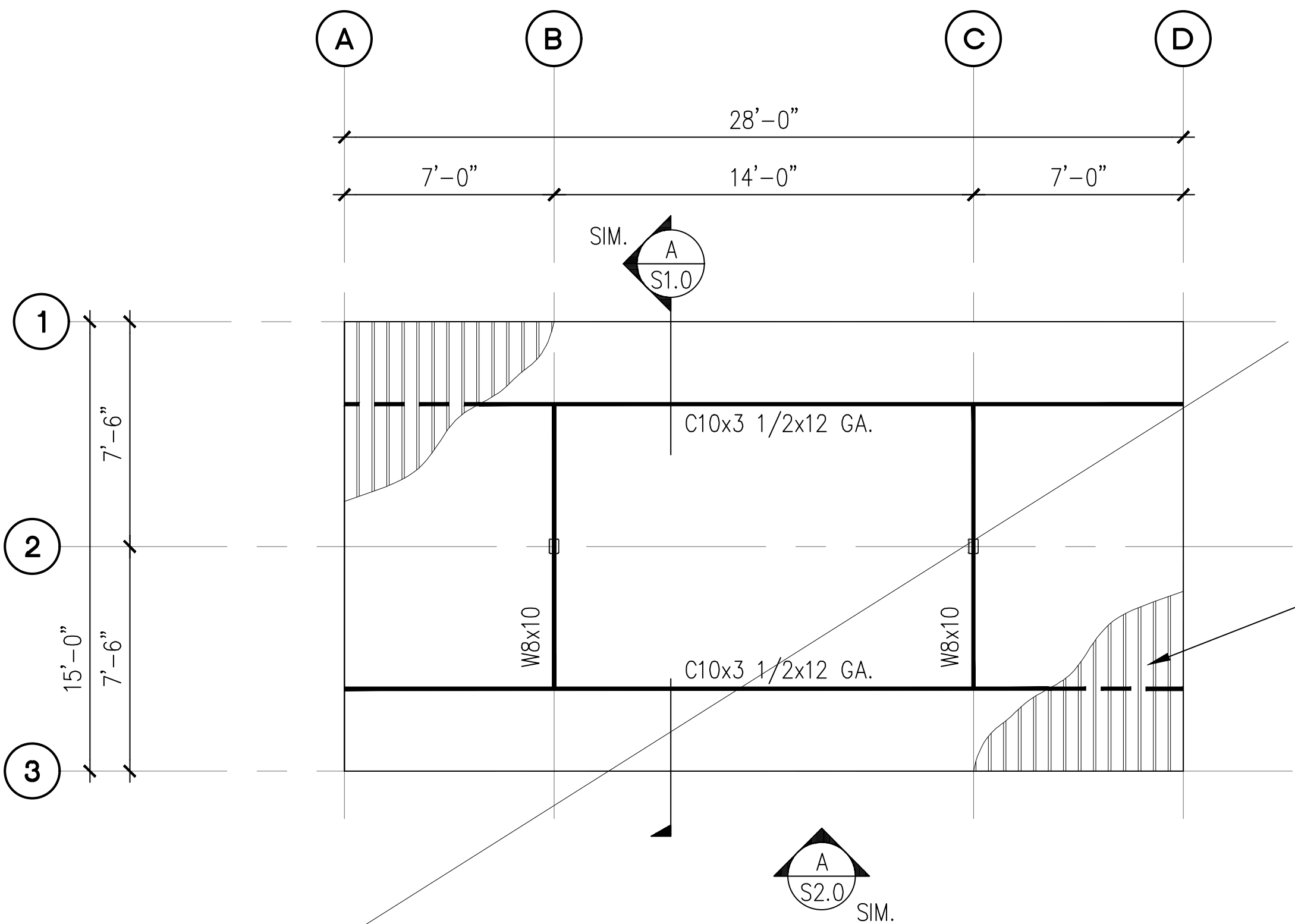
DESIGNED JPR
DRAWN JPR
CHECKED CJT
DATE 02/13/25
SCALE AS NOTED

SHEET NO.
S3.0

PROJECT NO.
20,822




A 4-STALL TYPE 2 CARPORT FOUNDATION PLAN
SCALE: 1/8" = 1'-0"



B 4-STALL TYPE 2 CARPORT ROOF FRAMING PLAN
SCALE: 1/8" = 1'-0"

NOT USED

- NOTES ON SHEET 1.0.
1. ALL DIMENSIONS PRIOR TO PROCEEDING CONSTRUCTION.
 2. SEE SHEET S2.0 FOR ADDITIONAL INFORMATION.
 3. BAY DIMENSIONS ARE MAXIMUMS - IT IS STRUCTURALLY ACCEPTABLE TO USE SMALLER DIMENSIONS.
 4. CARPORT #1



PROJECT
**EAST TOWN CROSSING
CARPORTS**
PIONEER WAY E PUYALLUP, WA 98371

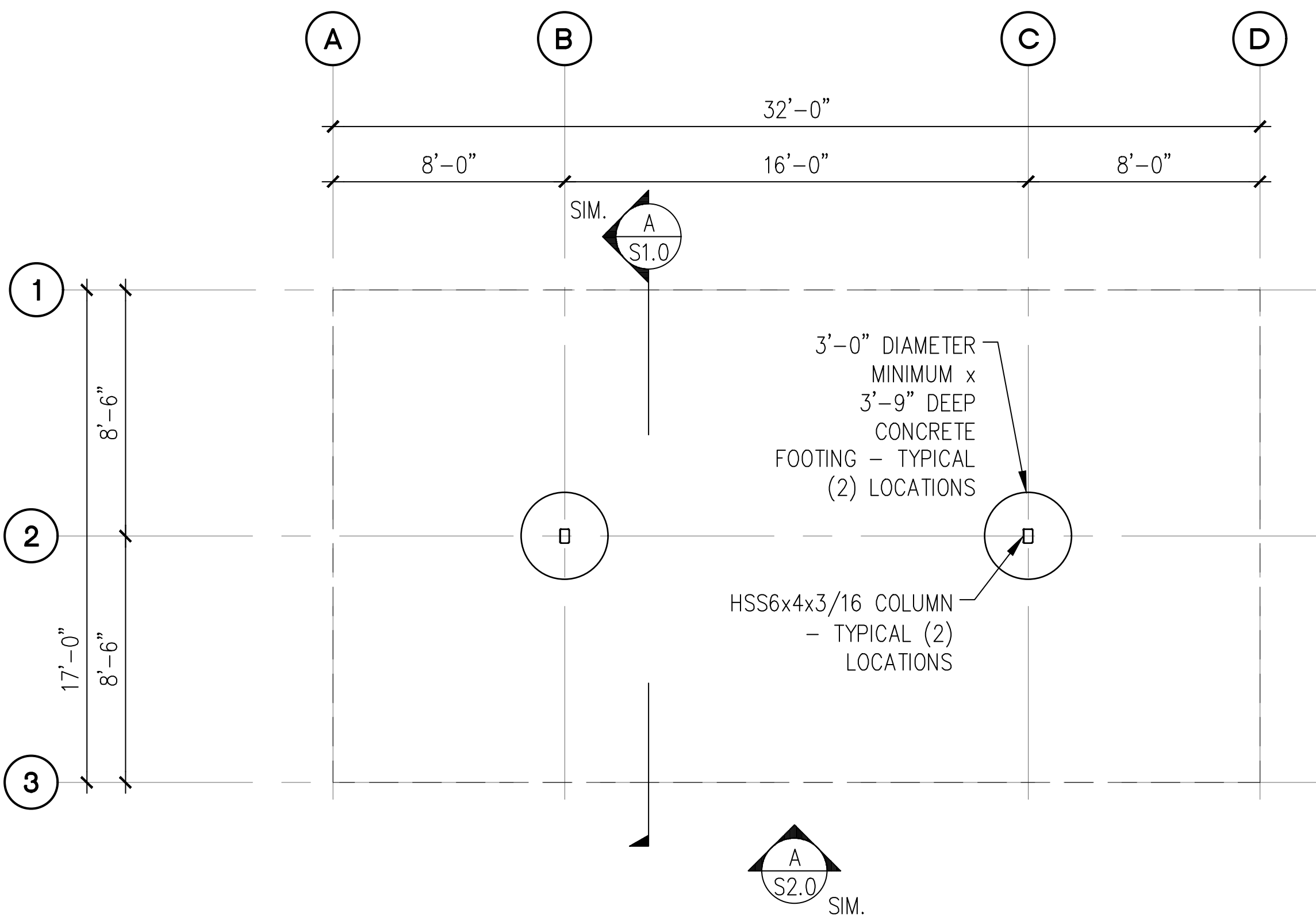
SHEET TITLE
**4-STALL TYPE 2 FOUNDATION
AND FRAMING PLANS**

PREPARED FOR
CARPORTS OF WASHINGTON
P.O. BOX 2389
BUCKLEY, WASHINGTON 98321

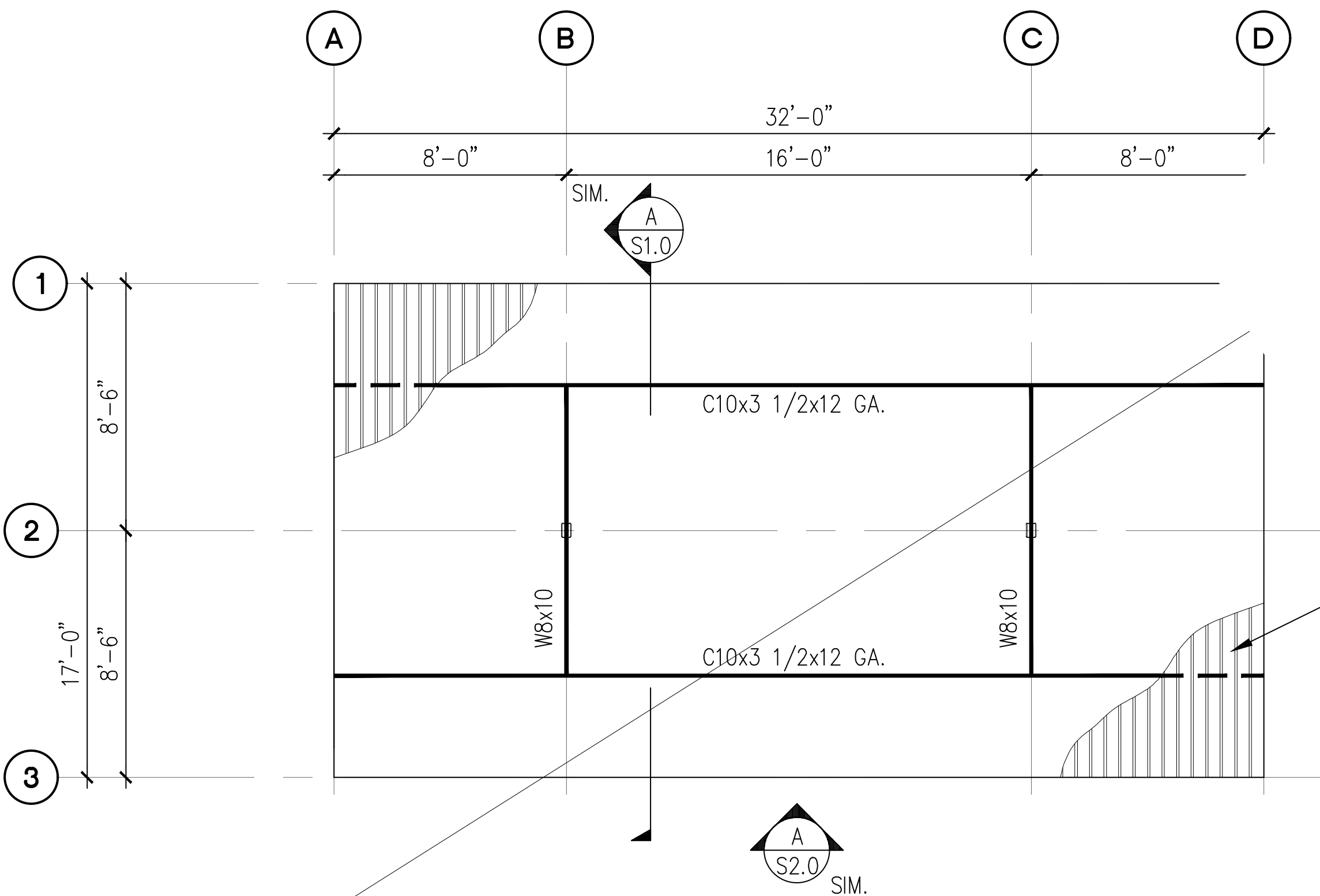
PREPARED BY
sh sitts & hill
CIVIL | STRUCTURAL | SURVEY
4815 CENTER STREET | TACOMA, WA. 98409
PHONE: (253) 474-9449 | FAX: (253) 474-0153
<http://www.sittshill.com/>

APPROVALS
DESIGNED JPR
DRAWN JPR
CHECKED CJT
DATE 02/13/25
SCALE AS NOTED

SHEET NO.
S4.0
PROJECT NO.
20,822




A 4-STALL TYPE 3 CARPORT FOUNDATION PLAN
SCALE: 1/8" = 1'-0"



B 4-STALL TYPE 3 CARPORT ROOF FRAMING PLAN
SCALE: 1/8" = 1'-0"

NOT USED

- NOTES ON SHEET 1.0.
1. ALL DIMENSIONS PRIOR TO PROCEEDING CONSTRUCTION.
 2. SEE SHEET S2.0 FOR ADDITIONAL INFORMATION.
 3. BAY DIMENSIONS ARE MAXIMUMS - IT IS STRUCTURALLY ACCEPTABLE TO USE SMALLER DIMENSIONS.
 4. CARPORTS #3,8,13,15,16



PROJECT
**EAST TOWN CROSSING
CARPORTS**
PIONEER WAY E PUYALLUP, WA 98371

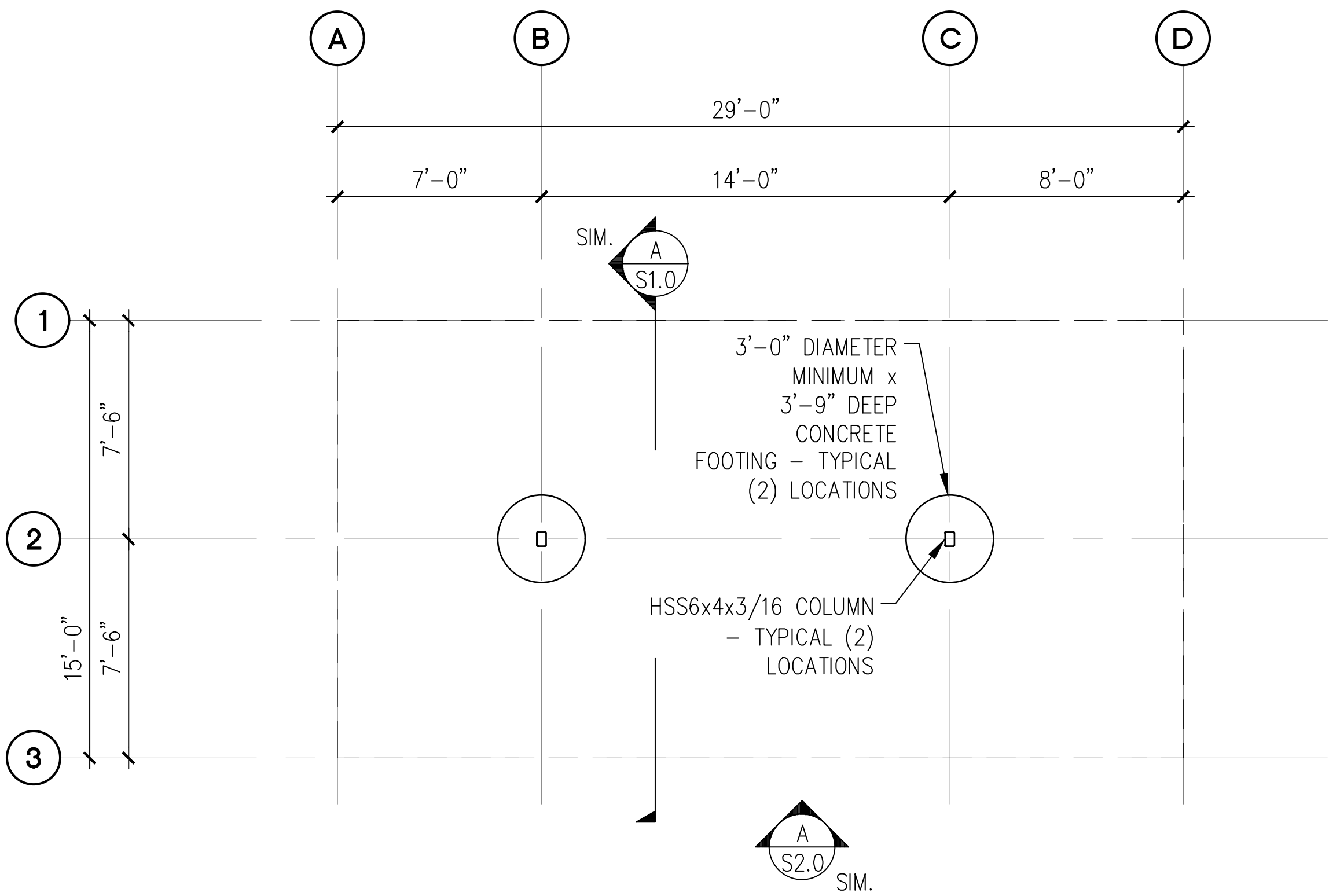
SHEET TITLE
**4-STALL TYPE 3 FOUNDATION
AND FRAMING PLANS**

PREPARED FOR
CARPORTS OF WASHINGTON
P.O. BOX 2389
BUCKLEY, WASHINGTON 98321

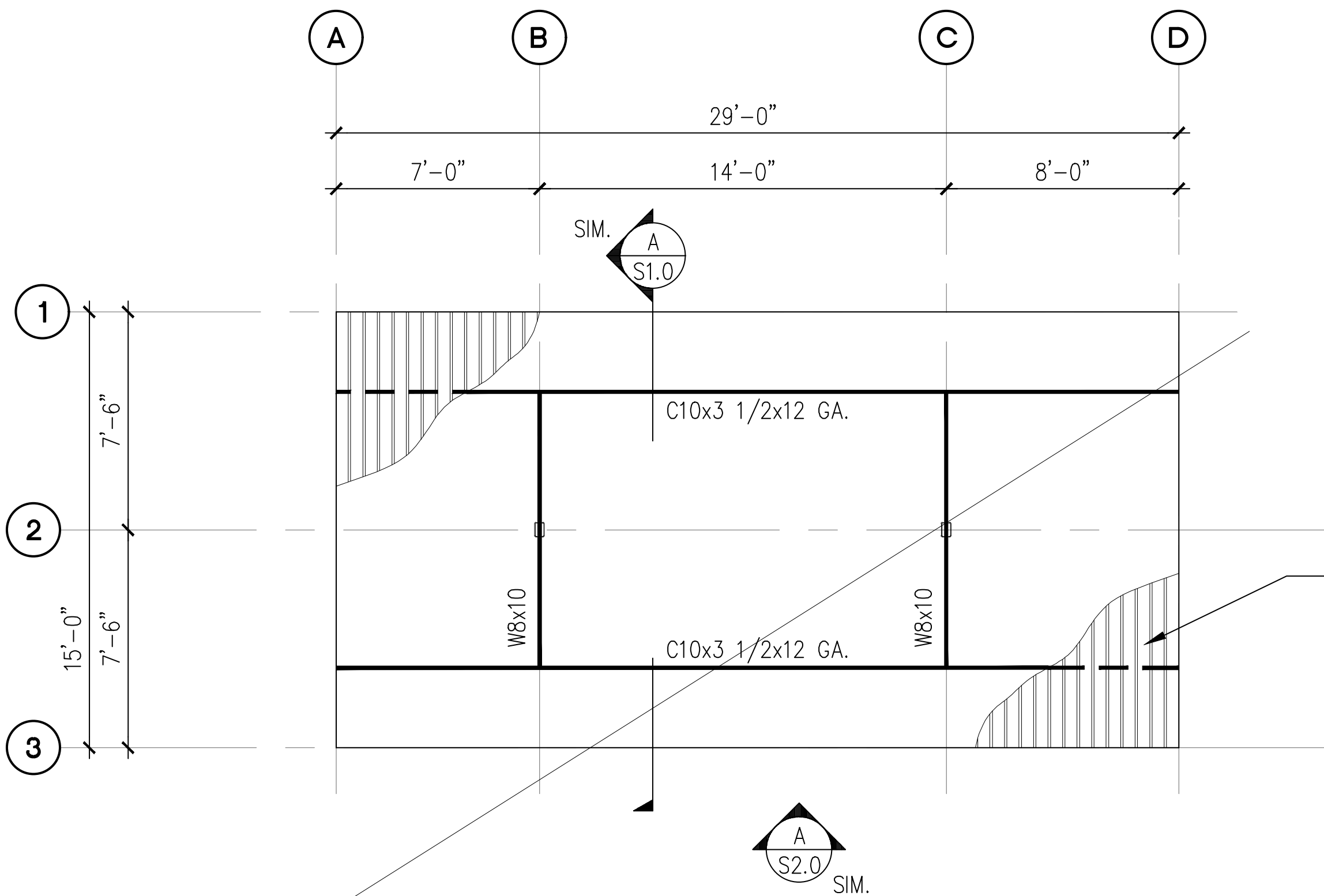
PREPARED BY
sh sitts & hill
CIVIL | STRUCTURAL | SURVEY
4815 CENTER STREET | TACOMA, WA. 98409
PHONE: (253) 474-9449 | FAX: (253) 474-0153
<http://www.sittshill.com/>

APPROVALS
DESIGNED JPR
DRAWN JPR
CHECKED CJT
DATE 02/13/25
SCALE AS NOTED

SHEET NO.
S5.0
PROJECT NO.
20,822




A 4-STALL TYPE 4 CARPORT FOUNDATION PLAN
SCALE: 1/8" = 1'-0"



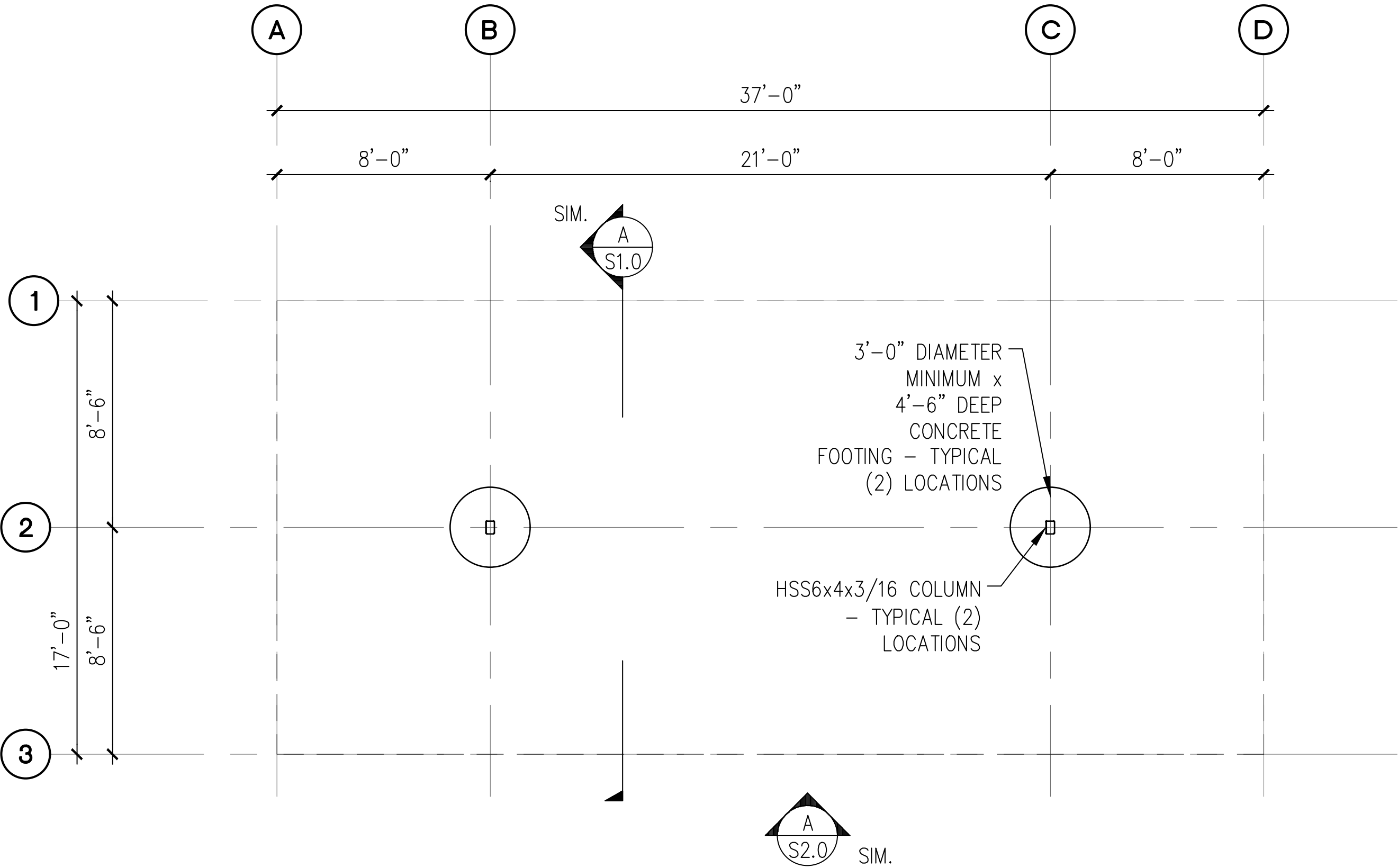
B 4-STALL TYPE 4 CARPORT ROOF FRAMING PLAN
SCALE: 1/8" = 1'-0"

NOT USED

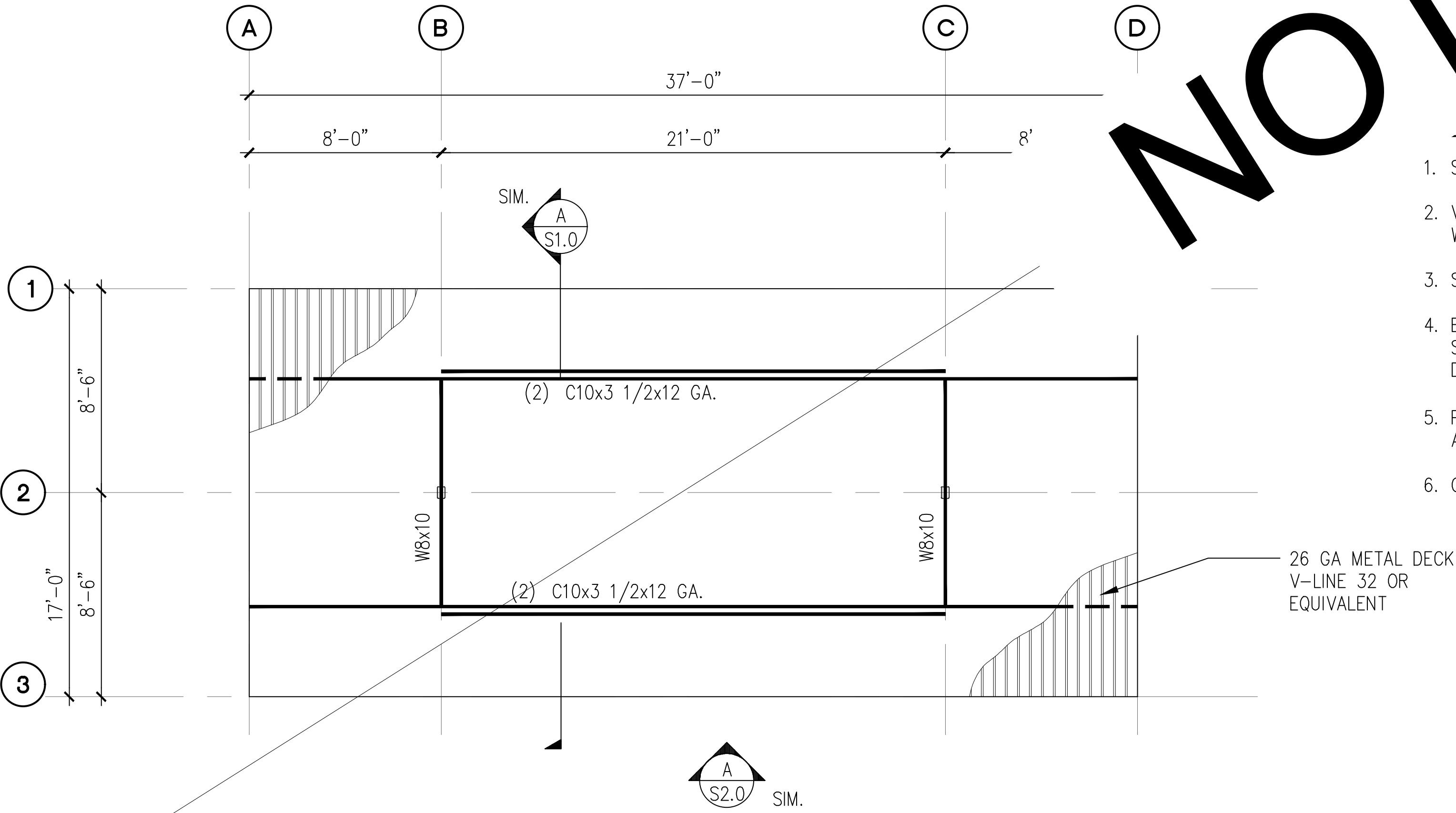
- NOTES ON SHEET 1.0.
1. ALL DIMENSIONS PRIOR TO PROCEEDING CONSTRUCTION.
 2. SEE SHEET S2.0 FOR ADDITIONAL INFORMATION.
 3. BAY DIMENSIONS ARE MAXIMUMS - IT IS STRUCTURALLY ACCEPTABLE TO USE SMALLER DIMENSIONS.
 4. CARPORT #14



<p>PROJECT</p> <p>EAST TOWN CROSSING CARPORTS PIONEER WAY E PUYALLUP, WA 98371</p> <p>SHEET TITLE</p> <p>4-STALL TYPE 4 FOUNDATION AND FRAMING PLANS</p>	<p>PREPARED FOR</p> <p>CARPORTS OF WASHINGTON P.O. BOX 2389 BUCKLEY, WASHINGTON 98321</p>	<p>PREPARED BY</p> <p>sh sitts & hill</p> <p>CIVIL STRUCTURAL SURVEY 4815 CENTER STREET TACOMA, WA. 98409 PHONE: (253) 474-9449 FAX: (253) 474-0153 http://www.sittshill.com/</p>	<p>APPROVALS</p> <p>DESIGNED JPR DRAWN JPR CHECKED CJT DATE 02/13/25 SCALE AS NOTED</p>	<p>SHEET NO.</p> <p>S6.0</p> <p>PROJECT NO.</p> <p>20,822</p>
--	---	---	---	---




A 4-STALL WITH LONG SPAN CARPORT FOUNDATION PLAN
SCALE: 1/8" = 1'-0"

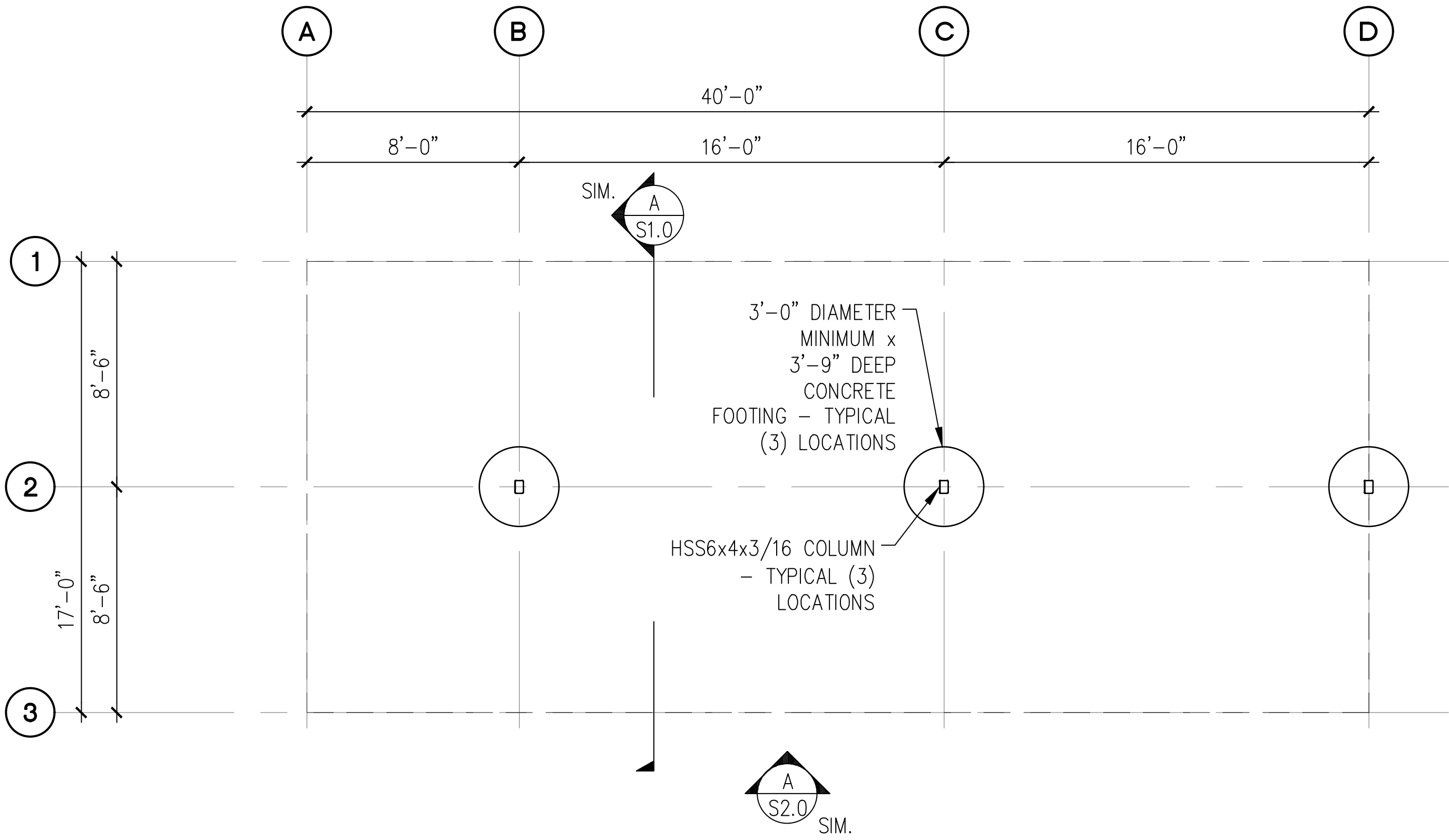


B 4-STALL WITH LONG SPAN CARPORT ROOF FRAMING PLAN
SCALE: 1/8" = 1'-0"

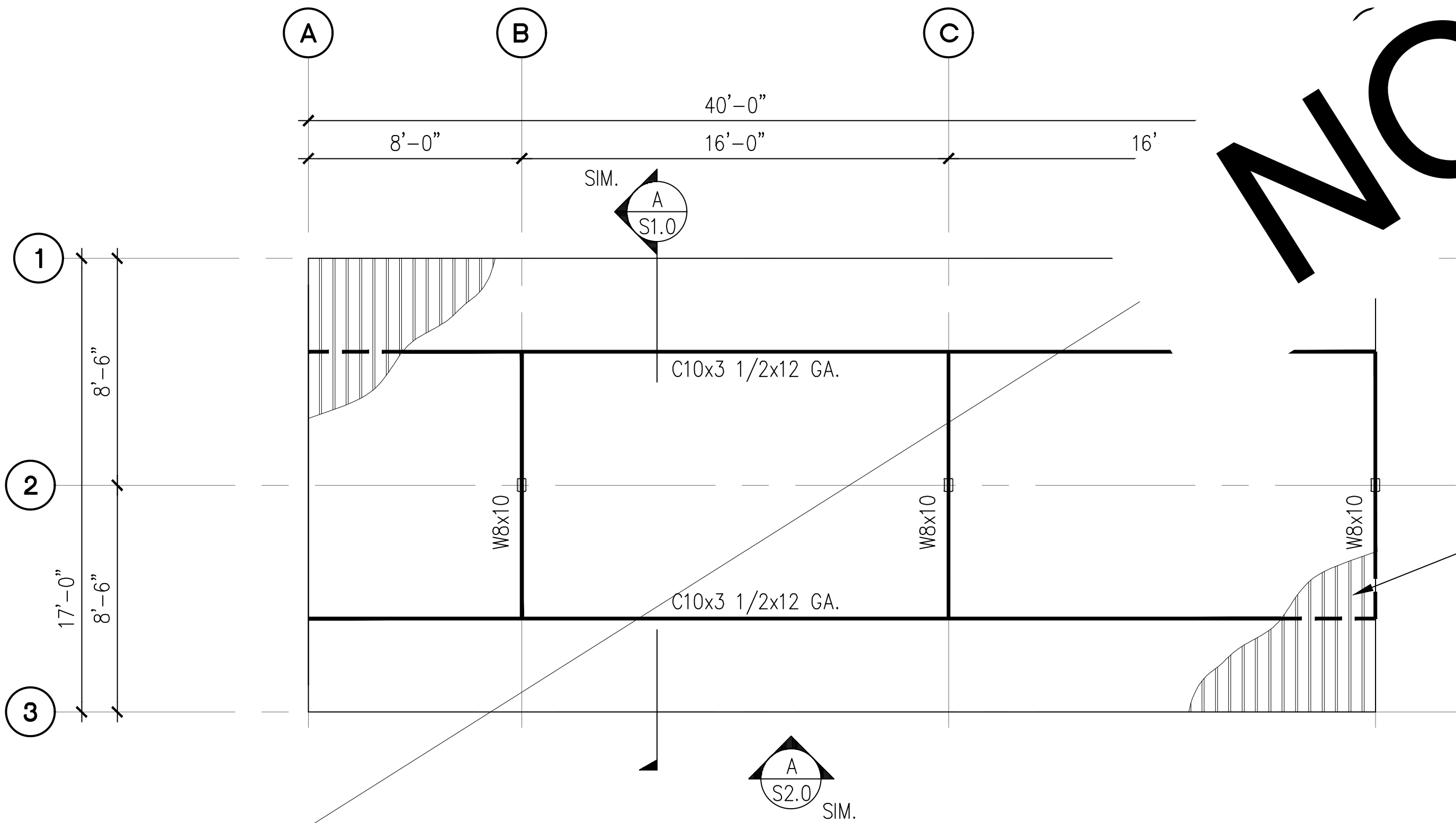
- NOTES:**
- SEE STRUCTURAL NOTES ON SHEET 1.0.
 - VERIFY ALL DIMENSIONS PRIOR TO PROCEEDING WITH CONSTRUCTION.
 - SEE SHEET S2.0 FOR ADDITIONAL INFORMATION.
 - BAY DIMENSIONS ARE MAXIMUMS – IT IS STRUCTURALLY ACCEPTABLE TO USE SMALLER DIMENSIONS.
 - PROVIDE 8'-2" CLEAR HEIGHT AT VAN ACCESSIBLE CARPORTS.
 - CARPORT #2



PROJECT EAST TOWN CROSSING CARPORTS PIONEER WAY E PUYALLUP, WA 98371		PREPARED FOR CARPORTS OF WASHINGTON P.O. BOX 2389 BUCKLEY, WASHINGTON 98321		PREPARED BY  CIVIL STRUCTURAL SURVEY 4815 CENTER STREET TACOMA, WA. 98409 PHONE: (253) 474-9449 FAX: (253) 474-0153 http://www.sittshill.com/		APPROVALS DESIGNED JPR DRAWN JPR CHECKED CJT DATE 02/13/25 SCALE AS NOTED		SHEET NO. S7.0 PROJECT NO. 20,822	
---	--	--	--	---	--	--	--	--	--




A 5-STALL CARPORT FOUNDATION PLAN
SCALE: 1/8" = 1'-0"



B 5-STALL CARPORT ROOF FRAMING PLAN
SCALE: 1/8" = 1'-0"

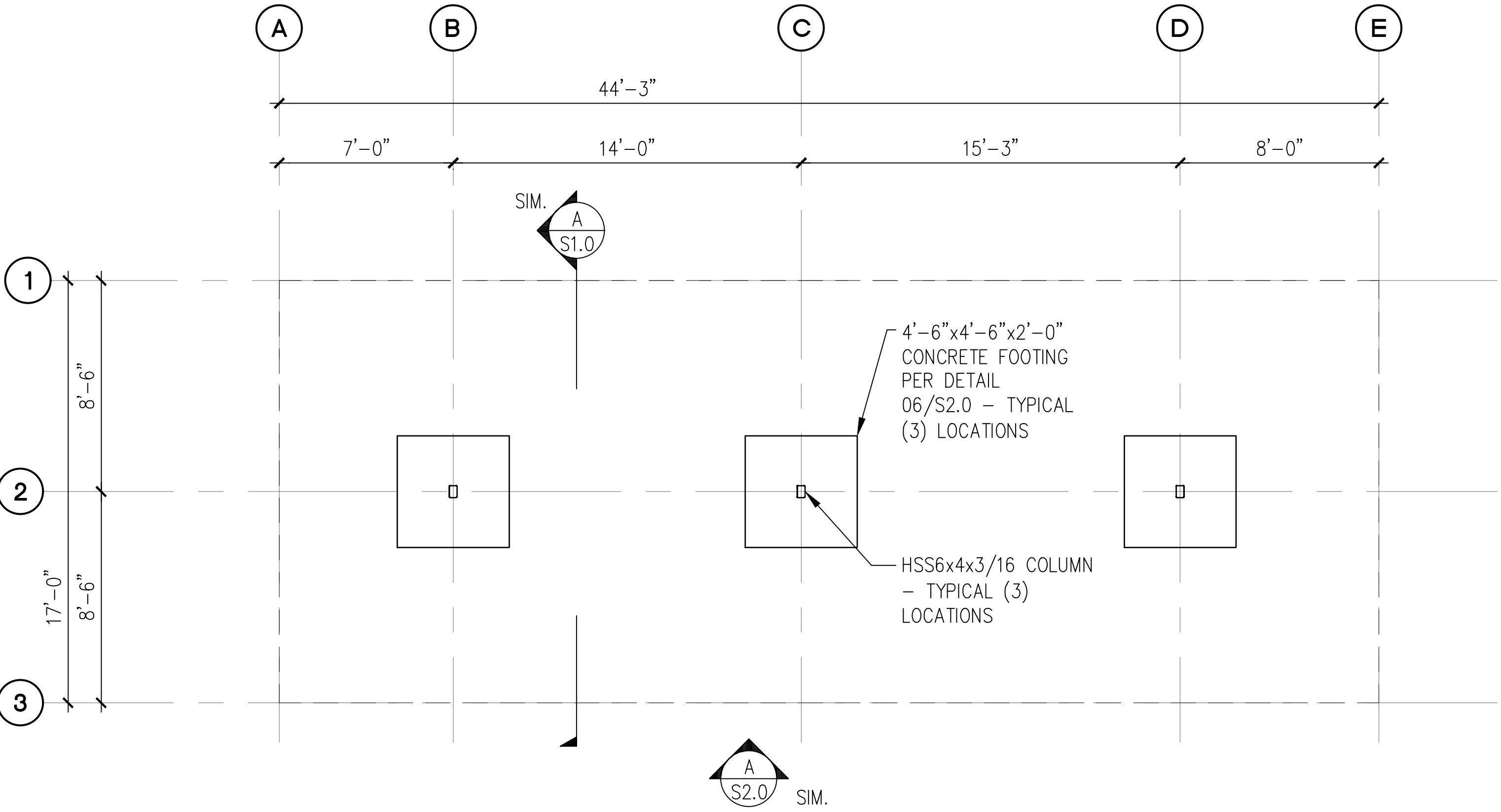
- NOTES:**
- 1. SEE STRUCTURAL NOTES ON SHEET 1.0.
 - 2. VERIFY ALL DIMENSIONS PRIOR TO PROCEEDING WITH CONSTRUCTION.
 - 3. SEE SHEET S2.0 FOR ADDITIONAL INFORMATION.
 - 4. BAY DIMENSIONS ARE MAXIMUMS – IT IS STRUCTURALLY ACCEPTABLE TO USE SMALLER DIMENSIONS.
 - 5. CARPORT #7



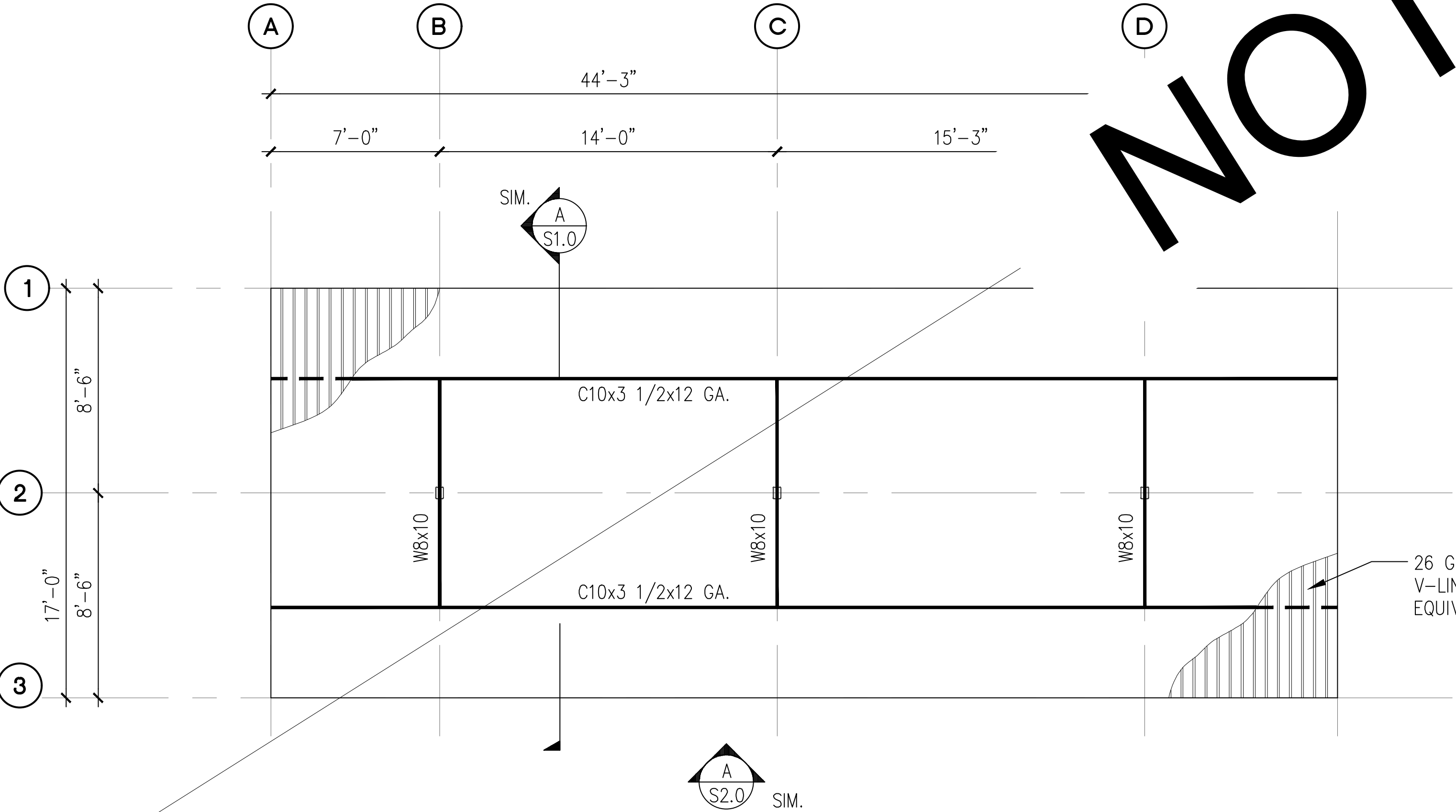
<div>PROJECT</div> <div>EAST TOWN CROSSING CARPORTS</div> <div>PIONEER WAY E PUYALLUP, WA 98371</div>	<div>PREPARED FOR</div> <div>CARPORTS OF WASHINGTON</div> <div>P.O. BOX 2389</div> <div>BUCKLEY, WASHINGTON 98321</div>	<div>PREPARED BY</div> <div> sitts & hill</div> <div>CIVIL STRUCTURAL SURVEY</div> <div>4815 CENTER STREET TACOMA, WA. 98409</div> <div>PHONE: (253) 474-9449 FAX: (253) 474-0153</div> <div>http://www.sittshill.com/</div>	<div>APPROVALS</div> <div>DESIGNED JPR</div> <div>DRAWN JPR</div> <div>CHECKED CJT</div> <div>DATE 02/13/25</div> <div>SCALE AS NOTED</div>	<div>SHEET NO.</div> <div>S8.0</div> <div>PROJECT NO.</div> <div>20,822</div>
---	---	--	---	---

Q:\20800\20822\Drawings\20822 - S8.0 - 5-STALL.dwg last edited: 02/13/25 9:24am by: Roguindinj

PRCP20250906




A 6-STALL TYPE 1 CARPORT FOUNDATION PLAN
SCALE: 1/8" = 1'-0"

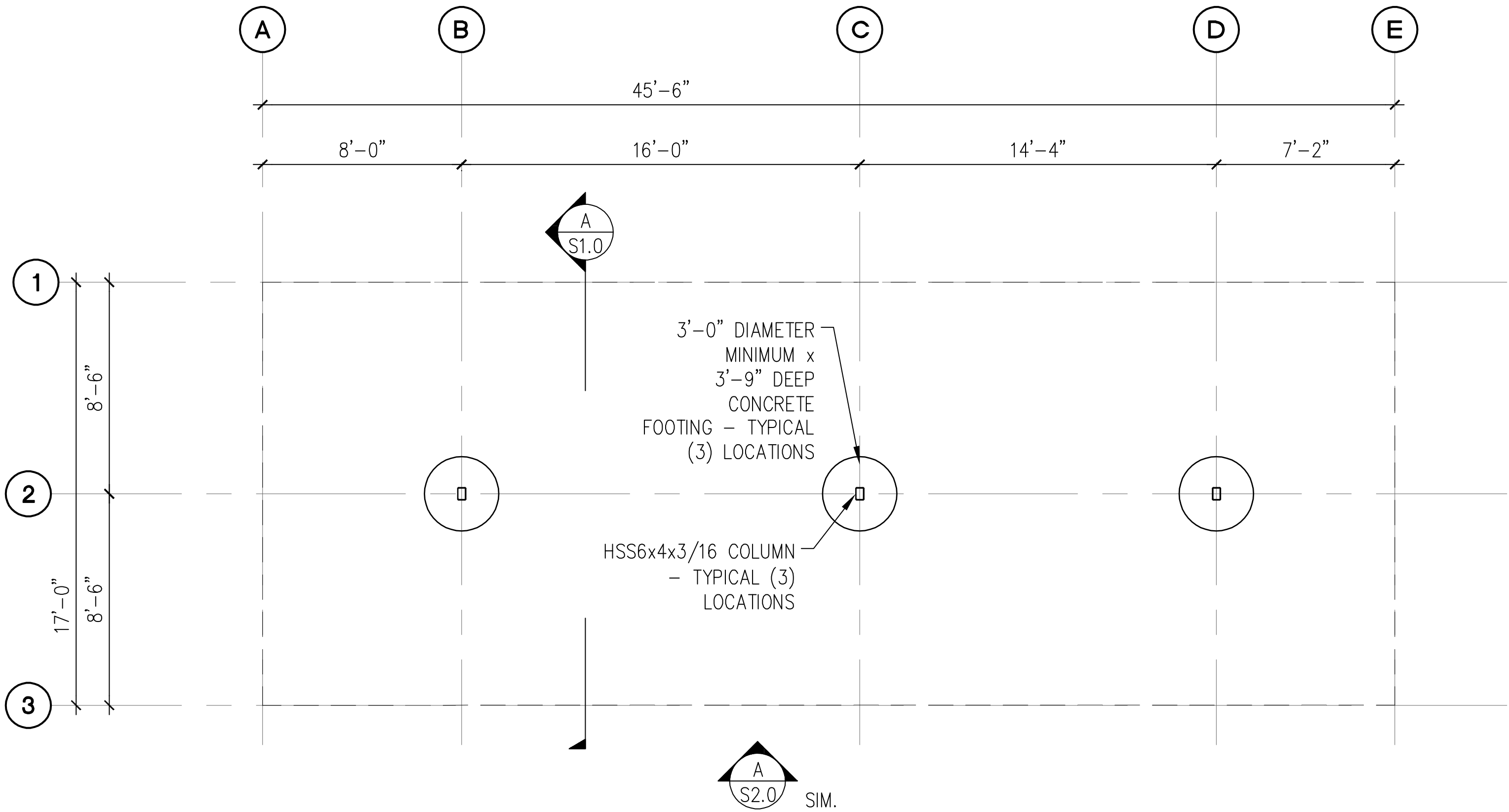


B 6-STALL TYPE 1 CARPORT ROOF FRAMING PLAN
SCALE: 1/8" = 1'-0"

- NOTES:**
- SEE STRUCTURAL NOTES ON SHEET 1.0.
 - VERIFY ALL DIMENSIONS PRIOR TO PROCEEDING WITH CONSTRUCTION.
 - SEE SHEET S2.0 FOR ADDITIONAL INFORMATION.
 - BAY DIMENSIONS ARE MAXIMUMS - IT IS STRUCTURALLY ACCEPTABLE TO USE SMALLER DIMENSIONS.
 - COORDINATE FOOTINGS WITH UNDERGROUND R-TANK BY OTHERS. PROVIDE MIN. 1'-0" FROM BOTTOM OF FOOTING TO TOP OF TANK.
 - CARPORT #4



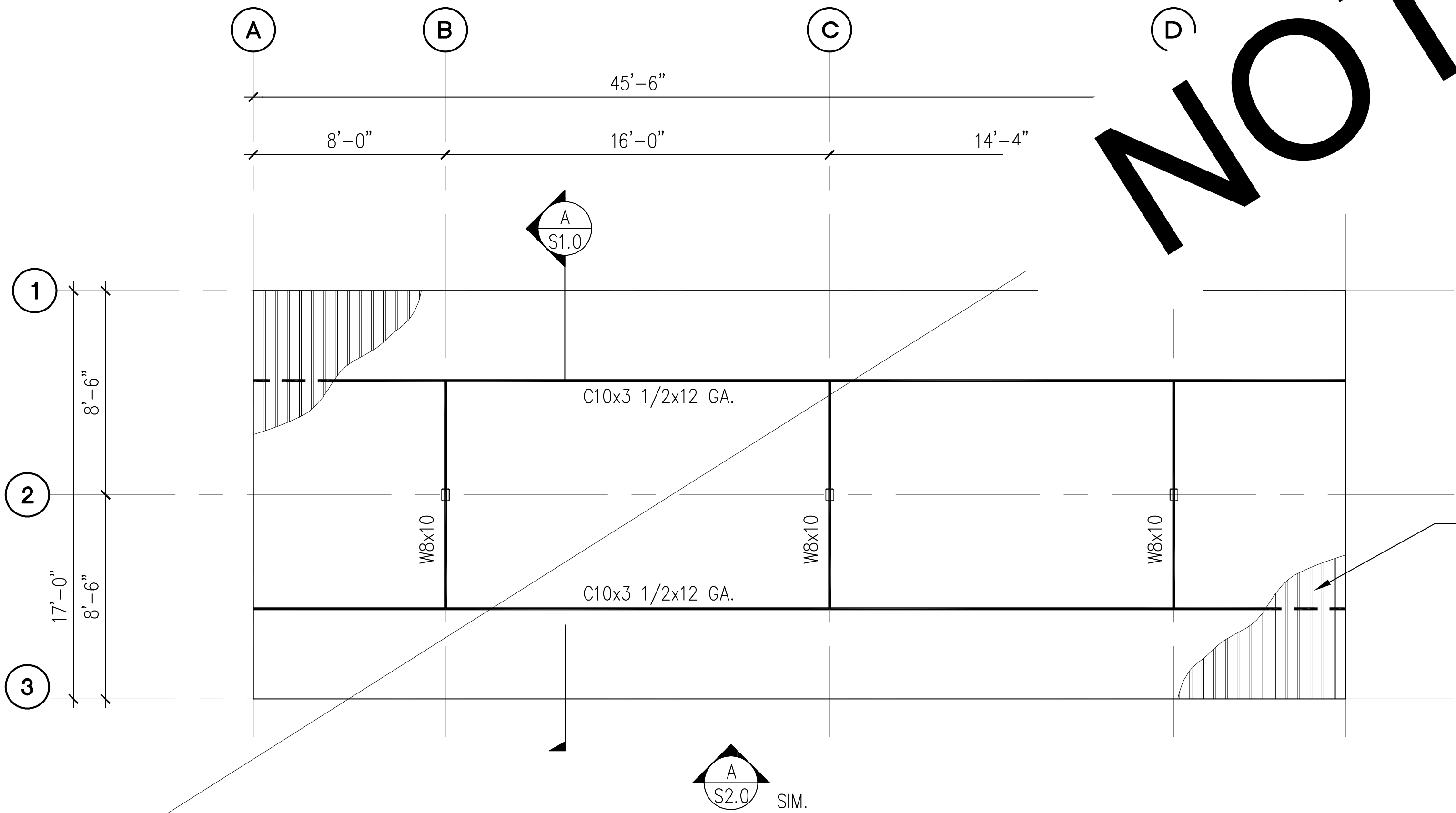
PROJECT EAST TOWN CROSSING CARPORTS PIONEER WAY E PUYALLUP, WA 98371		PREPARED FOR CARPORTS OF WASHINGTON P.O. BOX 2389 BUCKLEY, WASHINGTON 98321		PREPARED BY sh sitts & hill CIVIL STRUCTURAL SURVEY 4815 CENTER STREET TACOMA, WA. 98409 PHONE: (253) 474-9449 FAX: (253) 474-0153 http://www.sittshill.com/		APPROVALS DESIGNED <u>JPR</u> DRAWN <u>JPR</u> CHECKED <u>CJT</u> DATE <u>02/13/25</u> SCALE <u>AS NOTED</u>		SHEET NO. S9.0 PROJECT NO. 20,822	
---	--	---	--	--	--	---	--	--	--



A

6-STALL TYPE 2 CARPORT FOUNDATION PLAN

SCALE: 1/8" = 1'-0"



B


6-STALL TYPE 2 CARPORT ROOF FRAMING PLAN

SCALE: 1/8" = 1'-0"

NOTES:

- SEE STRUCTURAL NOTES ON SHEET 1.0.
- VERIFY ALL DIMENSIONS PRIOR TO PROCEEDING WITH CONSTRUCTION.
- SEE SHEET S2.0 FOR ADDITIONAL INFORMATION.
- BAY DIMENSIONS ARE MAXIMUMS – IT IS STRUCTURALLY ACCEPTABLE TO USE SMALLER DIMENSIONS.
- CARPORT #6

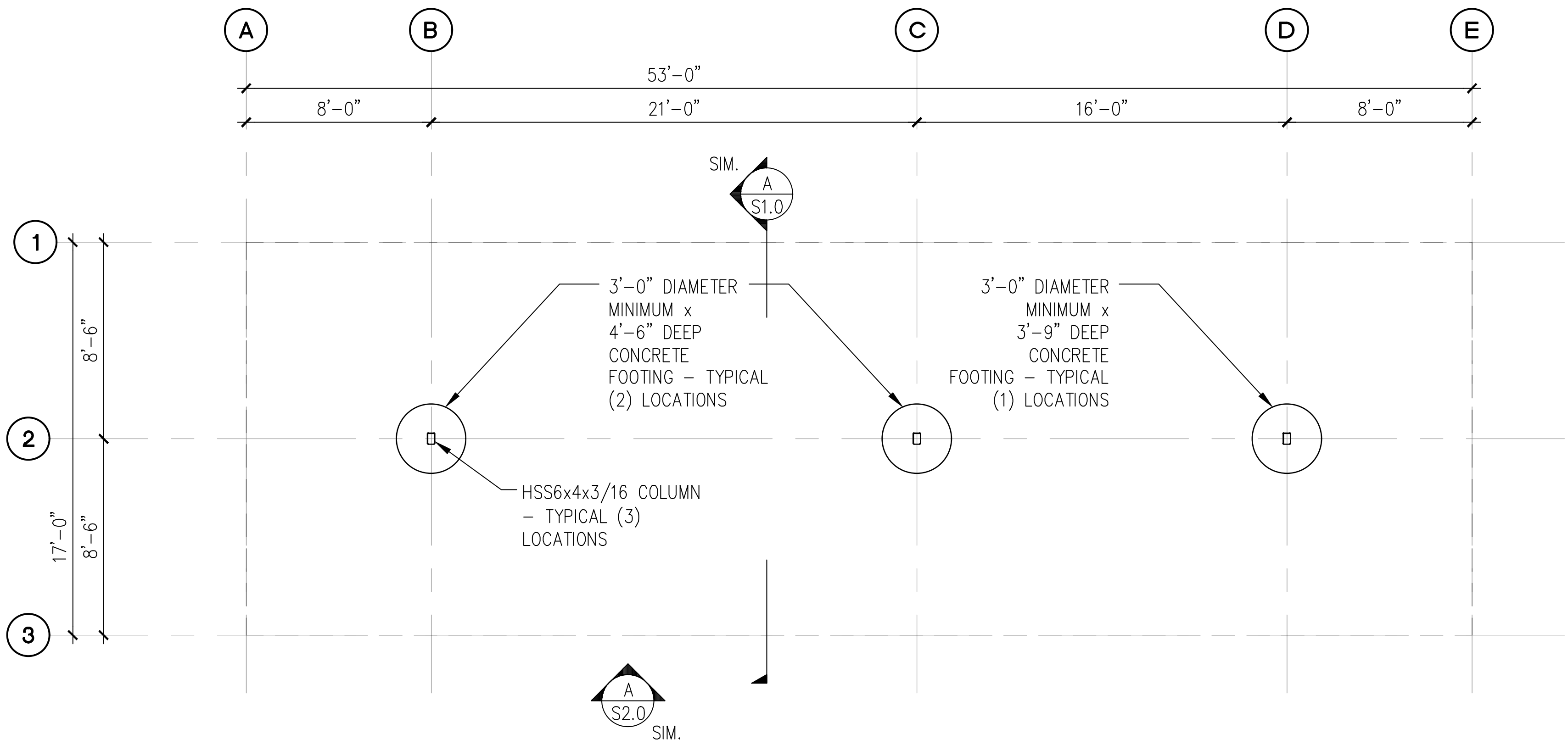
26 GA METAL DECK
V-LINE 32 OR
EQUIVALENT



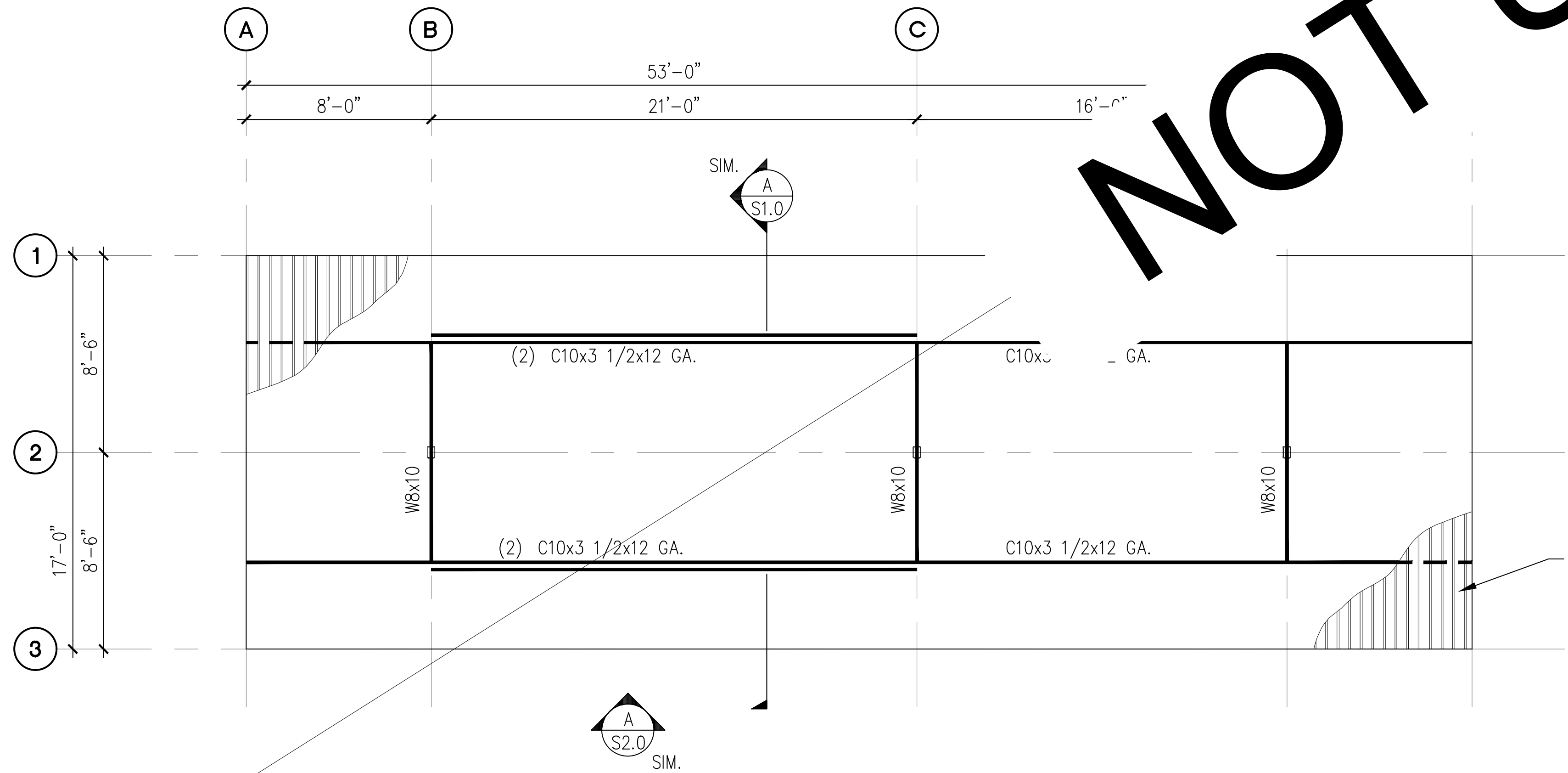
PROJECT EAST TOWN CROSSING CARPORTS PIONEER WAY E PUYALLUP, WA 98371		PREPARED FOR CARPORTS OF WASHINGTON P.O. BOX 2389 BUCKLEY, WASHINGTON 98321		PREPARED BY sh sitts&hill CIVIL STRUCTURAL SURVEY 4815 CENTER STREET TACOMA, WA, 98409 PHONE: (253) 474-9449 FAX: (253) 474-0153 http://www.sittshill.com/		APPROVALS DESIGNED JPR DRAWN JPR CHECKED CJT DATE 02/13/25 SCALE AS NOTED		SHEET NO. S10.0 PROJECT NO. 20,822	
---	--	--	--	---	--	--	--	---	--

Q:\20800\20822\Drawings\20822 - S10.0 - 6-STALL TYPE 2.dwg last edited: 02/13/25 11:19am by: Roguindini

PRCP20250906




A 6-STALL WITH LONG SPAN CARPORT FOUNDATION PLAN
SCALE: 1/8" = 1'-0"



B 6-STALL WITH LONG SPAN CARPORT ROOF FRAMING PLAN
SCALE: 1/8" = 1'-0"

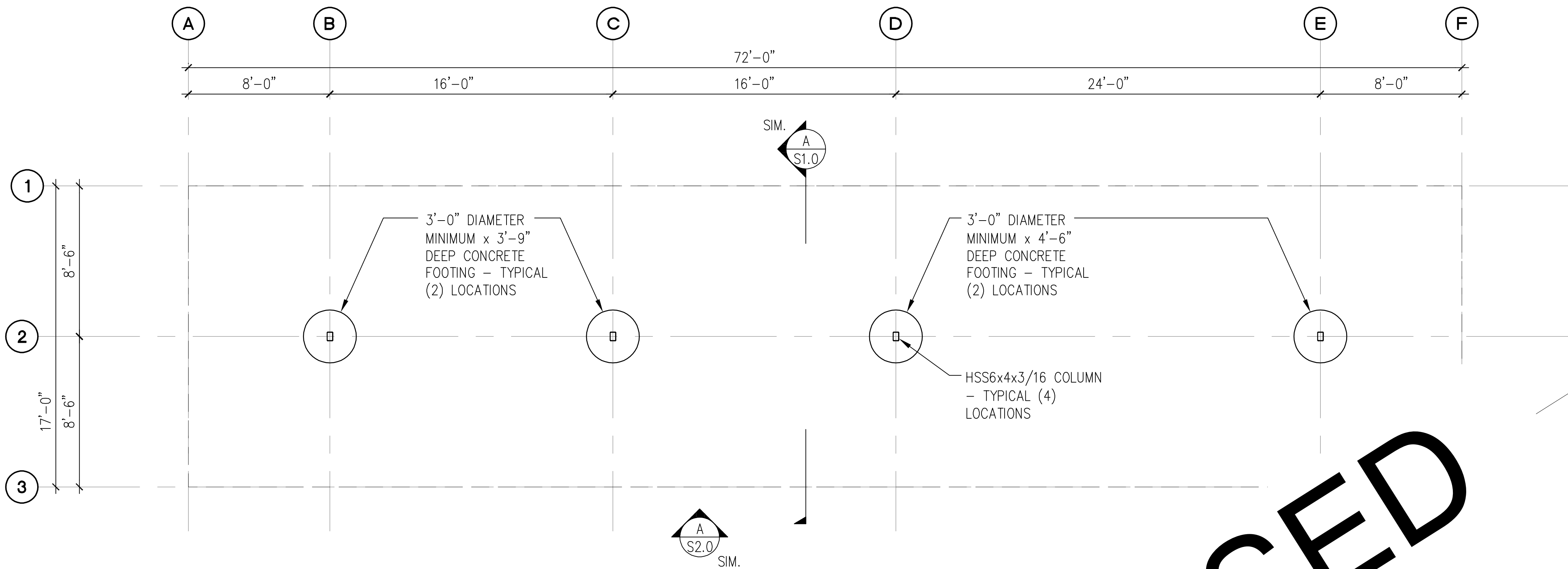
- NOTES:**
1. SEE STRUCTURAL NOTES ON SHEET 1.0.
 2. VERIFY ALL DIMENSIONS PRIOR TO PROCEEDING WITH CONSTRUCTION.
 3. SEE SHEET S2.0 FOR ADDITIONAL INFORMATION.
 4. BAY DIMENSIONS ARE MAXIMUMS - IT IS STRUCTURALLY ACCEPTABLE TO USE SMALLER DIMENSIONS.
 5. CARPORT #7



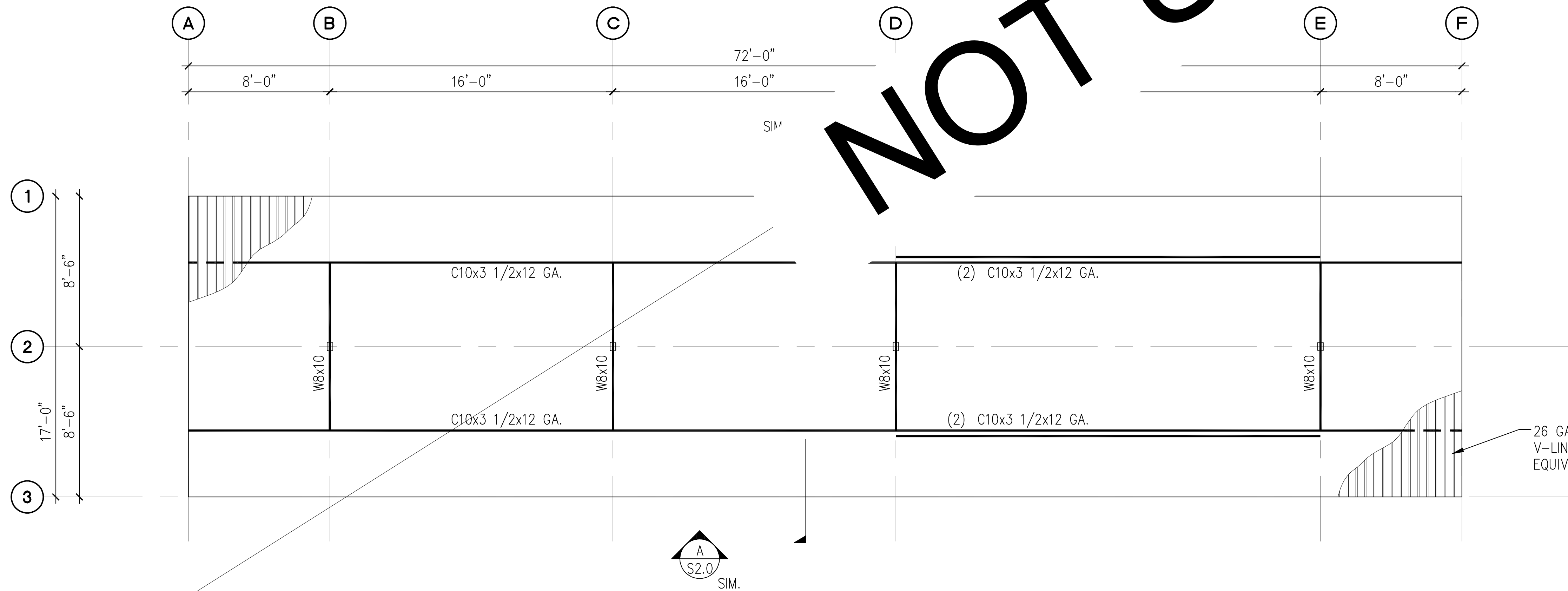
PROJECT EAST TOWN CROSSING CARPORTS PIONEER WAY E PUYALLUP, WA 98371		PREPARED FOR CARPORTS OF WASHINGTON P.O. BOX 2389 BUCKLEY, WASHINGTON 98321		PREPARED BY sh sitts & hill CIVIL STRUCTURAL SURVEY 4815 CENTER STREET TACOMA, WA. 98409 PHONE: (253) 474-9449 FAX: (253) 474-0153 http://www.sittshill.com/		APPROVALS DESIGNED <u>JPR</u> DRAWN <u>JPR</u> CHECKED <u>CJT</u> DATE <u>02/13/25</u> SCALE <u>AS NOTED</u>		SHEET NO. S11.0 PROJECT NO. 20,822	
---	--	---	--	--	--	---	--	---	--

C:\20800\20822\Drawings\20822 - S11.0 - 6-STALL LONG SPAN.dwg by: Roguindin last edited: 02/13/25 9:53am

PRCP20250906




A 9-STALL WITH LONG SPAN TYPE 1 CARPORT FOUNDATION PLAN
SCALE: 1/8" = 1'-0"

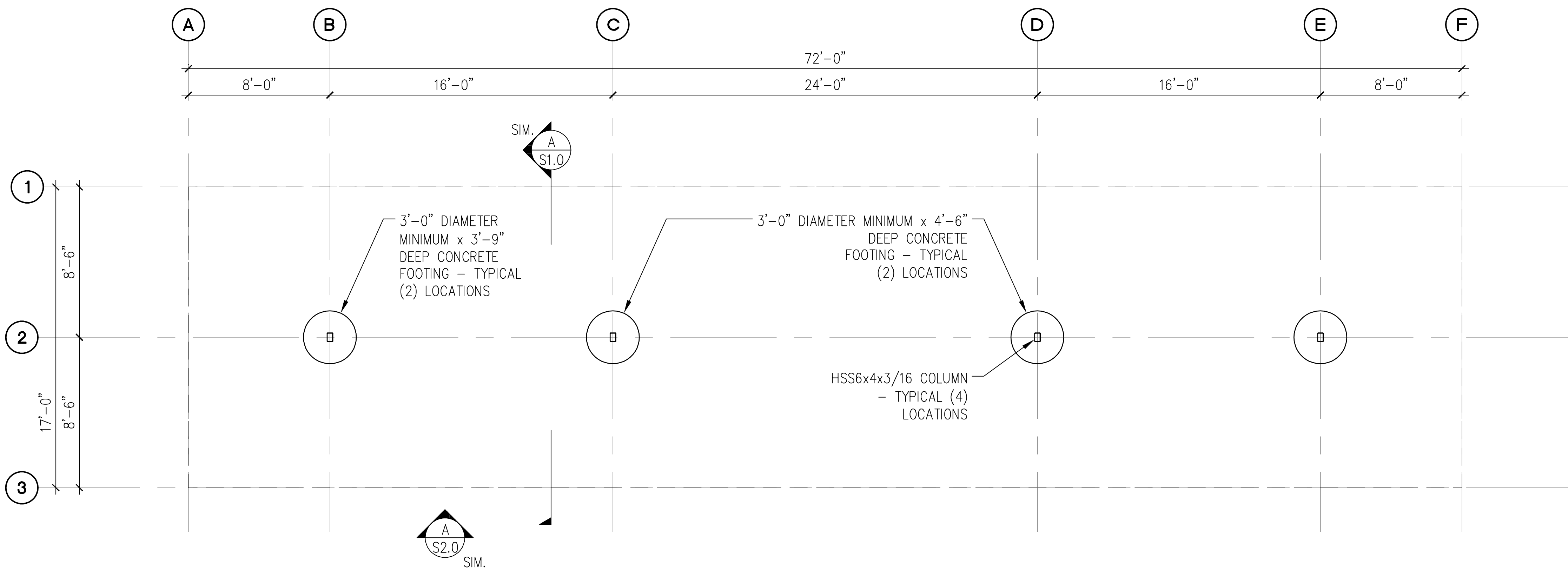


B 9-STALL WITH LONG SPAN TYPE 1 CARPORT ROOF FRAMING PLAN
SCALE: 1/8" = 1'-0"

- NOTES:**
- SEE STRUCTURAL NOTES ON SHEET 1.0.
 - VERIFY ALL DIMENSIONS PRIOR TO PROCEEDING WITH CONSTRUCTION.
 - SEE SHEET S2.0 FOR ADDITIONAL INFORMATION.
 - BAY DIMENSIONS ARE MAXIMUMS - IT IS STRUCTURALLY ACCEPTABLE TO USE SMALLER DIMENSIONS.
 - PROVIDE 8'-2" CLEAR HEIGHT AT VAN ACCESSIBLE CARPORTS.
 - CARPORTS #9, #10



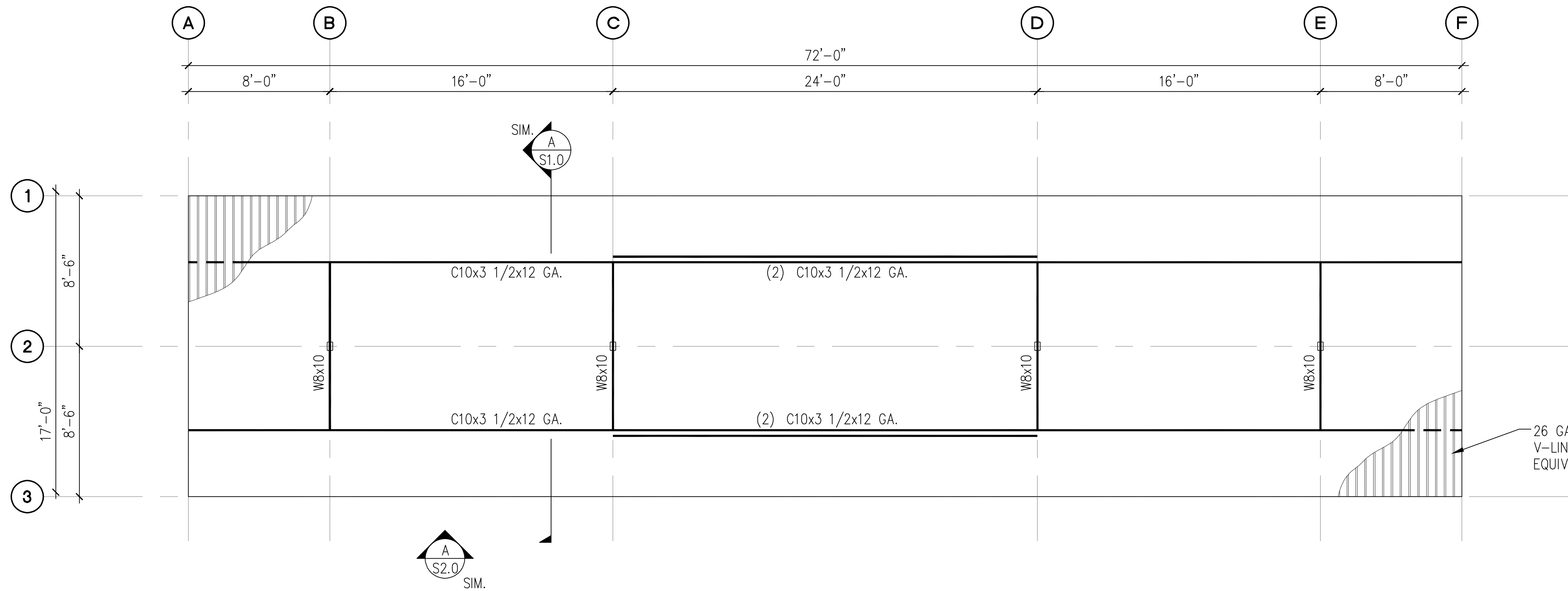
PROJECT EAST TOWN CROSSING CARPORTS PIONEER WAY E PUYALLUP, WA 98371		PREPARED FOR CARPORTS OF WASHINGTON P.O. BOX 2389 BUCKLEY, WASHINGTON 98321		PREPARED BY sh sitts & hill CIVIL STRUCTURAL SURVEY 4815 CENTER STREET TACOMA, WA. 98409 PHONE: (253) 474-9449 FAX: (253) 474-0153 http://www.sittshill.com/		APPROVALS DESIGNED: JPR DRAWN: JPR CHECKED: CJT DATE: 02/13/25 SCALE: AS NOTED		SHEET NO. S12.0 PROJECT NO. 20,822	
---	--	---	--	--	--	---	--	---	--




A

9-STALL WITH LONG SPAN TYPE 2 CARPORT FOUNDATION PLAN

SCALE: 1/8" = 1'-0"



- NOTES:
- SEE STRUCTURAL NOTES ON SHEET 1.0.
 - VERIFY ALL DIMENSIONS PRIOR TO PROCEEDING WITH CONSTRUCTION.
 - SEE SHEET S2.0 FOR ADDITIONAL INFORMATION.
 - BAY DIMENSIONS ARE MAXIMUMS - IT IS STRUCTURALLY ACCEPTABLE TO USE SMALLER DIMENSIONS.
 - CARPORT #12



B

9-STALL WITH LONG SPAN TYPE 2 CARPORT ROOF FRAMING PLAN

SCALE: 1/8" = 1'-0"

PROJECT EAST TOWN CROSSING CARPORTS PIONEER WAY E PUYALLUP, WA 98371		PREPARED FOR CARPORTS OF WASHINGTON P.O. BOX 2389 BUCKLEY, WASHINGTON 98321		PREPARED BY sh sitts&hill CIVIL STRUCTURAL SURVEY 4815 CENTER STREET TACOMA, WA. 98409 PHONE: (253) 474-9449 FAX: (253) 474-0153 http://www.sittshill.com/		APPROVALS DESIGNED JPR DRAWN JPR CHECKED CJT DATE 02/13/25 SCALE AS NOTED		SHEET NO. S13.0 PROJECT NO. 20,822	
--	--	--	--	---	--	--	--	---	--

O:\20800\20822\Drawings\20822 - S14.0 - 8-STALL.dwg last edited: 05/21/25 8:03am by: RagundinJ

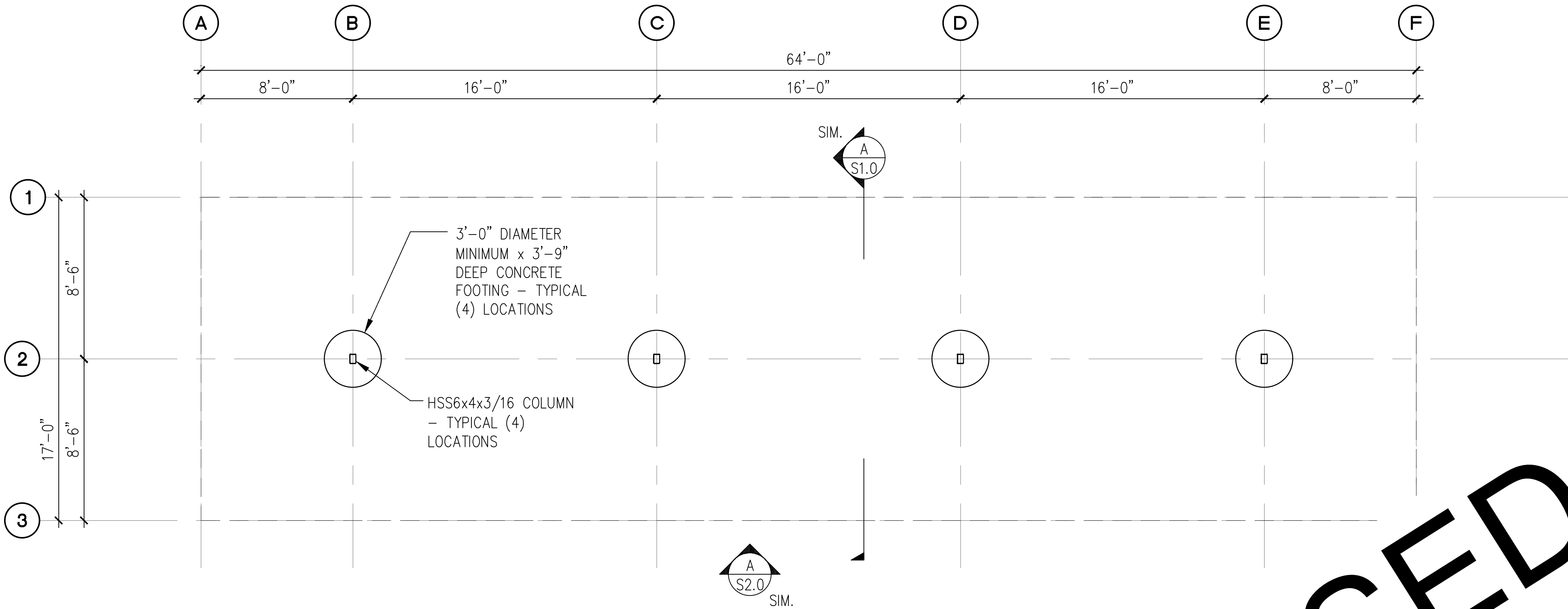
AS REV. ON DRAWING:

SUBJECT OF REVISION:
COORDINATION

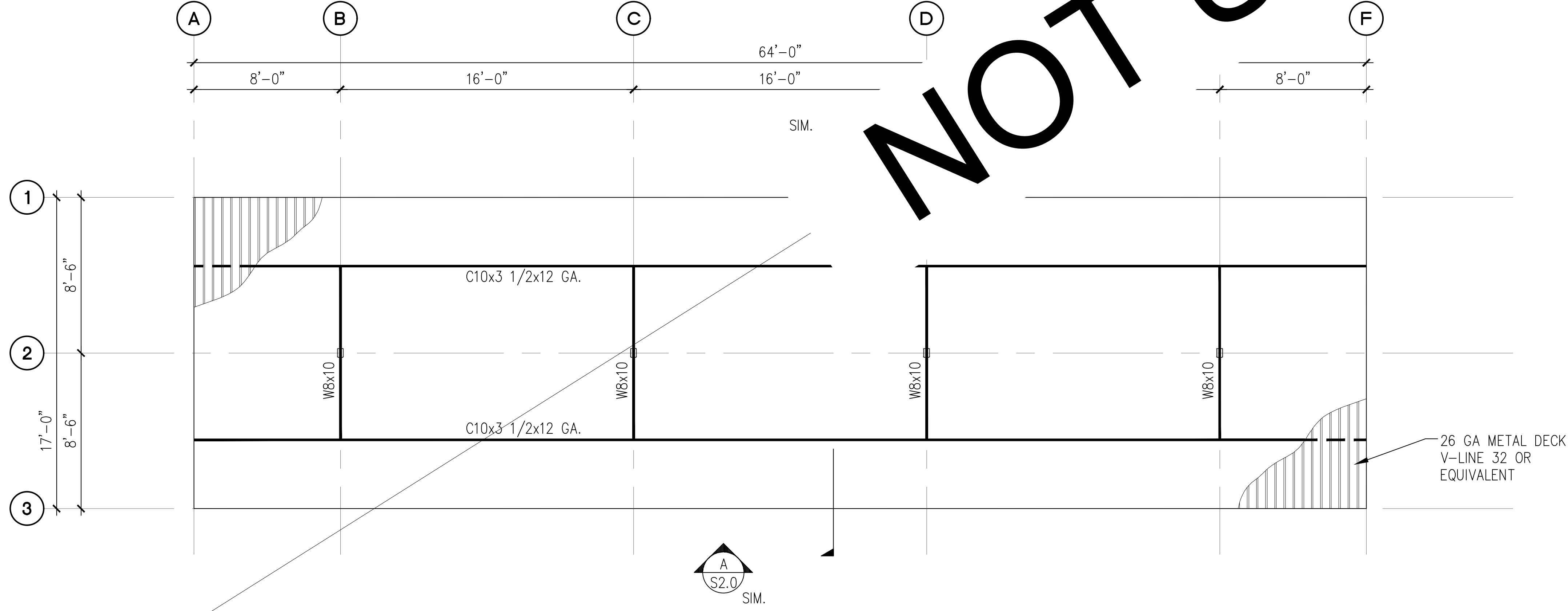
REVISION #:
1

DATE:
05/20/2025

TYPE:



A 8-STALL CARPORT FOUNDATION PLAN
SCALE: 1/8" = 1'-0"



B 8-STALL CARPORT ROOF FRAMING PLAN
SCALE: 1/8" = 1'-0"

NOTES:

1. SEE STRUCTURAL NOTES ON SHEET 1.0.
2. VERIFY ALL DIMENSIONS PRIOR TO PROCEEDING WITH CONSTRUCTION.
3. SEE SHEET S2.0 FOR ADDITIONAL INFORMATION.
4. BAY DIMENSIONS ARE MAXIMUMS - IT IS STRUCTURALLY ACCEPTABLE TO USE SMALLER DIMENSIONS.



PROJECT
**EAST TOWN CROSSING
CARPORTS**
PIONEER WAY E PUYALLUP, WA 98371

SHEET TITLE
**8-STALL
FOUNDATION AND FRAMING
PLANS**

PREPARED FOR
CARPORTS OF WASHINGTON
P.O. BOX 2389
BUCKLEY, WASHINGTON 98321

PREPARED BY
sh sits & hill
CIVIL | STRUCTURAL | SURVEY
4815 CENTER STREET | TACOMA, WA. 98409
PHONE: (253) 474-9449 | FAX: (253) 474-0153
<http://www.sittshill.com/>

APPROVALS
DESIGNED JPR
DRAWN JPR
CHECKED CJT
DATE 05/20/25
SCALE AS NOTED

SHEET NO.
S14.0
PROJECT NO.
20,822

PRCP20250906