

ADD AND RELOCATE FIRE SPRINKLERS AS REQUIRED FOR  
TENANT IMPROVEMENT. ALL UPRIGHT HEADS LEFT EXPOSED  
TO BE UPGRADED TO QUICK RESPONSE SRPINKLERS

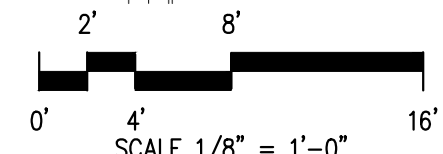
Approval of submitted plans is not an approval of omissions or oversight by this office or noncompliance with any applicable regulations of local government. The contractor is responsible for making sure that the building complies with all applicable building codes and regulations of the local government.

A grid showing the types of permits issued by the City of Puyallup. The grid has two columns and three rows. The first column contains 'Building', 'Engineering', and 'Fire'. The second column contains 'Planning', 'Public Works', and 'Traffic'. The grid is titled 'City of Puyallup Development & Permitting Services ISSUED PERMIT'.




NOT TO SCALE

## KEY PLAN





## KEY PLAN

1.  = EXISTING UPRIGHT OR PENDENT TO BE PLUGGED.
  2.  = EXISTING SPRIG UP W/ 1" PLUG DOWN SPRINKLER TO REMAIN
  3.  = EXISTING PENDENT SPRINKLER TO REMAIN.
  4.  = DASHED LINES INDICATE EXISTING FIRE SPRINKLER PIPING.
- ALL PIPE TO BE 2" BLK SCH-10 U.N.O.
- SEE HANGER DETAIL FOR TYPICAL HANGERS.
- ALL FLEXHEADS TO BE 1/2"x48".
- ALL DROPPED CEILINGS TO BE 10'-0" AFF U.N.O.