



GENERAL STRUCTURAL NOTES

BUILDING CODE:

2021 EDITION OF THE INTERNATIONAL BUILDING CODE (IBC) SHALL BE USED AND SUPPLEMENTED WITH (ASCE) 7-16.

BUILDING CODE REFERENCES:

ALL CODE REFERENCES HEREFTER SHALL CORRESPOND TO THE FOLLOWING EDITIONS, U.N.O.:

MATERIAL	CODE EDITION
CONCRETE	BUILDING CODE REQUIREMENTS FOR STRUCTURAL CONCRETE AND COMMENTARY, (ACI 318)-19.
REINFORCING STEEL	2004 ACI DETAILING MANUAL (ACI SP-66). 15TH EDITION OF (AISC) STEEL CONSTRUCTION MANUAL.
WELDING	STRUCTURAL WELDING CODE - STEEL, (AWS) D1.1-20.
LIGHT GAGE STEEL	2016 (AIS) NORTH AMERICAN SPECIFICATION FOR THE DESIGN OF COLD-FORMED STEEL STRUCTURAL MEMBERS WITH SUPPLEMENT 2.

LOADS:

RISK CATEGORY = II

DESIGN DATA:

ROOF DEAD LOAD AT CARPORTS	
DL ROOFING AND TRIM	1.03 PSF
DL FOR PURLINS	SELF WEIGHT
ROOF SNOW LOAD	25 PSF

WIND:

THE WIND LOADS ARE DETERMINED IN ACCORDANCE WITH ASCE 7-16:

BASIC WIND SPEED V:	110 MPH
EXPOSURE CATEGORY:	C
WIND IMPORTANCE FACTOR:	1.0

SEISMIC:

IMPORTANCE FACTOR Ie = 1.0  
LATITUDE = 47.213645; LONGITUDE =-122.365315  
Ss = 1.308, S1 = 0.451, SEISMIC SITE CLASS = D  
Sds = 1.047, Sd1 = 0.834, SEISMIC DESIGN CATEGORY = D  
RW = 1.25 STEEL ORDINARY CANTILEVERED COLUMNS  
CS = 0.838

FOUNDATION:

GROUND TO BE SW, SP, SM, SC GM & GC PER IBC TABLE 1806.2  
ALLOWABLE SOIL: BEARING CAPACITY (DL+LL): 2,000 PSF

CONTRACTOR SHALL VERIFY SOIL CONDITION PRIOR TO PROCEEDING WITH CONSTRUCTION

CONCRETE:

MINIMUM COMPRESSIVE STRENGTH OF CONCRETE SHALL BE 3,000 PSI TO COMPLY WITH EXPOSURE REQUIREMENT OF IBC TABLE 1904.1. STRUCTURAL DESIGN IS BASED ON f'c OF 2,500 PSI. PER IBC 1705.3, NO SPECIAL INSPECTION IS REQUIRED.

ALL CONCRETE CONSTRUCTION SHALL CONFORM TO ACI. MAXIMUM WATER/CEMENT RATIO (W/C) SHALL BE 0.55. PROVIDE AIR ENTRAINMENT (5% ± 1%) IN CONCRETE EXPOSED TO FREEZE-THAW ACTION.

STRUCTURAL STEEL:

STRUCTURAL STEEL MATERIALS, FABRICATION AND ERECTION SHALL CONFORM TO CURRENT AISC STEEL CONSTRUCTION MANUAL IN ACCORDANCE TO IBC CHAPTER 22. PAINT ALL STRUCTURAL STEEL EXPOSED TO WEATHER UNLESS NOTED OTHERWISE ON DRAWINGS.

MATERIAL SPECIFICATION, UNLESS NOTED OTHERWISE:	
STRUCTURAL SHAPES:	ASTM A992 GRADE 50
BARS AND PLATES:	ASTM A36
STRUCTURAL TUBING/HSS:	ASTM A500, GRADE B (FY = 46 KSI)
BOLTS:	ASTM A307
FLAT; BEVELED WASHERS:	ASTM F436
DIRECT-TENSION WASHERS:	ASTM F959
FILLER METAL:	E70XX ELECTRODES, ALL WELDS SHALL BE SINGLE PASS 3/16" UNLESS NOTED OTHERWISE
COLD FORMED SHAPES:	ASTM A653, FY = 50 KSI
ROOF METAL DECK:	ASTM A792, FY = 80 KSI

SCREW FASTENERS:

SELF DRILLING AND SELF-TAPPING SCREWS SHALL BE #12-14 TEK SCREWS OR APPROVED EQUAL AND SHALL CONFORM TO ASTM A545 OR SAEJ78. SAEJ93 OR ANSI/ASMEB18.6.4.

ROOFING:

1 3/8" PROFILE x 26 GA ROOF DECK (V-LINE 32) OR EQUIVALENT WITH #12-14 TEK SCREWS AT 9" O.C. UNLESS NOTED OTHERWISE OR (4) SCREWS PER 32" WIDE PANEL @ EACH SUPPORT

ROOFING IS V-LINE 32 - 26 GA

GAUGE	WT.	S+	I+	S-	I-
	(IBS/FT2)	(IN3/FT)	(IN4/FT)	(IN3/FT)	(IN4/FT)
26	0.91	0.0847	0.0619	0.0833	0.0619

PURLINS:

ALL PURLINS ARE ASTM A653 CEE 10 X 3 1/2 X 12 GAUGE UNLESS NOTED OTHERWISE, WITH THE FOLLOWING MINIMUM GROSS PROPERTIES:

GAUGE	DEPTH	FLANGE	LIP	SX	IX	Fy
	(IN)	(IN)	(IN)	(IN3)	(IN4)	(KSI)
12	10.00	3.5	1.0	5.63	28.148	50

GENERAL:

THE STRUCTURAL CONSTRUCTION DOCUMENTS REPRESENT THE FINISHED STRUCTURE. THEY DO NOT INDICATE THE METHOD OF CONSTRUCTION. THE CONTRACTOR SHALL PROVIDE ALL MEASURES NECESSARY TO PROTECT THE STRUCTURE DURING CONSTRUCTION. SUCH MEASURES SHALL INCLUDE, BUT ARE NOT LIMITED TO BRACING AND SHORING FOR LOADS DUE TO CONSTRUCTION EQUIPMENT, ETC. THE STRUCTURAL ENGINEER SHALL NOT BE RESPONSIBLE FOR THE CONTRACTOR'S MEANS, METHODS, TECHNIQUES, SEQUENCES OR PROCEDURE OF CONSTRUCTION, OR THE SAFETY PRECAUTIONS AND THE PROGRAMS INCIDENT THERETO (NOR SHALL OBSERVATION VISITS TO THE SITE INCLUDE INSPECTION OF THESE ITEMS).

CONSTRUCTION MATERIALS SHALL BE SPREAD OUT IF PLACED ON FRAMED CONSTRUCTION. LOAD SHALL NOT EXCEED THE DESIGN LIVE LOAD PER SQUARE FOOT.

WHERE REFERENCE IS MADE TO VARIOUS TEST STANDARDS OR MATERIALS, SUCH STANDARDS SHALL BE THE LATEST EDITION AND/OR ADDENDA.

ESTABLISH AND VERIFY ALL OPENINGS AND INSERTS FOR MECHANICAL, PLUMBING AND ELECTRICAL WITH APPROPRIATE TRADES, DRAWINGS AND SUBCONTRACTORS PRIOR TO CONSTRUCTION.

OPTIONS ARE FOR CONTRACTOR'S CONVENIENCE. IF AN OPTION IS CHOSEN, CONTRACTOR SHALL BE RESPONSIBLE FOR ALL NECESSARY CHANGES AND SHALL COORDINATE ALL DETAILS.

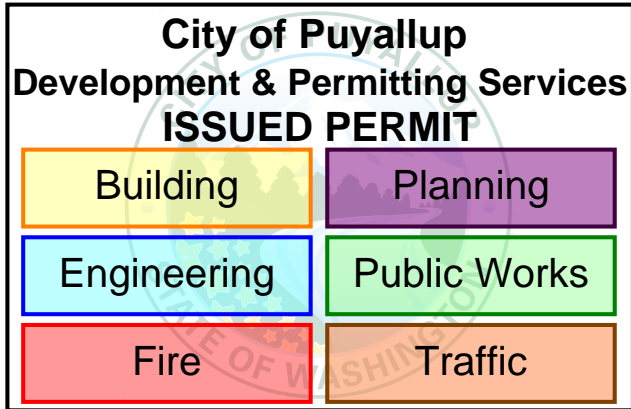
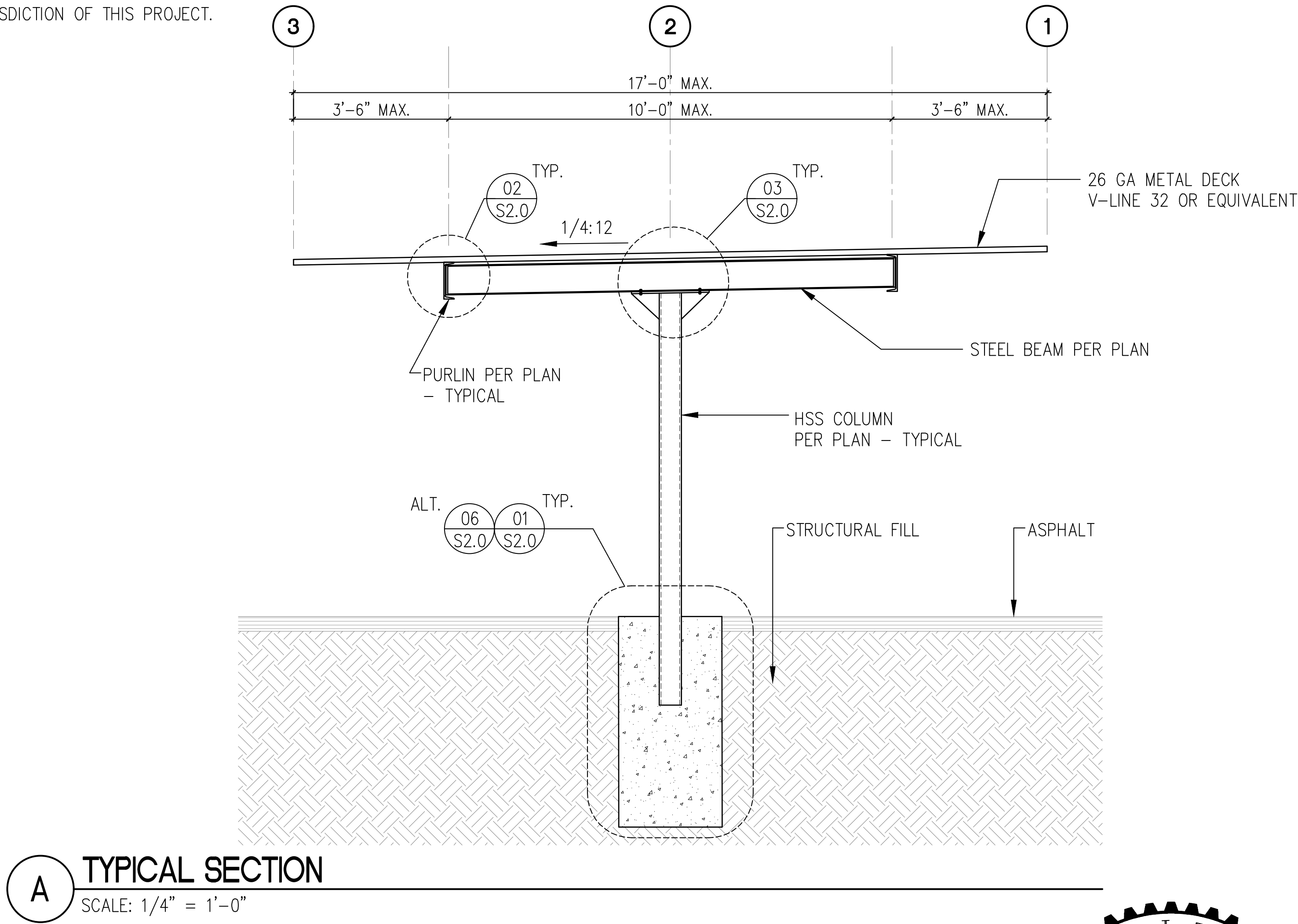
NOTES AND DETAILS ON DRAWINGS SHALL TAKE PRECEDENCE OVER GENERAL STRUCTURAL NOTES AND TYPICAL DETAILS. WHERE NO DETAILS ARE SHOWN, CONSTRUCTION SHALL CONFORM TO SIMILAR WORK ON THE PROJECT.

CONTRACTOR SHALL BE RESPONSIBLE FOR VERIFICATION OF ALL DIMENSIONS WITH OWNER PRIOR TO START OF CONSTRUCTION. RESOLVE ANY DISCREPANCY WITH THE OWNER.

TYPICAL DETAILS MAY NOT NECESSARILY BE CUT ON PLANS, BUT APPLY, U.N.O.

WHERE DISCREPANCIES OCCUR BETWEEN PLANS, DETAILS, GENERAL STRUCTURAL NOTES AND/OR SPECIFICATIONS, THE GREATER REQUIREMENTS SHALL GOVERN.

ANY ENGINEERING DESIGN, PROVIDED BY OTHERS AND SUBMITTED FOR REVIEW, SHALL BEAR THE SEAL OF A REGISTERED ENGINEER RECOGNIZED BY THE BUILDING CODE JURISDICTION OF THIS PROJECT.

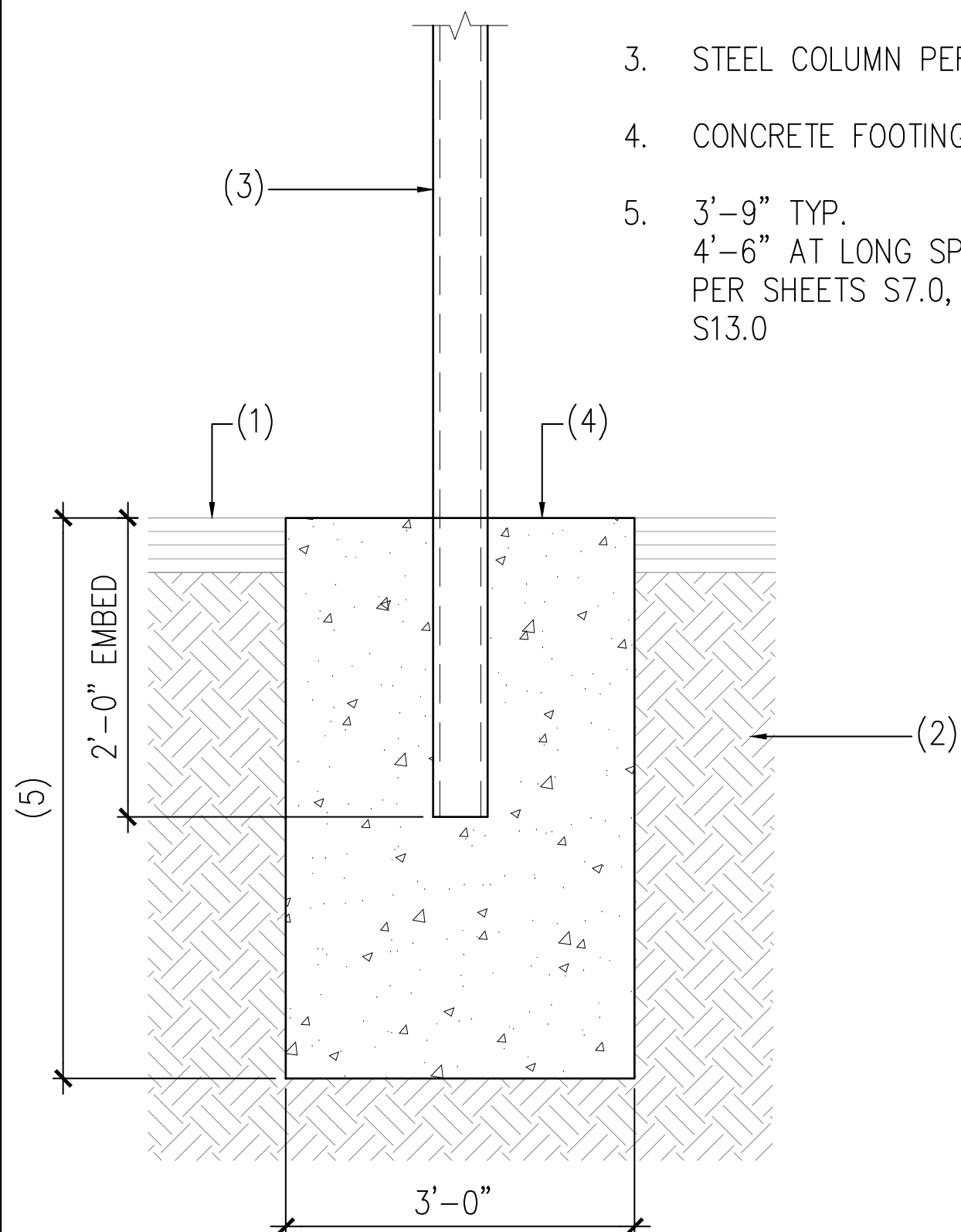


PROJECT EAST TOWN CROSSING CARPORTS PIONEER WAY E PUYALLUP, WA 98371	PREPARED FOR CARPORTS OF WASHINGTON P.O. BOX 2389 BUCKLEY, WASHINGTON 98321	PREPARED BY  <b>sitts &amp; hill</b> CIVIL   STRUCTURAL   SURVEY 4815 CENTER STREET   TACOMA, WA. 98409 PHONE: (253) 474-9449   FAX: (253) 474-0153 <a href="http://www.sittshill.com/">http://www.sittshill.com/</a>	APPROVALS DESIGNED JPR DRAWN JPR CHECKED CJT DATE 02/10/25 SCALE AS NOTED	SHEET NO. S1.0 PROJECT NO. 20,822
---	--	---	--	--

Q:\20800\20822\Drawings\20822 - S2.0 - D&E.dwg last edited: 05/20/25 5:08pm by: Roguindin

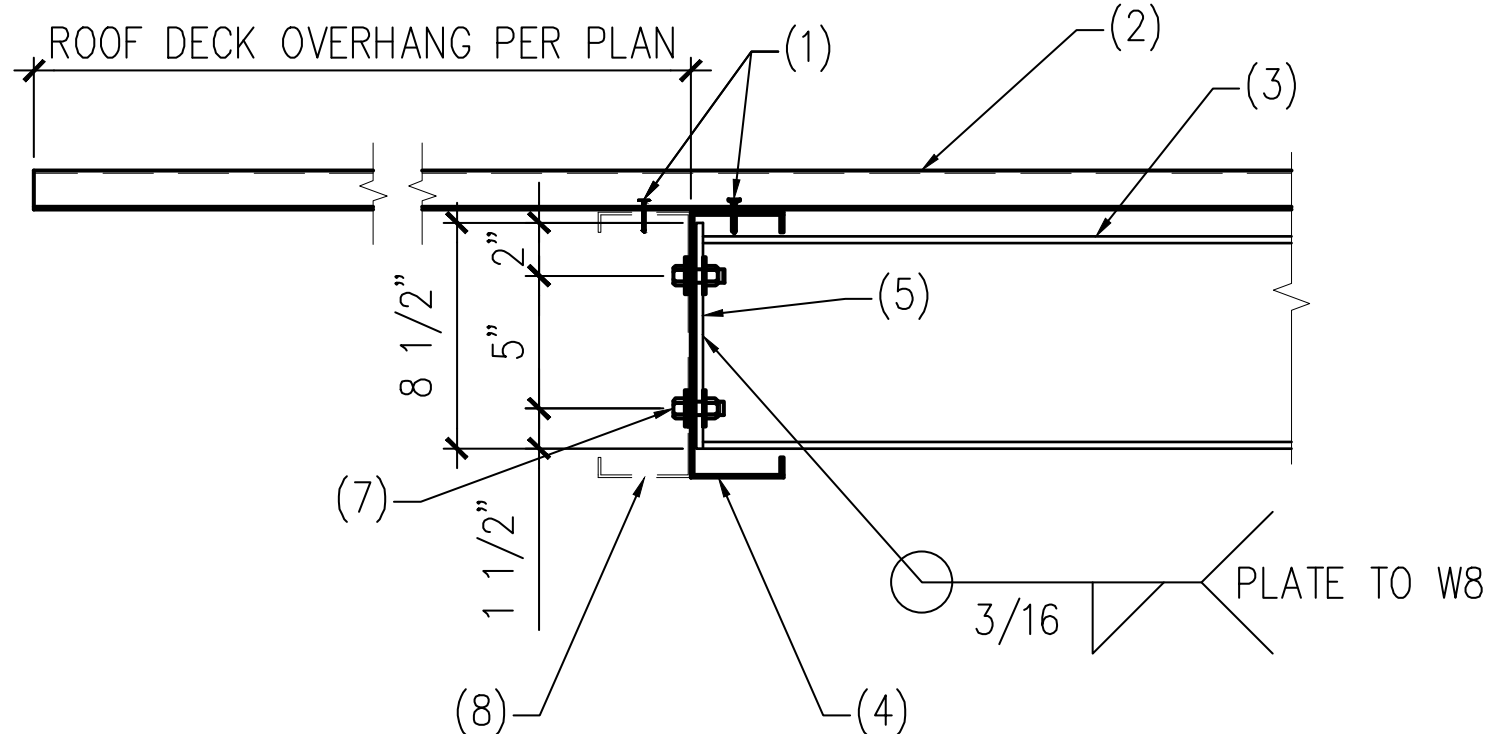
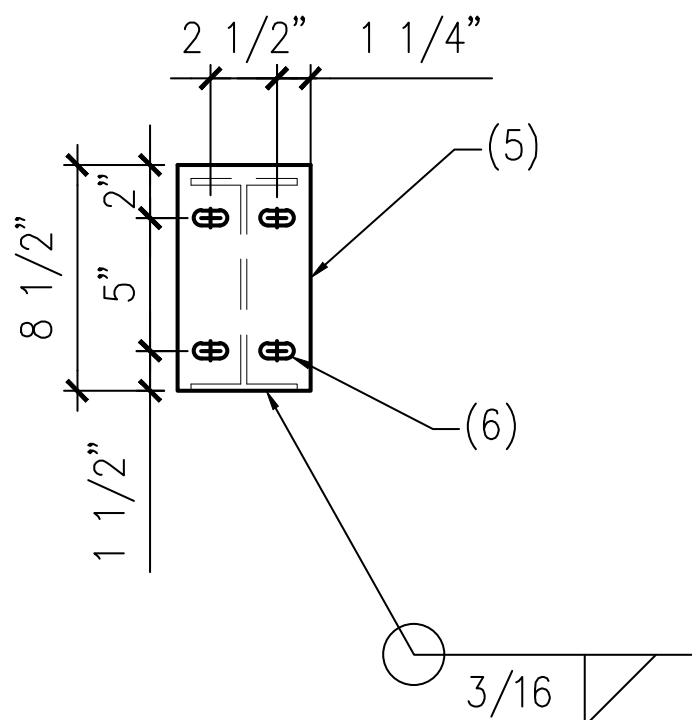
#### NOTES:

1. ASPHALT
2. NATIVE SOIL OR STRUCTURAL FILL
3. STEEL COLUMN PER PLAN
4. CONCRETE FOOTING PER PLAN
5. 3'-9" TYP.  
4'-6" AT LONG SPAN  
PER SHEETS S7.0, S11.0, S12.0,  
S13.0



#### NOTES:

1. #12-14 TEK SCREWS PER  
DETAIL 4
2. DECKING PER PLAN
3. STEEL BEAM PER PLAN
4. PURLIN PER PLAN
5. 5"x8 1/2"x1/4" A36 STEEL  
PLATE
6. (4) 9/16" x 11/16"  
SLOTTED HOLES WITH 1/2"  
DIAMETER BOLTS
7. (4) 1/2" DIAMETER BOLTS
8. EXTRA PURLIN PER PLANS - ATTACH  
DECKING TO EACH PURLIN AND ATTACH  
PURLINS TOGETHER WITH (2) #12 SCREWS  
AT 24" O.C.



AS REV. ON DRAWING:

SUBJECT OF REVISION:  
COORDINATION

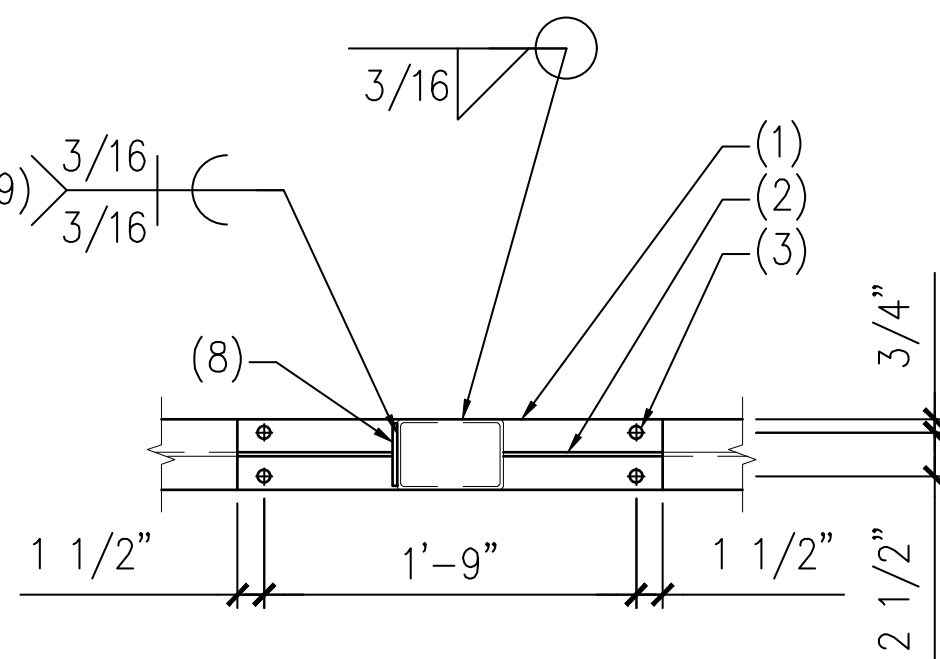
REVISION #:  
1

DATE:  
05/20/25

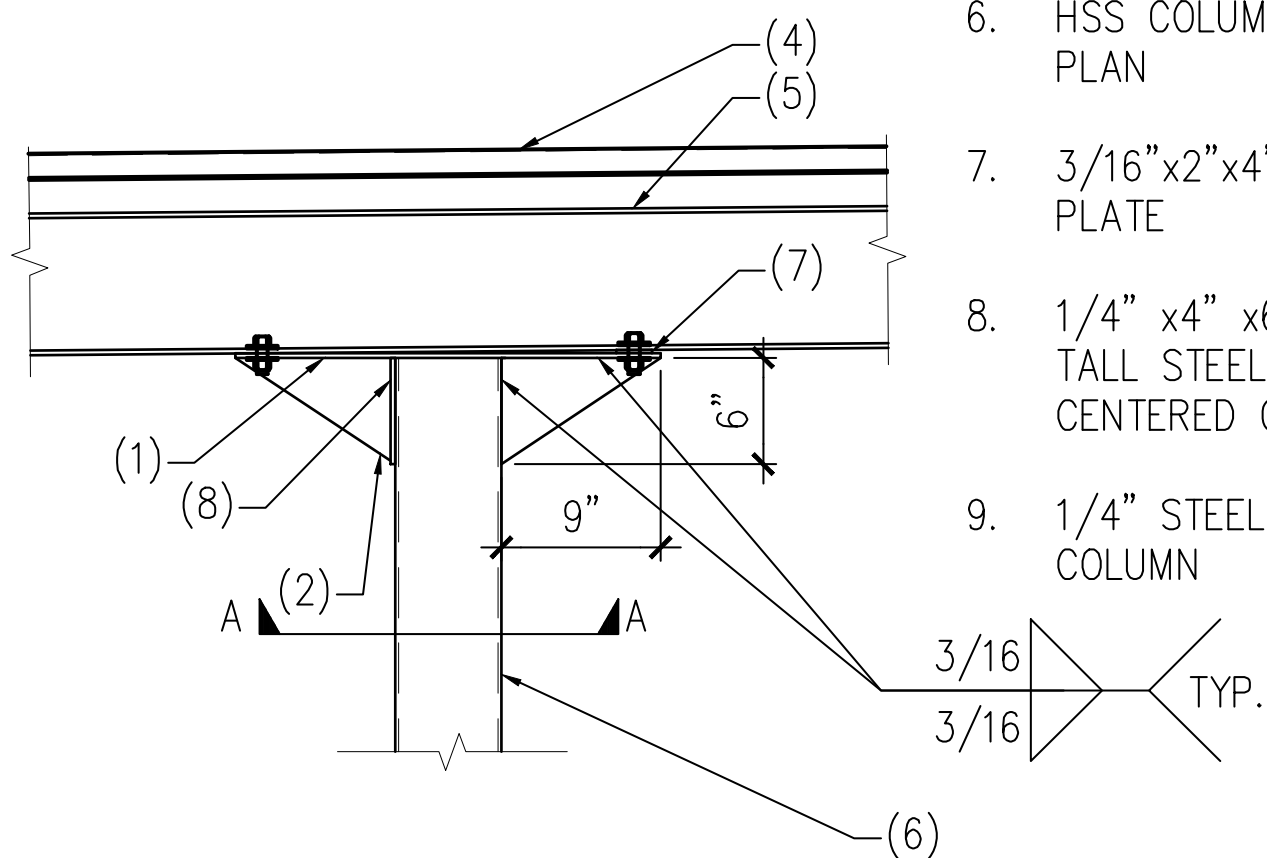
TYPE:

#### NOTES:

1. 3/8"x4"x24" STEEL  
CAP PLATE WITH (4)  
5/8" DIAMETER BOLTS  
WITH NUTS AND  
WASHERS
2. 1/4"x6"x9" STIFFENER  
PLATE EACH SIDE OF  
COLUMN
3. (4) STANDARD  
DIAMETER HOLES
4. METAL DECKING PER  
PLAN
5. STEEL BEAM PER  
DETAIL 5
6. HSS COLUMN PER  
PLAN
7. 3/16"x2"x4" SHIM  
PLATE
8. 1/4" x4" x6 1/4"  
TALL STEEL PLATE -  
CENTERED ON POST
9. 1/4" STEEL PLATE TO  
COLUMN

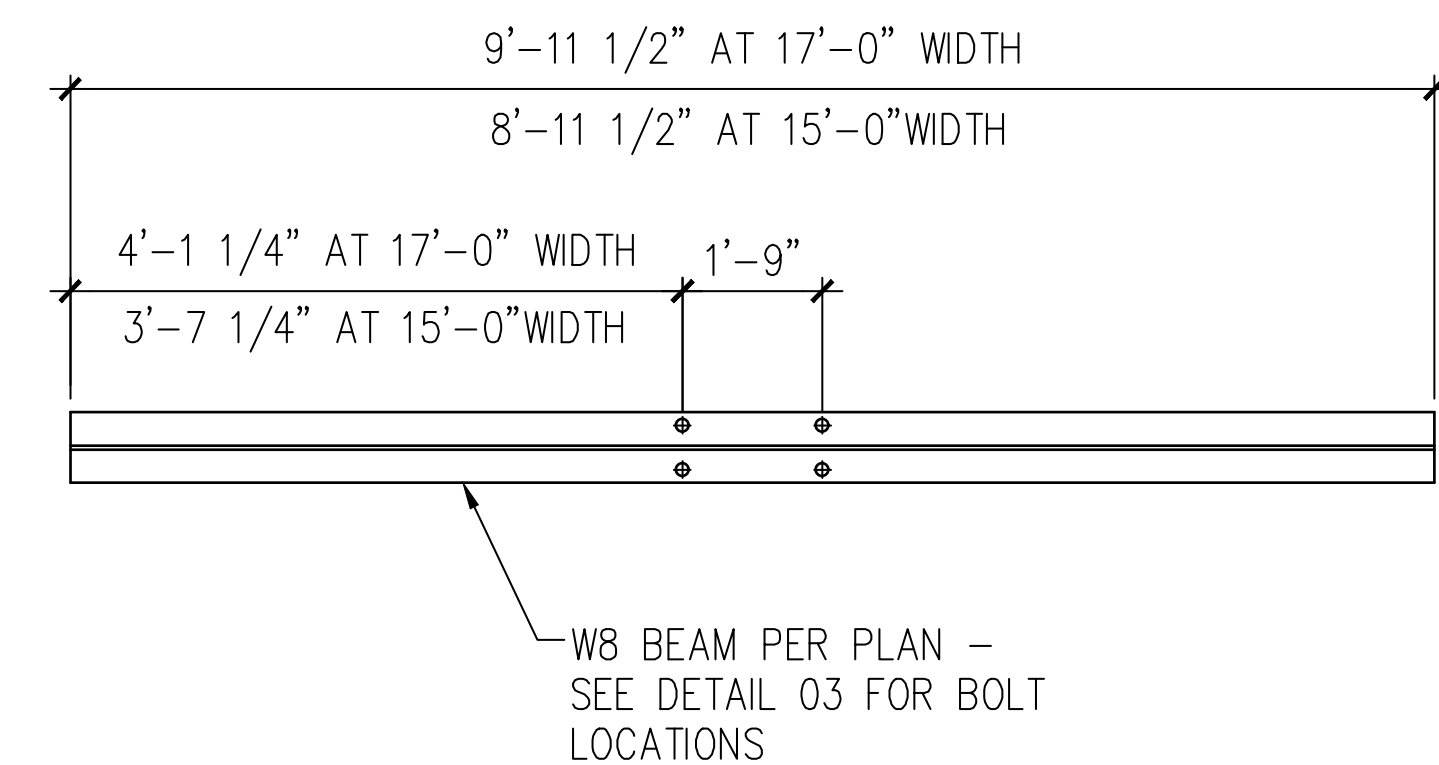


SECTION A-A



#### 04 ROOF SCREW PATTERN

SCALE: N.T.S.



#### 01 TYPICAL COLUMN FOOTING

SCALE: N.T.S.

#### 02 BEAM TO PURLIN CONNECTION

SCALE: N.T.S.

#### 03 BEAM TO COLUMN CONNECTION

SCALE: N.T.S.

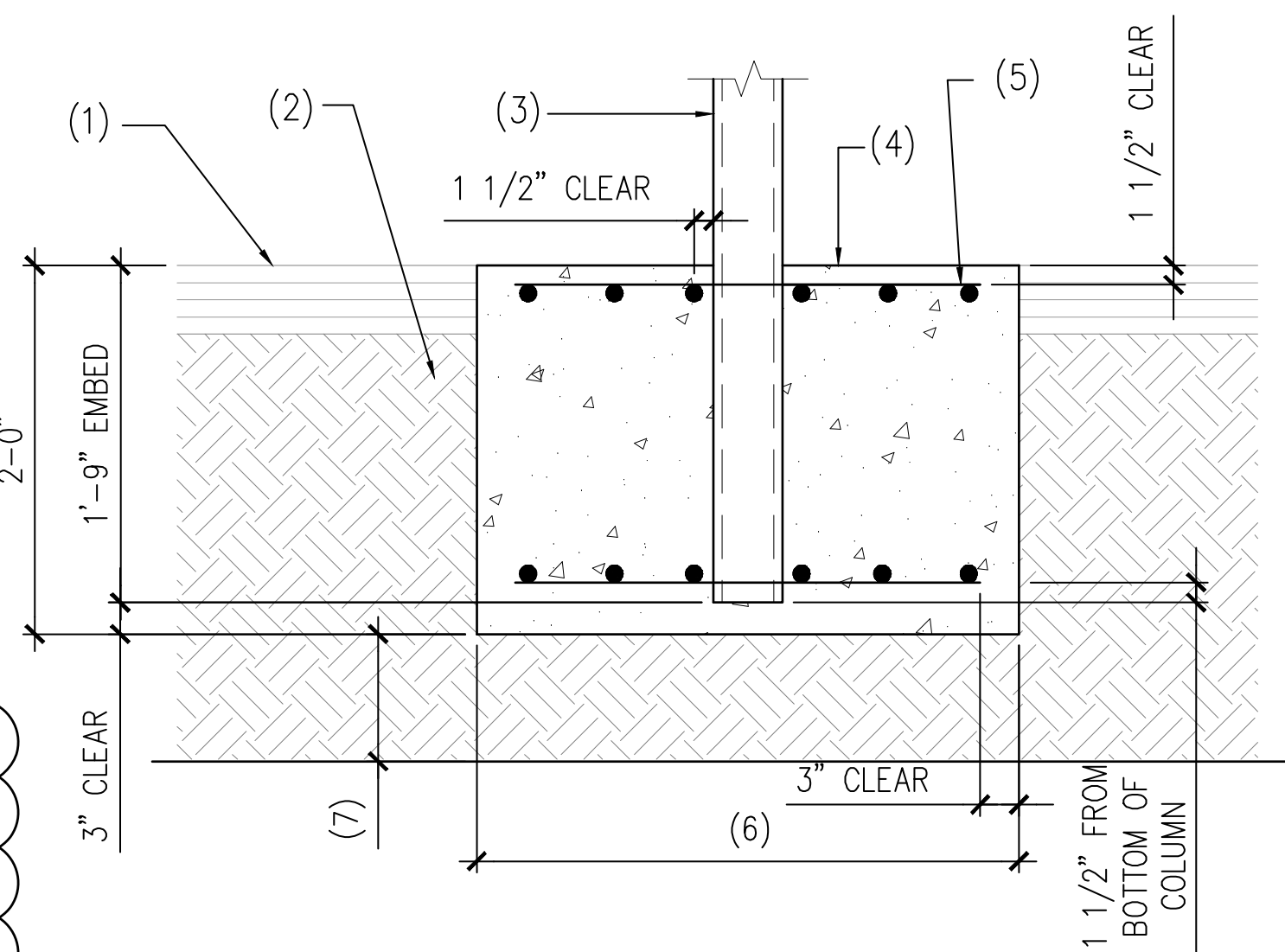
#### 05 W8 RAFTER LAYOUT

SCALE: N.T.S.

#### NOTES:

1. SEE STRUCTURAL NOTES ON SHEET S1.0
2. VERIFY ALL DIMENSIONS PRIOR TO  
PROCEEDING WITH CONSTRUCTION
3. BAY DIMENSIONS ARE MAXIMUMS - IT IS  
STRUCTURALLY ACCEPTABLE TO USE  
SMALLER DIMENSIONS
4. PROVIDE HEIGHT PER TABLE
5. SEE TABLE BELOW FOR SHEET SHOWING  
ASSOCIATED STALL CONFIGURATION:

CONFIGURATION	SHEET #	CLR. HEIGHT
4-STALL TYPE 1	S3.0	7'-2"
4-STALL TYPE 2	S4.0	7'-2"
4-STALL TYPE 3	S5.0	7'-2"
4-STALL TYPE 4	S6.0	7'-2"
4-STALL LONG SPAN	S7.0	8'-2"
5-STALL	S8.0	7'-2"
6-STALL TYPE 1	S9.0	7'-2"
6-STALL TYPE 2	S10.0	7'-2"
6-STALL LONG SPAN	S11.0	7'-2"
9-STALL LONG TYPE 1	S12.0	8'-2"
9-STALL LONG TYPE 2	S13.0	7'-2"
8-STALL	S14.0	7'-2"

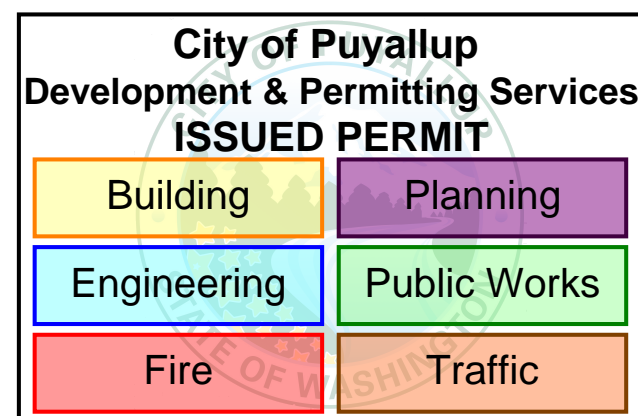


#### 06 ALTERNATE COLUMN FOOTING

SCALE: N.T.S.

#### NOTES:

1. ASPHALT OR CONCRETE AS OCCURS
2. SUBGRADE PER GSN
3. STEEL COLUMN PER PLAN
4. CONCRETE FOOTING
5. PROVIDE MIN. (6) #4 BARS E.W. TOP AND  
BOTTOM - PLACE (1) BAR WITHIN 1 1/2" OF  
EACH SIDE OF THE COLUMN, EACH WAY  
TYPICAL.
6. 4'-6" SQUARE TYPICAL.  
4'-9" SQUARE LONG SPAN
7. UNDERGROUND R-TANK BY OTHERS AT  
6-STALL PER SHEET S9.0. PROVIDE MINIMUM  
12" CLEARANCE FROM BOTTOM OF FOOTING  
TO TOP OF R-TANK SYSTEM.



#### A TYPICAL ELEVATION

SCALE: 1/8" = 1'-0"

PROJECT  
EAST TOWN CROSSING  
CARPORTS  
PIONEER WAY E PUYALLUP, WA 98371

SHEET TITLE  
TYPICAL DETAILS  
AND ELEVATION

PREPARED FOR  
CARPORTS OF WASHINGTON  
P.O. BOX 2389  
BUCKLEY, WASHINGTON 98321

PREPARED BY  
**sh** sits & hill  
CIVIL | STRUCTURAL | SURVEY  
4815 CENTER STREET | TACOMA, WA. 98409  
PHONE: (253) 474-9449 | FAX: (253) 474-0153  
<http://www.sittshill.com/>

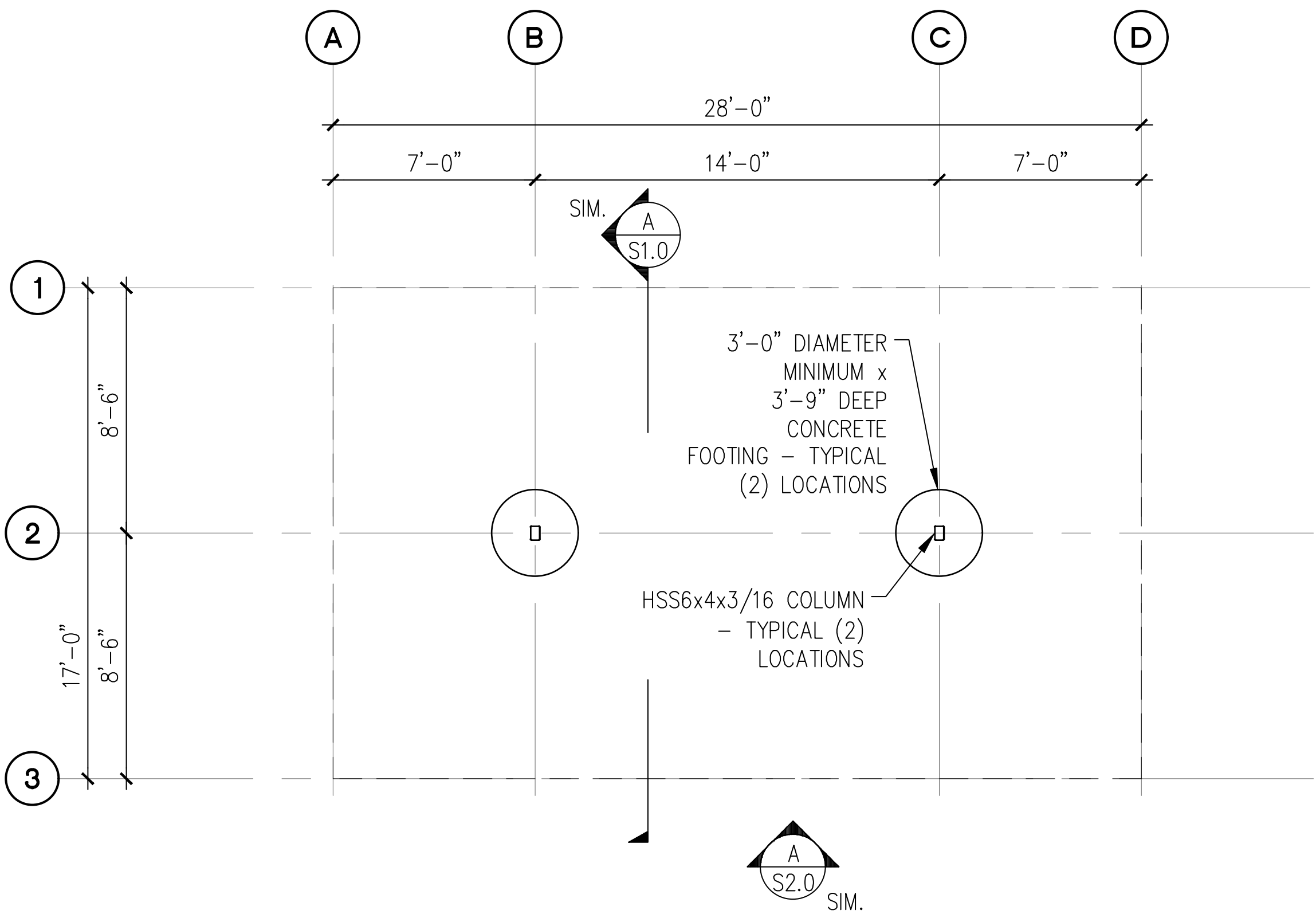
APPROVALS  
DESIGNED JPR  
DRAWN JPR  
CHECKED CJT  
DATE 05/20/2025  
SCALE AS NOTED

SHEET NO.  
S2.0

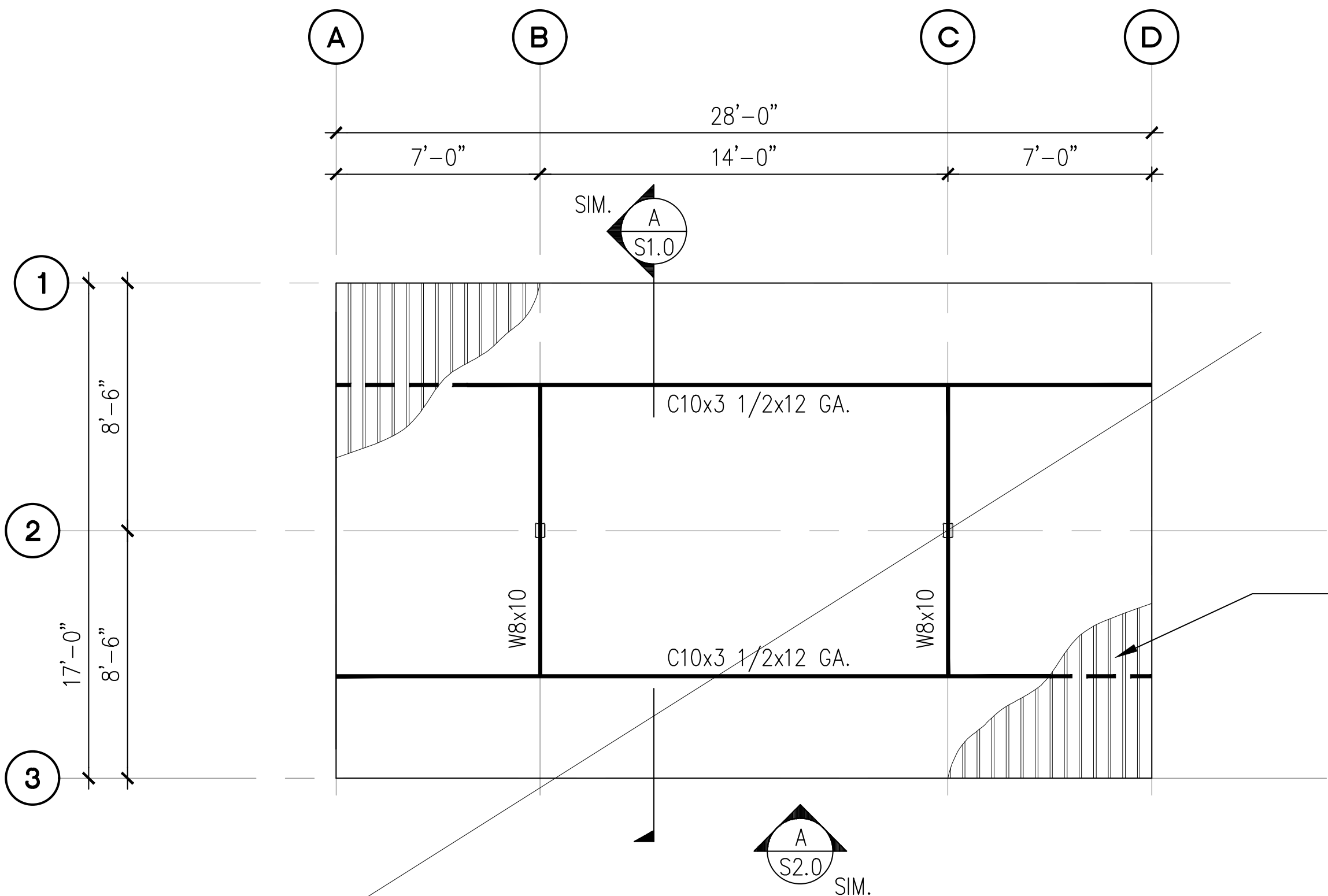
PROJECT NO.

20,822

PRCP20250901




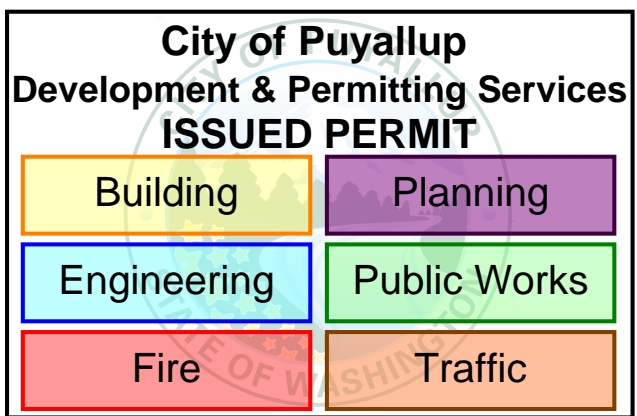
**A 4-STALL TYPE 1 CARPORT FOUNDATION PLAN**  
SCALE: 1/8" = 1'-0"



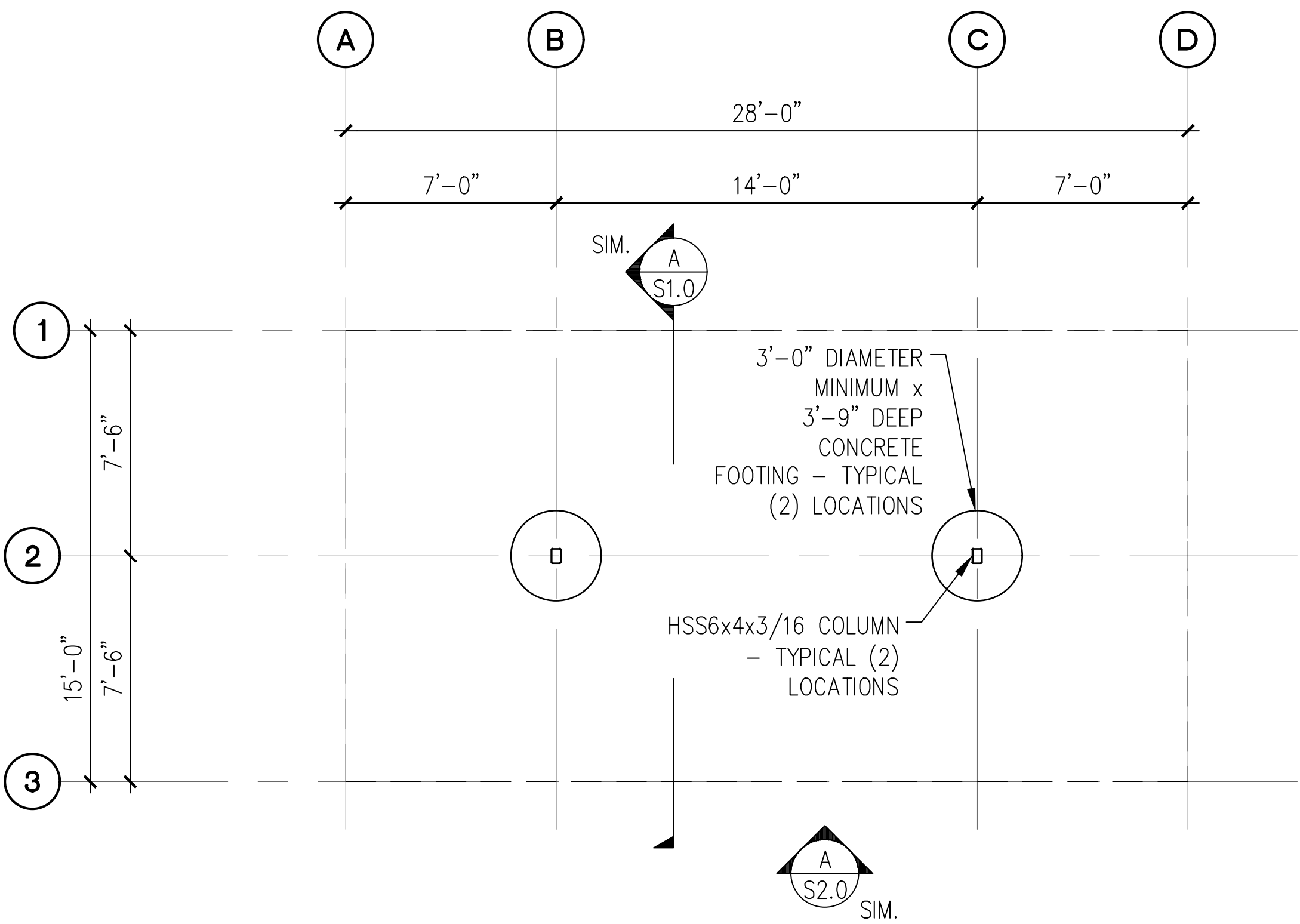
**B 4-STALL TYPE 1 CARPORT ROOF FRAMING PLAN**  
SCALE: 1/8" = 1'-0"

NOT USED

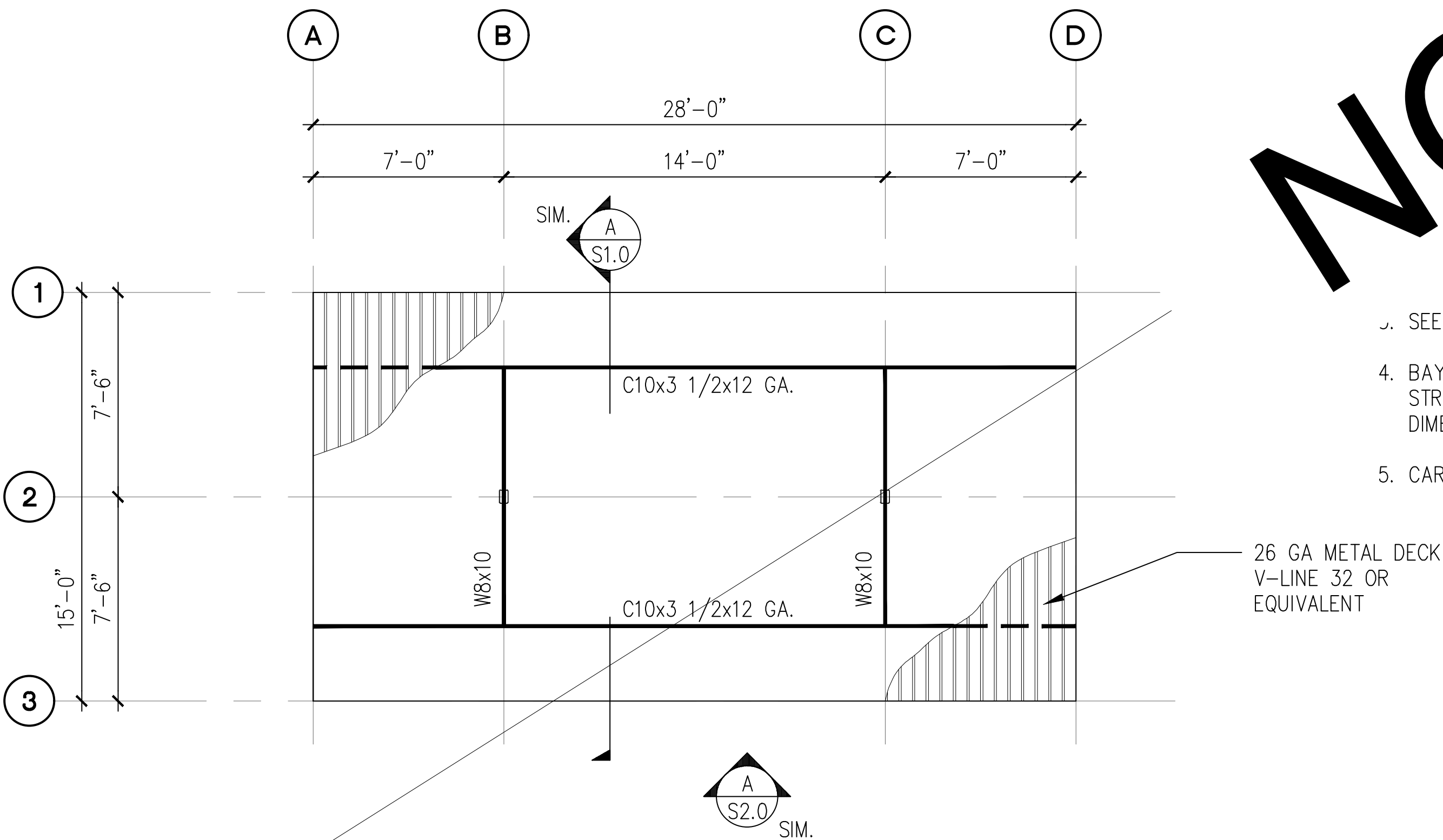
- NOTES ON SHEET 1.0.
1. DIMENSIONS PRIOR TO PROCEEDING CONSTRUCTION.
  2. SEE SHEET S2.0 FOR ADDITIONAL INFORMATION.
  3. BAY DIMENSIONS ARE MAXIMUMS – IT IS STRUCTURALLY ACCEPTABLE TO USE SMALLER DIMENSIONS.
  4. CARPORT #11



PROJECT EAST TOWN CROSSING CARPORTS PIONEER WAY E PUYALLUP, WA 98371		PREPARED FOR CARPORTS OF WASHINGTON P.O. BOX 2389 BUCKLEY, WASHINGTON 98321		PREPARED BY  CIVIL   STRUCTURAL   SURVEY 4815 CENTER STREET   TACOMA, WA. 98409 PHONE: (253) 474-9449   FAX: (253) 474-0153 <a href="http://www.sitts-hill.com/">http://www.sitts-hill.com/</a>		APPROVALS DESIGNED JPR DRAWN JPR CHECKED CJT DATE 02/13/25 SCALE AS NOTED		SHEET NO. S3.0 PROJECT NO. 20,822	
---	--	--	--	---	--	--	--	--	--




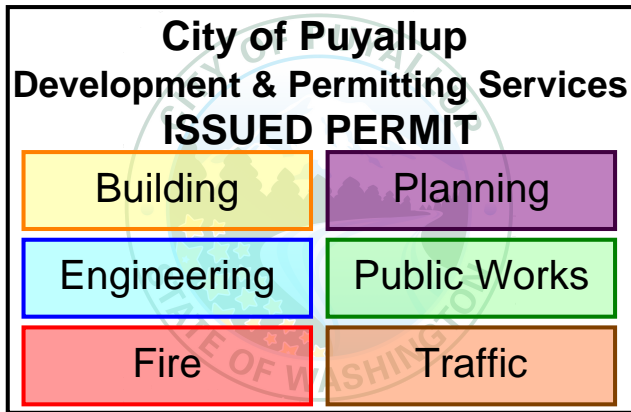
**A 4-STALL TYPE 2 CARPORT FOUNDATION PLAN**  
SCALE: 1/8" = 1'-0"



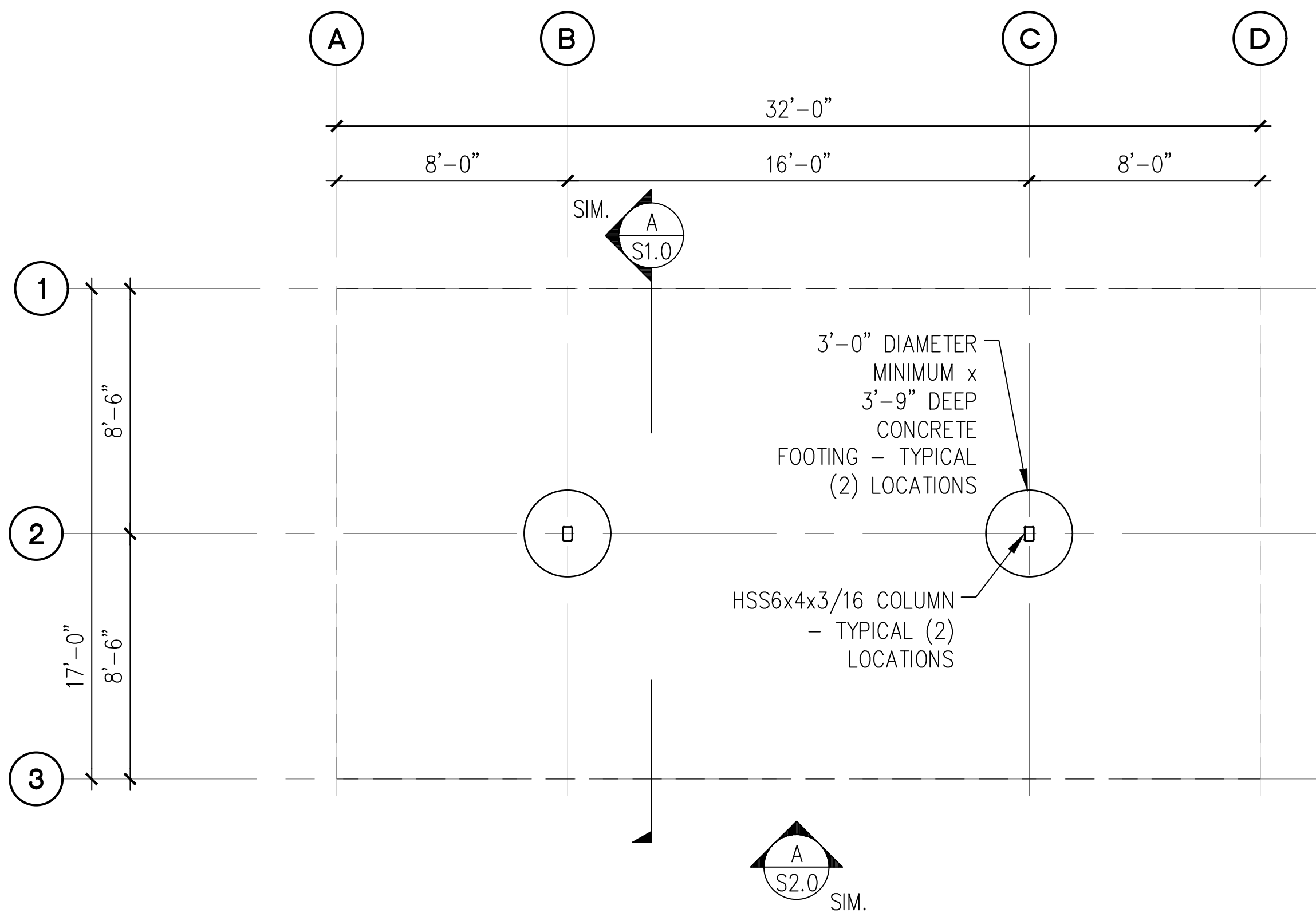
**B 4-STALL TYPE 2 CARPORT ROOF FRAMING PLAN**  
SCALE: 1/8" = 1'-0"

NOT USED

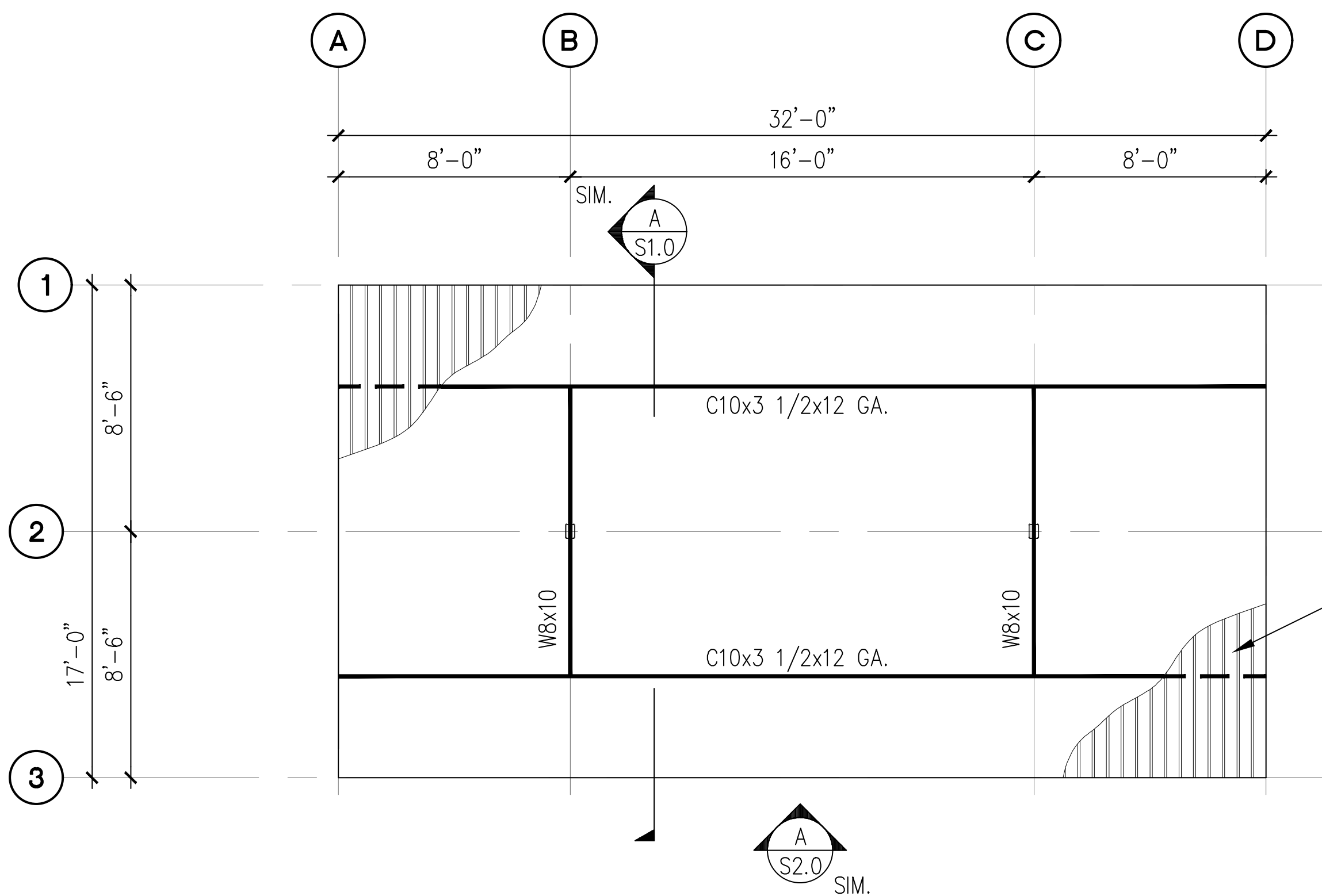
- NOTES ON SHEET 1.0.
1. ALL DIMENSIONS PRIOR TO PROCEEDING CONSTRUCTION.
  2. SEE SHEET S2.0 FOR ADDITIONAL INFORMATION.
  3. BAY DIMENSIONS ARE MAXIMUMS - IT IS STRUCTURALLY ACCEPTABLE TO USE SMALLER DIMENSIONS.
  4. CARPORT #1



PROJECT EAST TOWN CROSSING CARPORTS PIONEER WAY E PUYALLUP, WA 98371		PREPARED FOR CARPORTS OF WASHINGTON P.O. BOX 2389 BUCKLEY, WASHINGTON 98321		PREPARED BY sh sitts & hill CIVIL   STRUCTURAL   SURVEY 4815 CENTER STREET   TACOMA, WA. 98409 PHONE: (253) 474-9449   FAX: (253) 474-0153 http://www.sittshill.com/		APPROVALS DESIGNED JPR DRAWN JPR CHECKED CJT DATE 02/13/25 SCALE AS NOTED		SHEET NO. S4.0 PROJECT NO. 20,822	
---	--	--	--	---	--	--	--	--	--



**A** 4-STALL TYPE 3 CARPORT FOUNDATION PLAN  
SCALE: 1/8" = 1'-0"


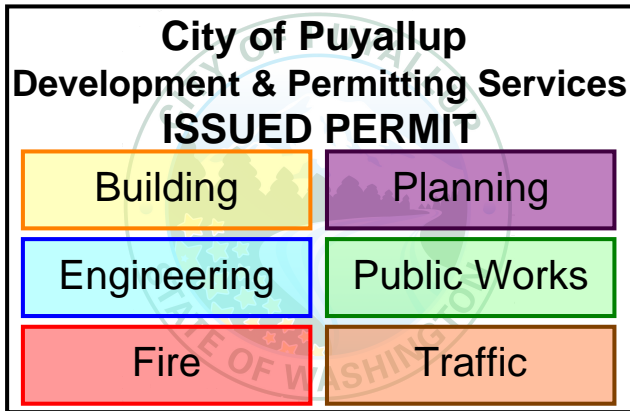


**NOTES:**

1. SEE STRUCTURAL NOTES ON SHEET 1.0.
2. VERIFY ALL DIMENSIONS PRIOR TO PROCEEDING WITH CONSTRUCTION.
3. SEE SHEET S2.0 FOR ADDITIONAL INFORMATION.
4. BAY DIMENSIONS ARE MAXIMUMS - IT IS STRUCTURALLY ACCEPTABLE TO USE SMALLER DIMENSIONS.

5. CARPORTS #3,8,13,15,16

**B** 4-STALL TYPE 3 CARPORT ROOF FRAMING PLAN  
SCALE: 1/8" = 1'-0"



PROJECT  
**EAST TOWN CROSSING  
CARPORTS**  
PIONEER WAY E PUYALLUP, WA 98371

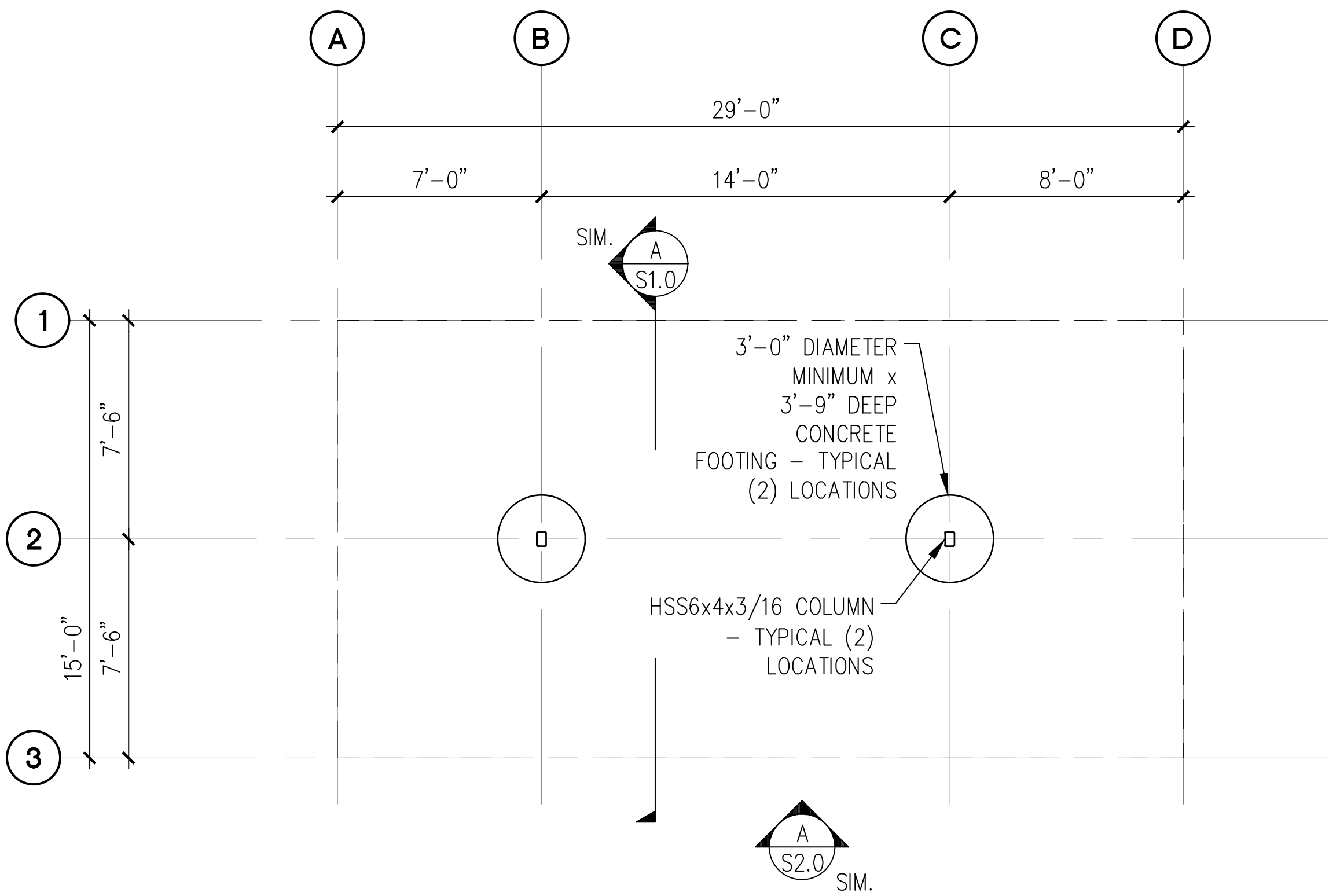
SHEET TITLE  
**4-STALL TYPE 3 FOUNDATION  
AND FRAMING PLANS**

PREPARED FOR  
**CARPORTS OF WASHINGTON**  
P.O. BOX 2389  
BUCKLEY, WASHINGTON 98321

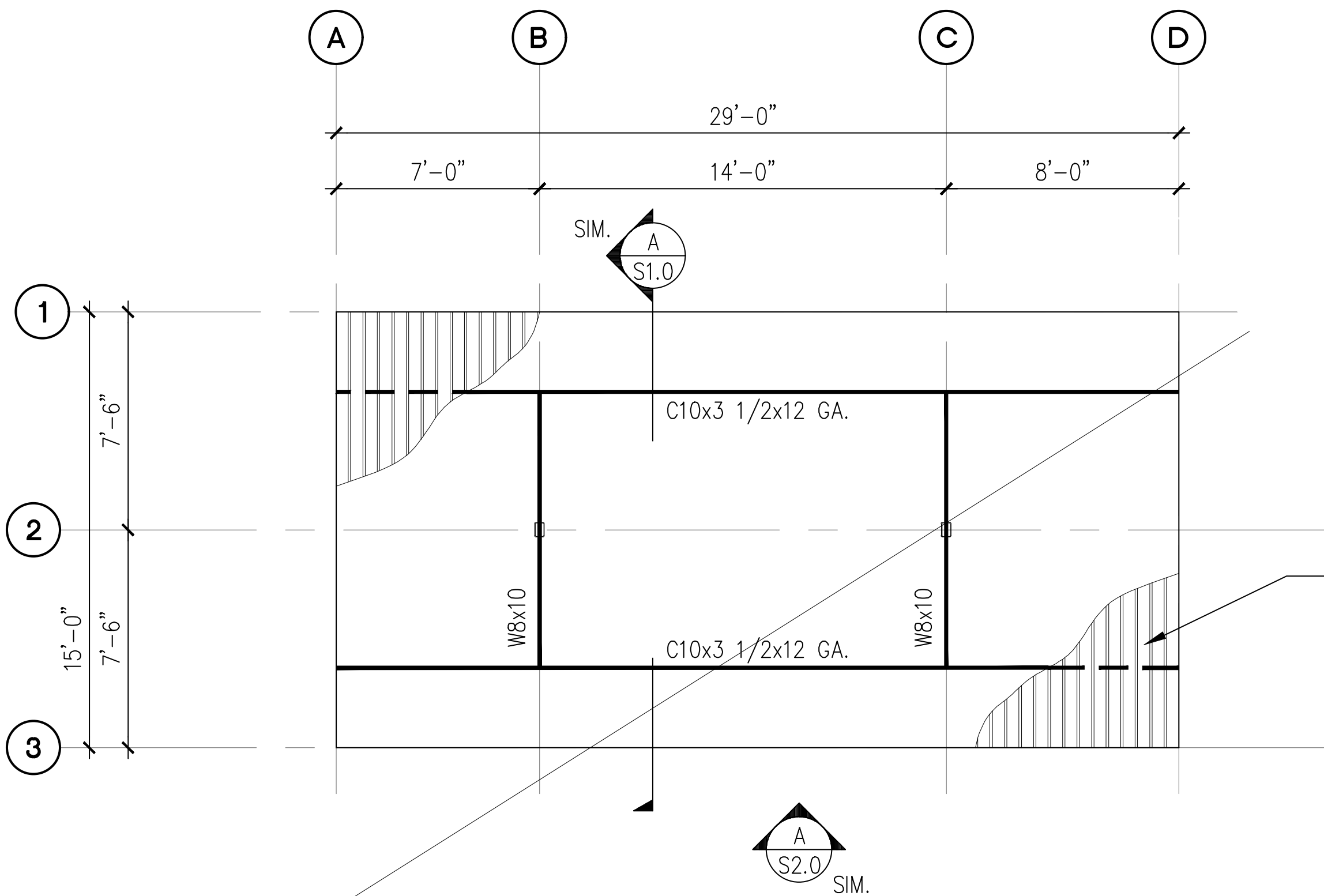
PREPARED BY  
**sh sitts & hill**  
CIVIL | STRUCTURAL | SURVEY  
4815 CENTER STREET | TACOMA, WA. 98409  
PHONE: (253) 474-9449 | FAX: (253) 474-0153  
<http://www.sittshill.com/>

APPROVALS  
DESIGNED JPR  
DRAWN JPR  
CHECKED CJT  
DATE 02/13/25  
SCALE AS NOTED

SHEET NO.  
**S5.0**  
PROJECT NO.  
**20,822**



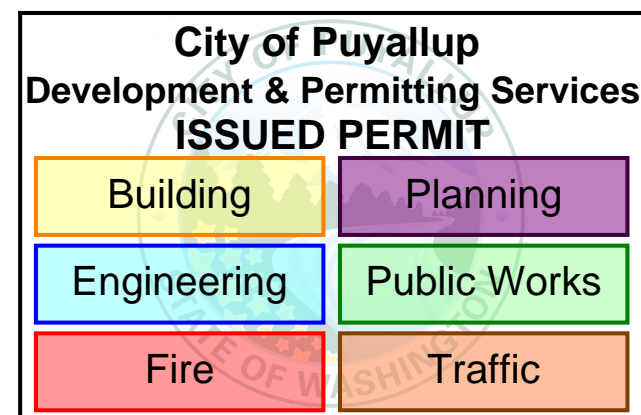
**A** 4-STALL TYPE 4 CARPORT FOUNDATION PLAN  
SCALE: 1/8" = 1'-0"



**B** 4-STALL TYPE 4 CARPORT ROOF FRAMING PLAN  
SCALE: 1/8" = 1'-0"

NOT USED

- NOTES ON SHEET 1.0.
1. ALL DIMENSIONS PRIOR TO PROCEEDING CONSTRUCTION.
  2. SEE SHEET S2.0 FOR ADDITIONAL INFORMATION.
  3. BAY DIMENSIONS ARE MAXIMUMS - IT IS STRUCTURALLY ACCEPTABLE TO USE SMALLER DIMENSIONS.
  4. CARPORT #14



PROJECT  
**EAST TOWN CROSSING  
CARPORTS**  
PIONEER WAY E PUYALLUP, WA 98371

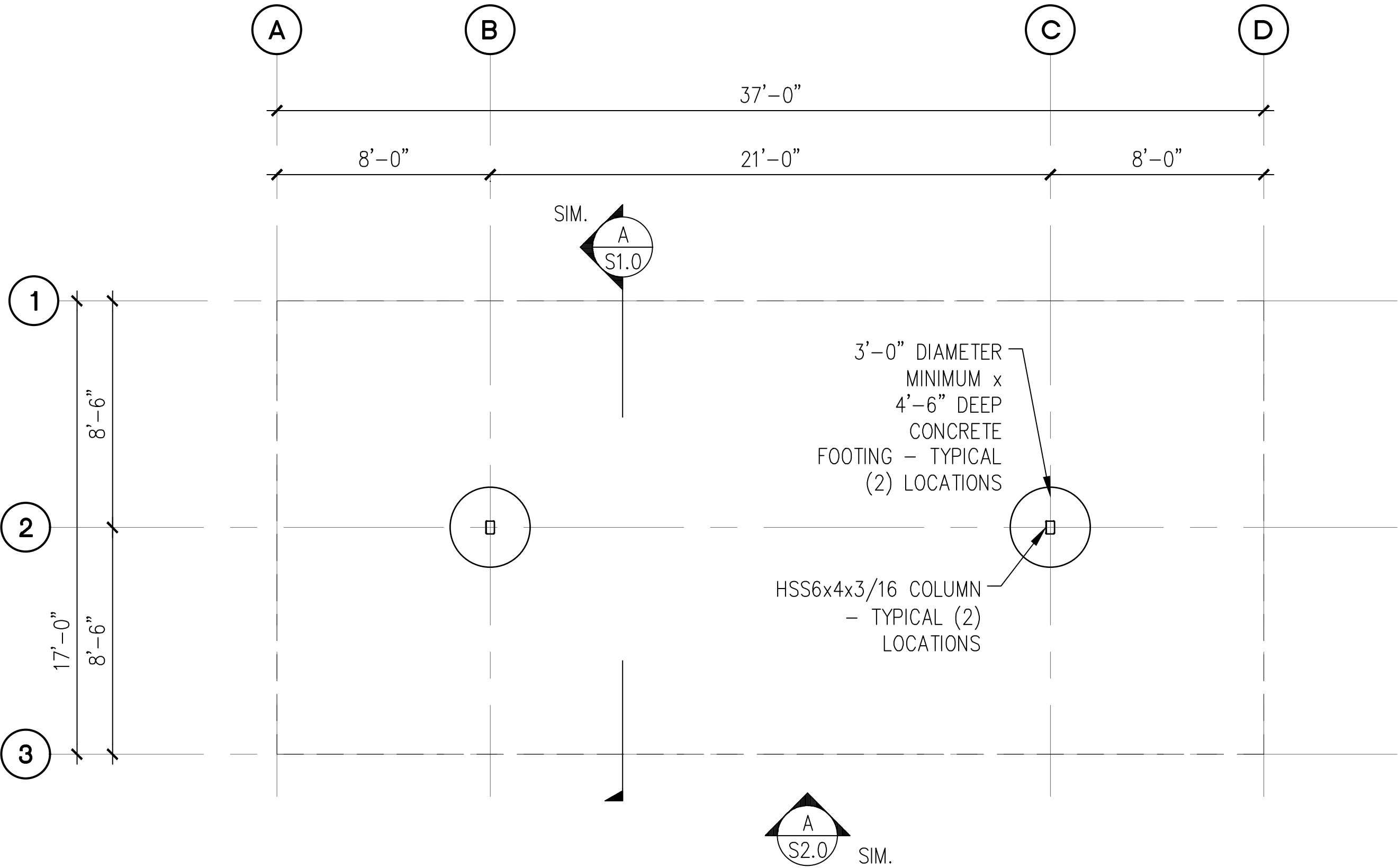
SHEET TITLE  
**4-STALL TYPE 4 FOUNDATION  
AND FRAMING PLANS**

PREPARED FOR  
**CARPORTS OF WASHINGTON**  
P.O. BOX 2389  
BUCKLEY, WASHINGTON 98321

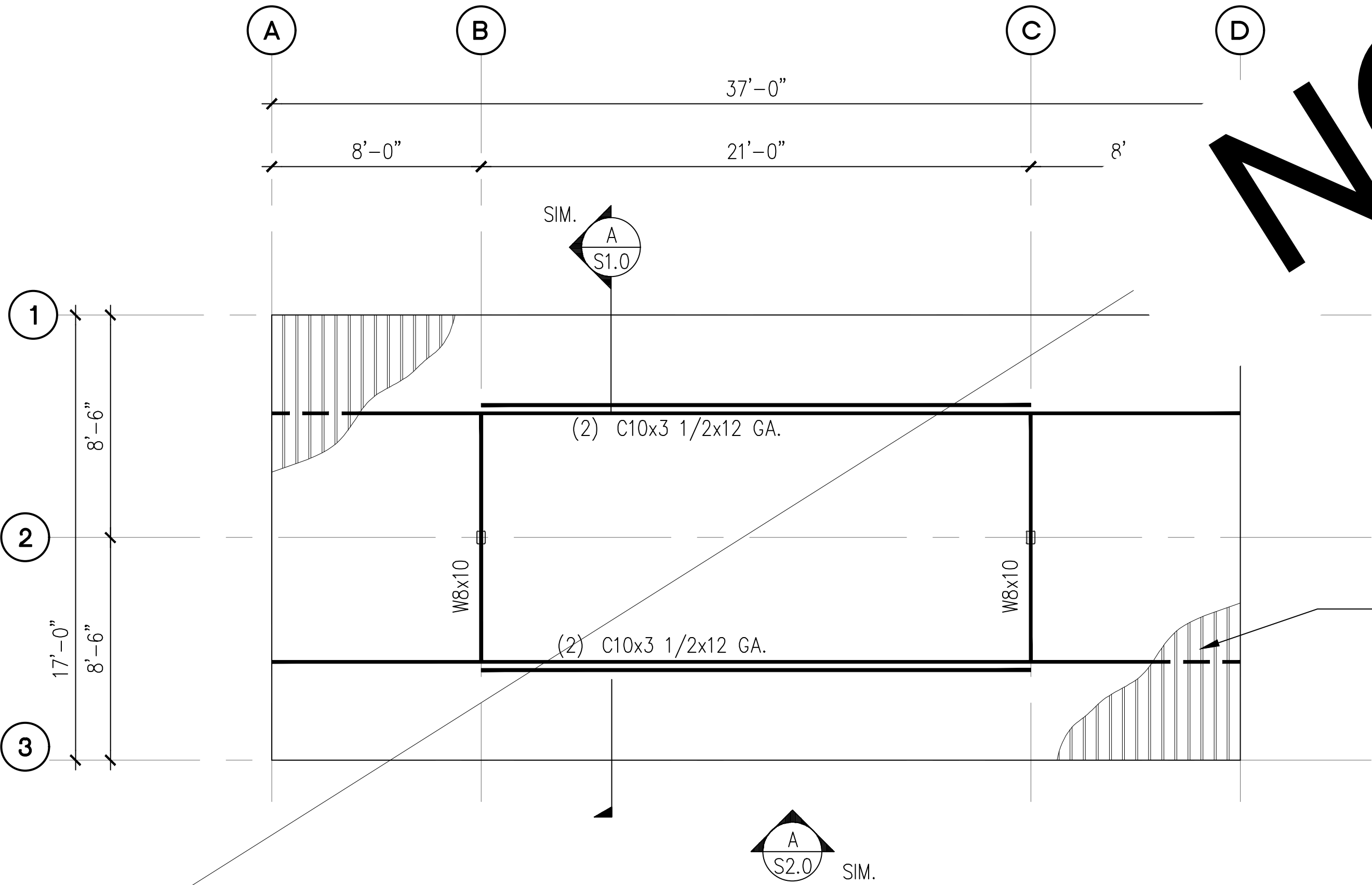
PREPARED BY  
**sh sits & hill**  
CIVIL | STRUCTURAL | SURVEY  
4815 CENTER STREET | TACOMA, WA. 98409  
PHONE: (253) 474-9449 | FAX: (253) 474-0153  
<http://www.sittshill.com/>

APPROVALS  
DESIGNED JPR  
DRAWN JPR  
CHECKED CJT  
DATE 02/13/25  
SCALE AS NOTED

SHEET NO.  
**S6.0**  
PROJECT NO.  
**20,822**


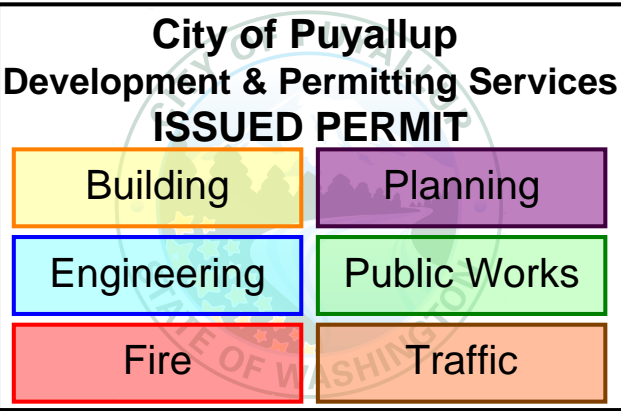


**A** 4-STALL WITH LONG SPAN CARPORT FOUNDATION PLAN  
SCALE: 1/8" = 1'-0"



**B** 4-STALL WITH LONG SPAN CARPORT ROOF FRAMING PLAN  
SCALE: 1/8" = 1'-0"

- NOTES:**
- SEE STRUCTURAL NOTES ON SHEET 1.0.
  - VERIFY ALL DIMENSIONS PRIOR TO PROCEEDING WITH CONSTRUCTION.
  - SEE SHEET S2.0 FOR ADDITIONAL INFORMATION.
  - BAY DIMENSIONS ARE MAXIMUMS - IT IS STRUCTURALLY ACCEPTABLE TO USE SMALLER DIMENSIONS.
  - PROVIDE 8'-2" CLEAR HEIGHT AT VAN ACCESSIBLE CARPORTS.
  - CARPORT #2



PROJECT  
**EAST TOWN CROSSING  
CARPORTS**  
PIONEER WAY E PUYALLUP, WA 98371

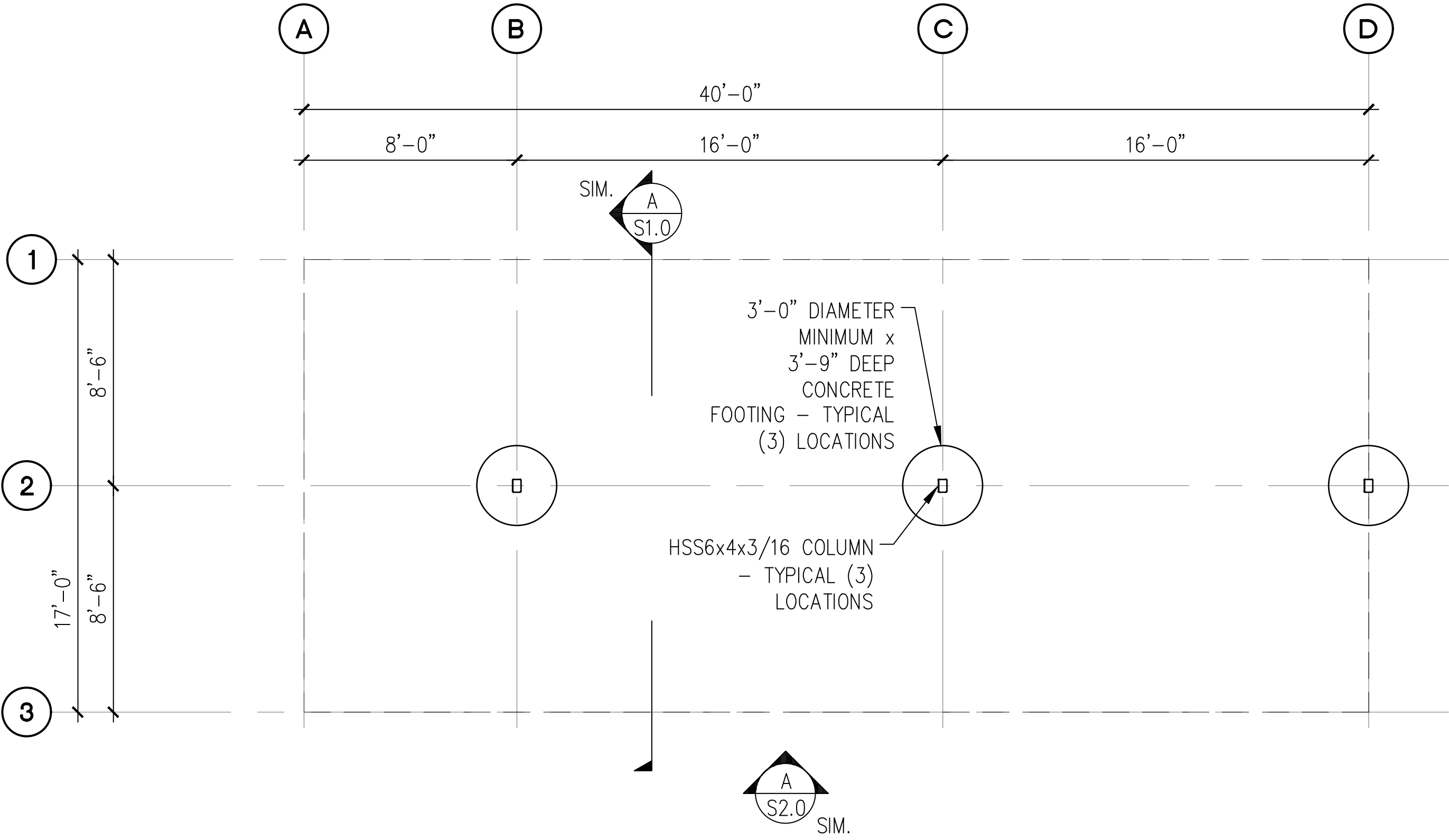
SHEET TITLE  
**4-STALL W/ LONG SPAN  
FOUNDATION AND FRAMING  
PLANS**

PREPARED FOR  
**CARPORTS OF WASHINGTON**  
P.O. BOX 2389  
BUCKLEY, WASHINGTON 98321

PREPARED BY  
**sh sits & hill**  
CIVIL | STRUCTURAL | SURVEY  
4815 CENTER STREET | TACOMA, WA. 98409  
PHONE: (253) 474-9449 | FAX: (253) 474-0153  
<http://www.sittshill.com/>

APPROVALS  
DESIGNED JPR  
DRAWN JPR  
CHECKED CJT  
DATE 02/13/25  
SCALE AS NOTED

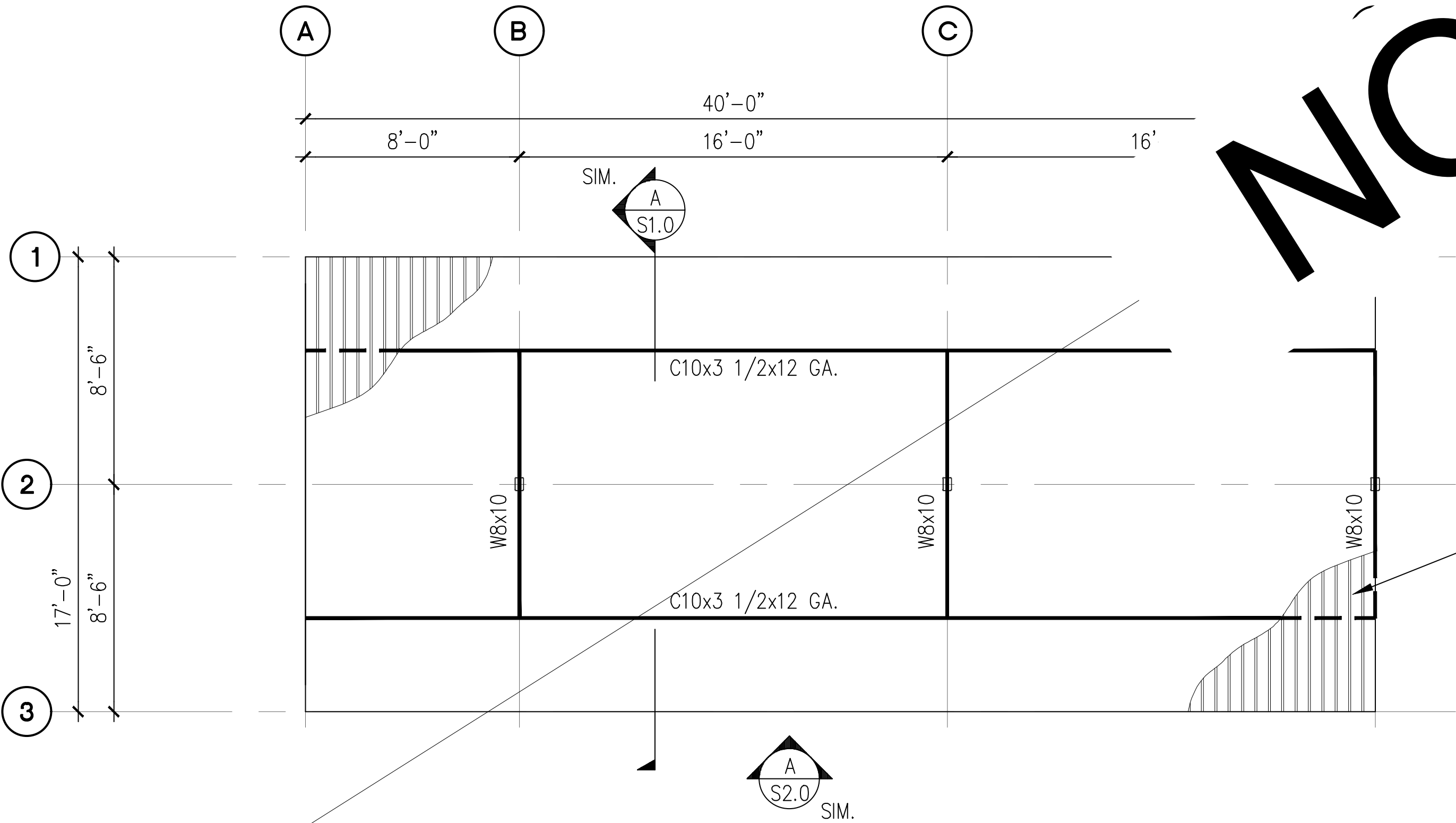
SHEET NO.  
**S7.0**  
PROJECT NO.  
**20,822**



A

5-STALL CARPORT FOUNDATION PLAN

SCALE: 1/8" = 1'-0"



B

5-STALL CARPORT ROOF FRAMING PLAN

SCALE: 1/8" = 1'-0"

- NOTES:
- 1. SEE STRUCTURAL NOTES ON SHEET 1.0.
  - 2. VERIFY ALL DIMENSIONS PRIOR TO PROCEEDING WITH CONSTRUCTION.
  - 3. SEE SHEET S2.0 FOR ADDITIONAL INFORMATION.
  - 4. BAY DIMENSIONS ARE MAXIMUMS – IT IS STRUCTURALLY ACCEPTABLE TO USE SMALLER DIMENSIONS.
  - 5. CARPORT #7

City of Puyallup  
Development & Permitting Services  
ISSUED PERMIT

Building


Planning

Engineering

Public Works

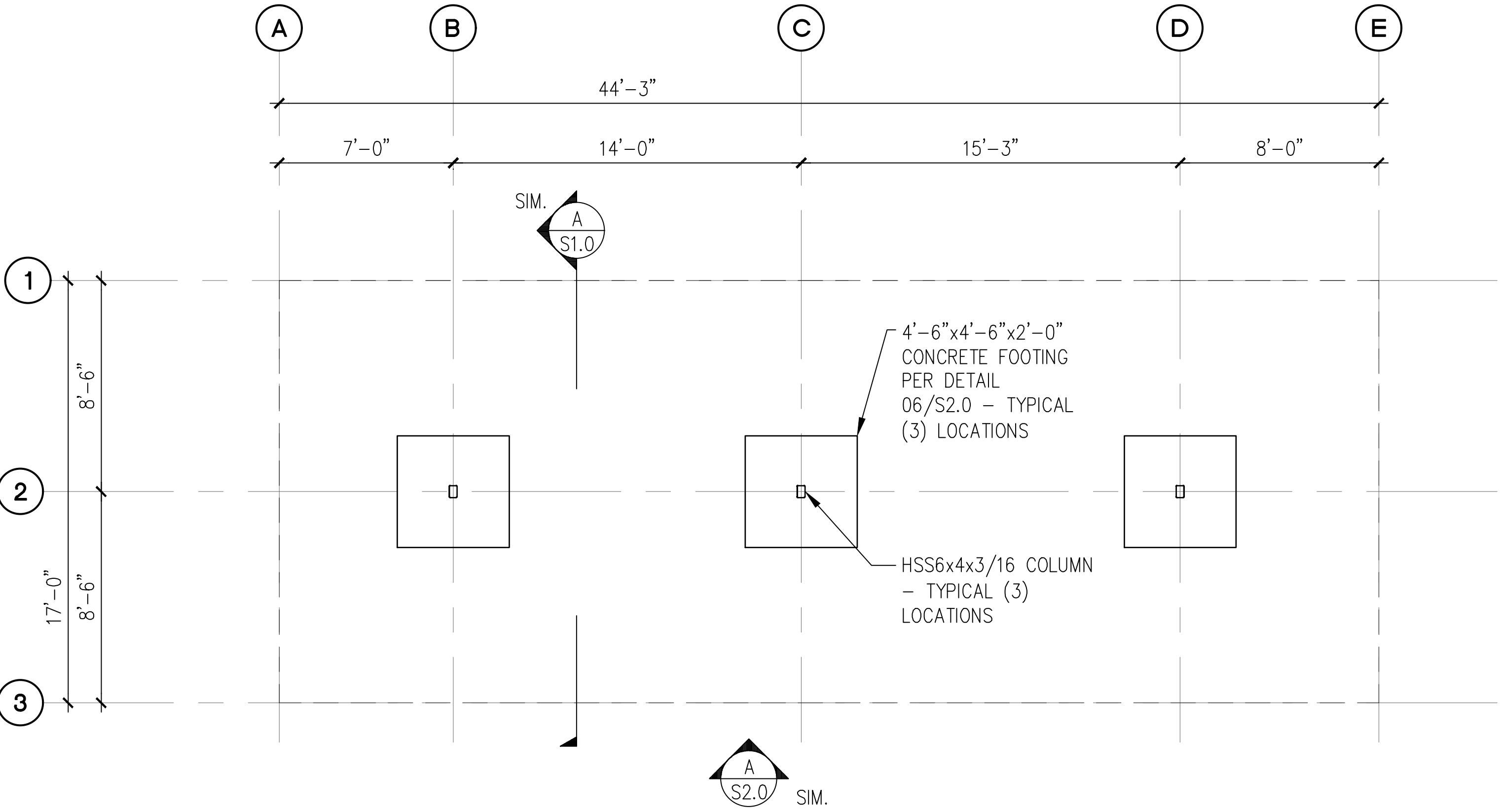
Fire

Traffic

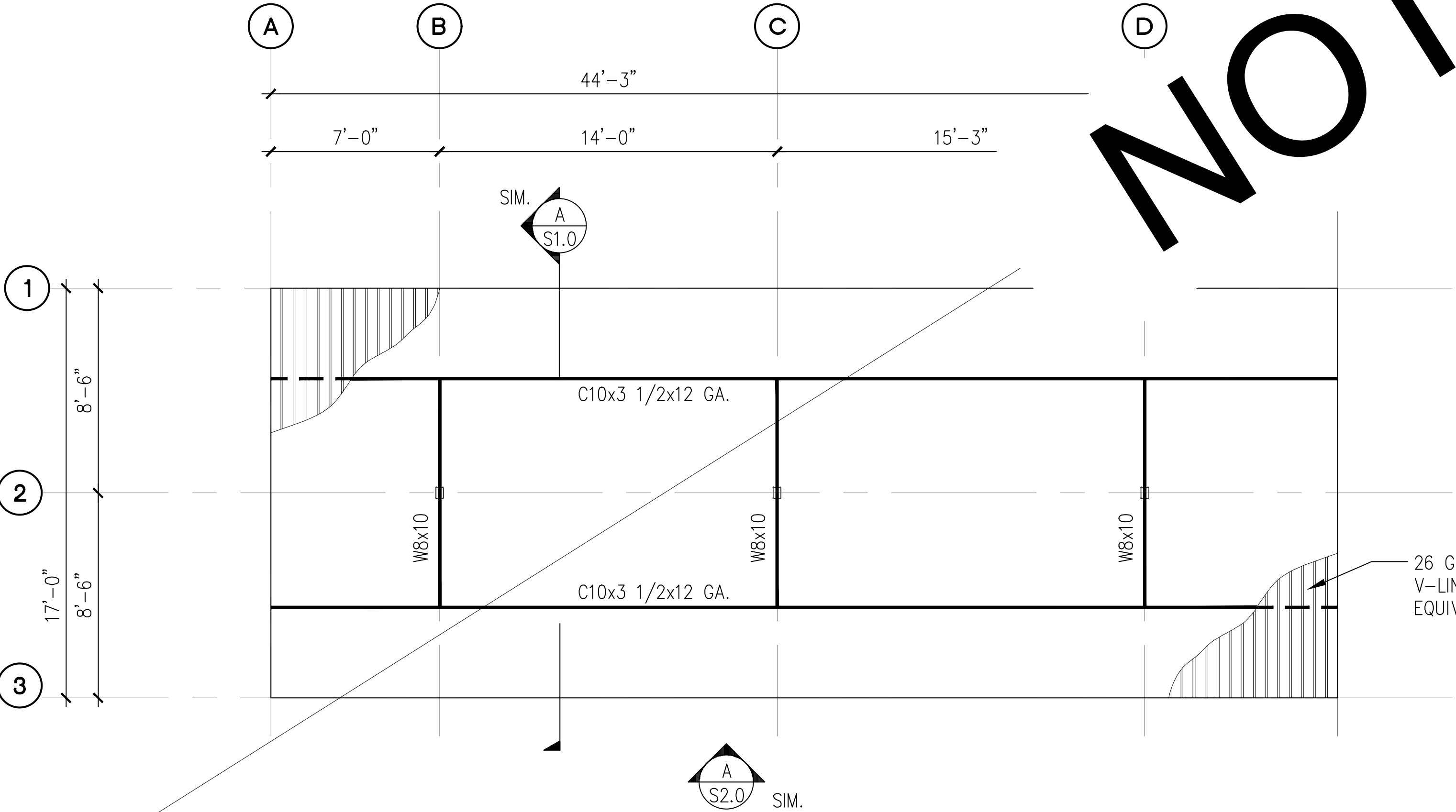


PROJECT EAST TOWN CROSSING CARPORTS PIONEER WAY E PUYALLUP, WA 98371		PREPARED FOR CARPORTS OF WASHINGTON P.O. BOX 2389 BUCKLEY, WASHINGTON 98321		PREPARED BY sh sitts&hill CIVIL   STRUCTURAL   SURVEY 4815 CENTER STREET   TACOMA, WA. 98409 PHONE: (253) 474-9449   FAX: (253) 474-0153 http://www.sittshill.com/		APPROVALS		SHEET NO. S8.0 PROJECT NO. 20,822	
SHEET TITLE 5-STALL FOUNDATION AND FRAMING PLANS						DESIGNED JPR			
						DRAWN JPR			
						CHECKED CJT			
						DATE 02/13/25			
						SCALE AS NOTED			

Q:\20800\20822\Drawings\20822 - S8.0 - 5-STALL.dwg last edited: 02/13/25 9:24am by: Roguindinj


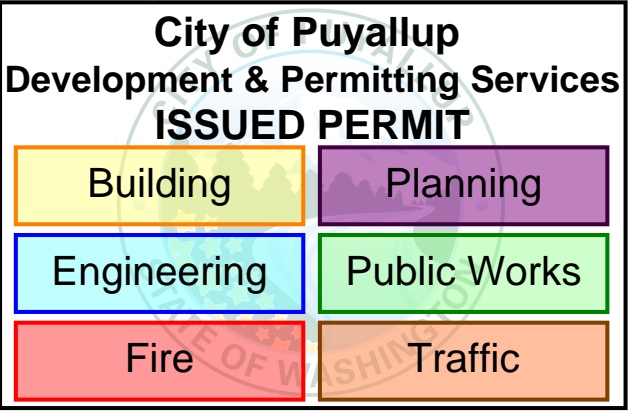


**A** 6-STALL TYPE 1 CARPORT FOUNDATION PLAN  
SCALE: 1/8" = 1'-0"

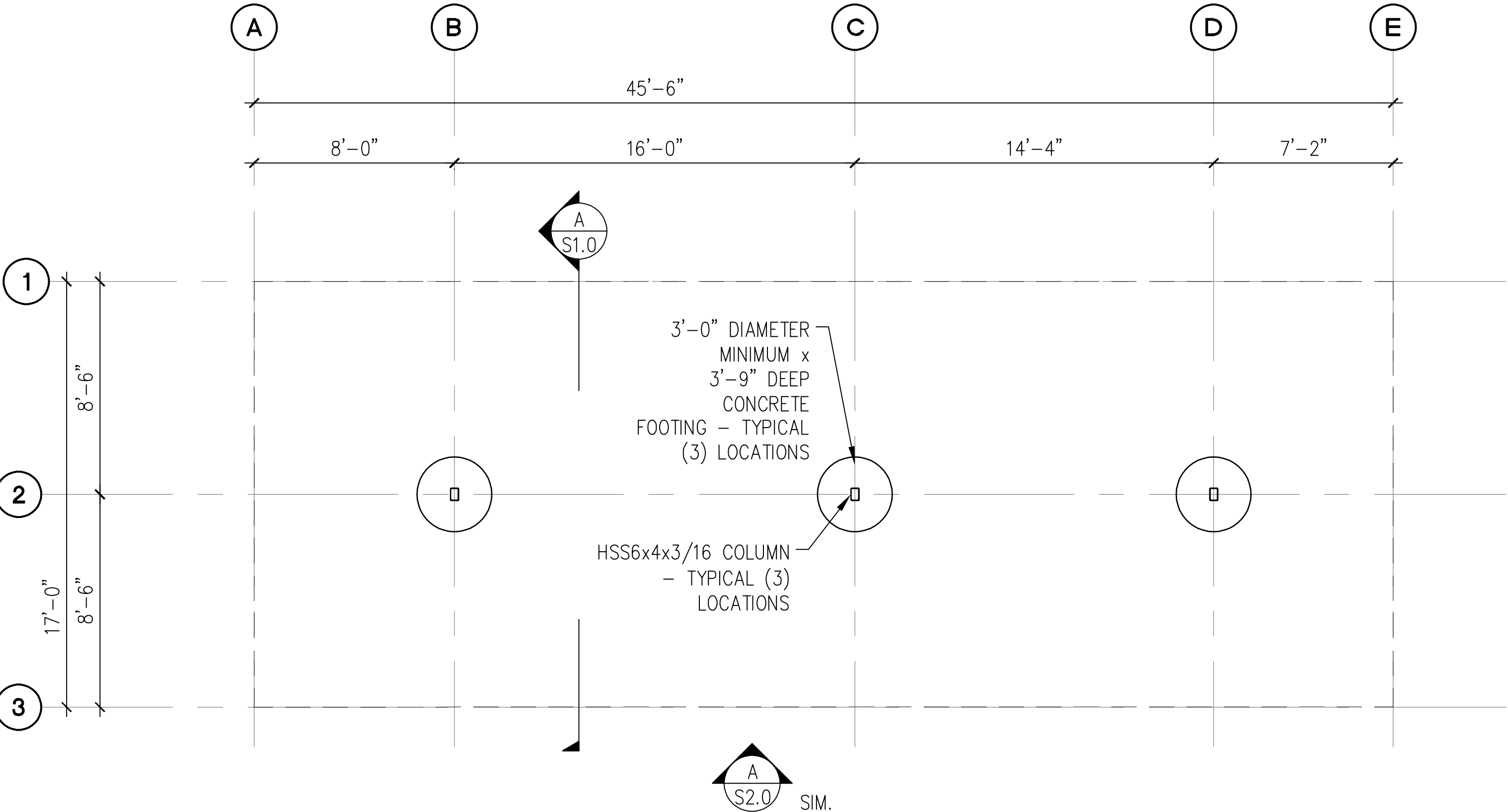


**B** 6-STALL TYPE 1 CARPORT ROOF FRAMING PLAN  
SCALE: 1/8" = 1'-0"

- NOTES:**
- SEE STRUCTURAL NOTES ON SHEET 1.0.
  - VERIFY ALL DIMENSIONS PRIOR TO PROCEEDING WITH CONSTRUCTION.
  - SEE SHEET S2.0 FOR ADDITIONAL INFORMATION.
  - BAY DIMENSIONS ARE MAXIMUMS - IT IS STRUCTURALLY ACCEPTABLE TO USE SMALLER DIMENSIONS.
  - COORDINATE FOOTINGS WITH UNDERGROUND R-TANK BY OTHERS. PROVIDE MIN. 1'-0" FROM BOTTOM OF FOOTING TO TOP OF TANK.
  - CARPORT #4



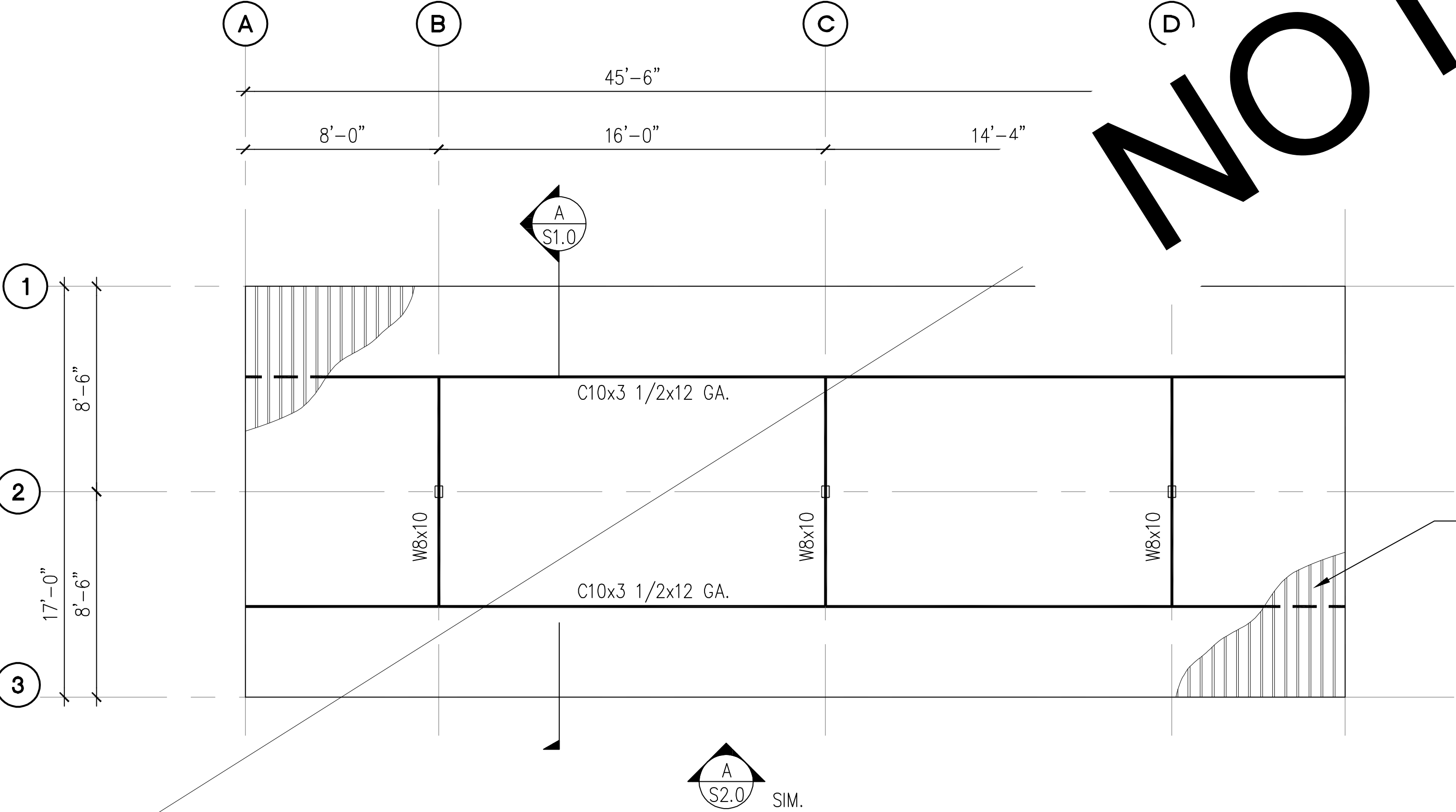
PROJECT <b>EAST TOWN CROSSING CARPORTS</b> PIONEER WAY E PUYALLUP, WA 98371		PREPARED FOR <b>CARPORTS OF WASHINGTON</b> P.O. BOX 2389 BUCKLEY, WASHINGTON 98321		PREPARED BY <b>sh sitts &amp; hill</b> CIVIL   STRUCTURAL   SURVEY 4815 CENTER STREET   TACOMA, WA. 98409 PHONE: (253) 474-9449   FAX: (253) 474-0153 <a href="http://www.sittshill.com/">http://www.sittshill.com/</a>		APPROVALS DESIGNED <u>JPR</u> DRAWN <u>JPR</u> CHECKED <u>CJT</u> DATE <u>02/13/25</u> SCALE <u>AS NOTED</u>		SHEET NO. <b>S9.0</b> PROJECT NO. <b>20,822</b>	
---	--	---	--	--	--	---	--	--	--



A

6-STALL TYPE 2 CARPORT FOUNDATION PLAN

SCALE: 1/8" = 1'-0"




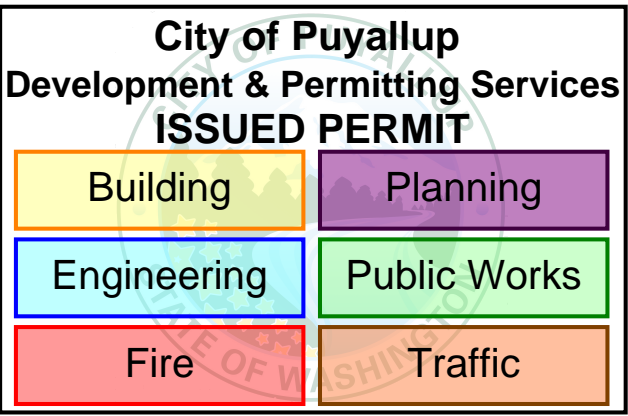
B

6-STALL TYPE 2 CARPORT ROOF FRAMING PLAN

SCALE: 1/8" = 1'-0"

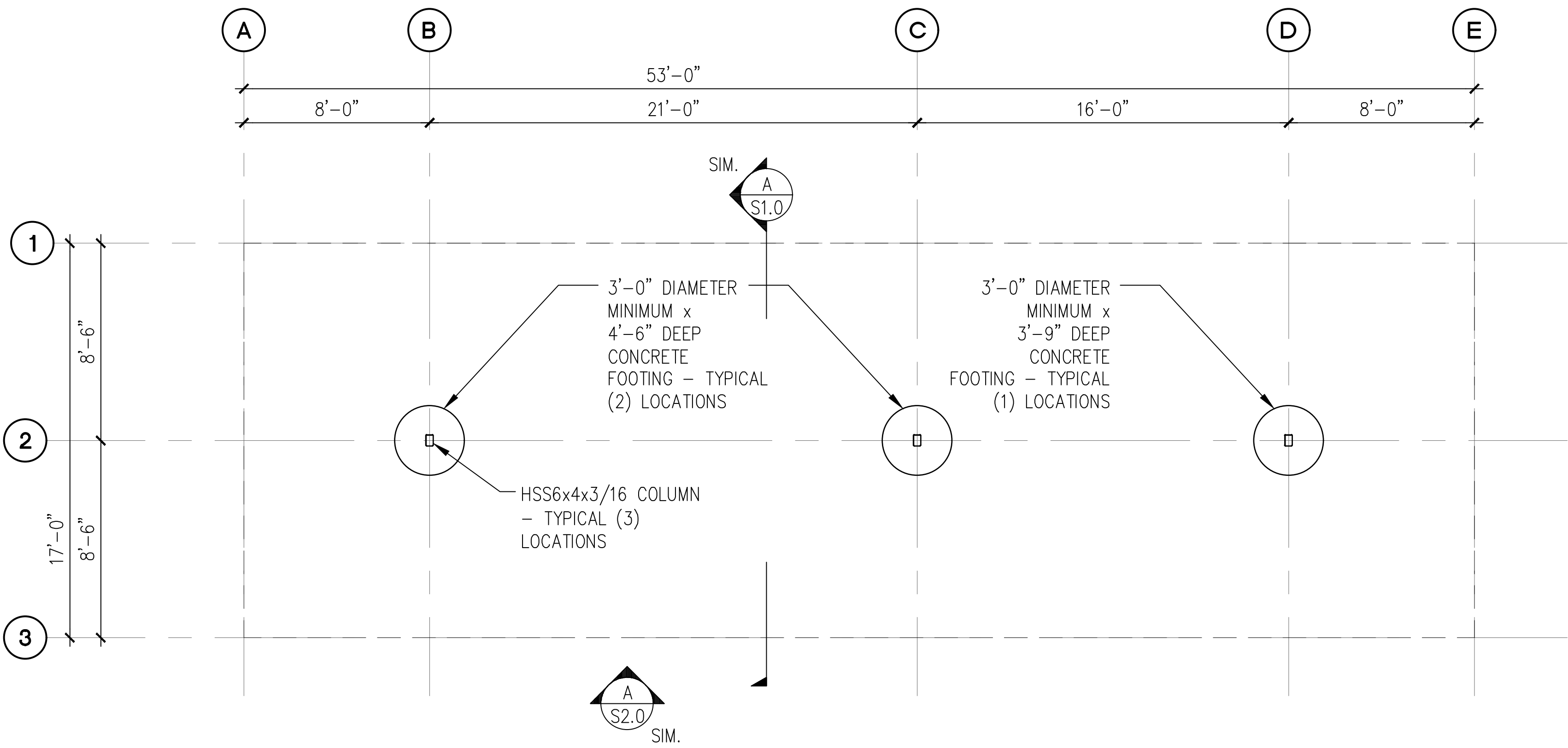
- NOTES:
- SEE STRUCTURAL NOTES ON SHEET 1.0.
  - VERIFY ALL DIMENSIONS PRIOR TO PROCEEDING WITH CONSTRUCTION.
  - SEE SHEET S2.0 FOR ADDITIONAL INFORMATION.
  - BAY DIMENSIONS ARE MAXIMUMS – IT IS STRUCTURALLY ACCEPTABLE TO USE SMALLER DIMENSIONS.
  - CARPORT #6

26 GA METAL DECK  
V-LINE 32 OR  
EQUIVALENT

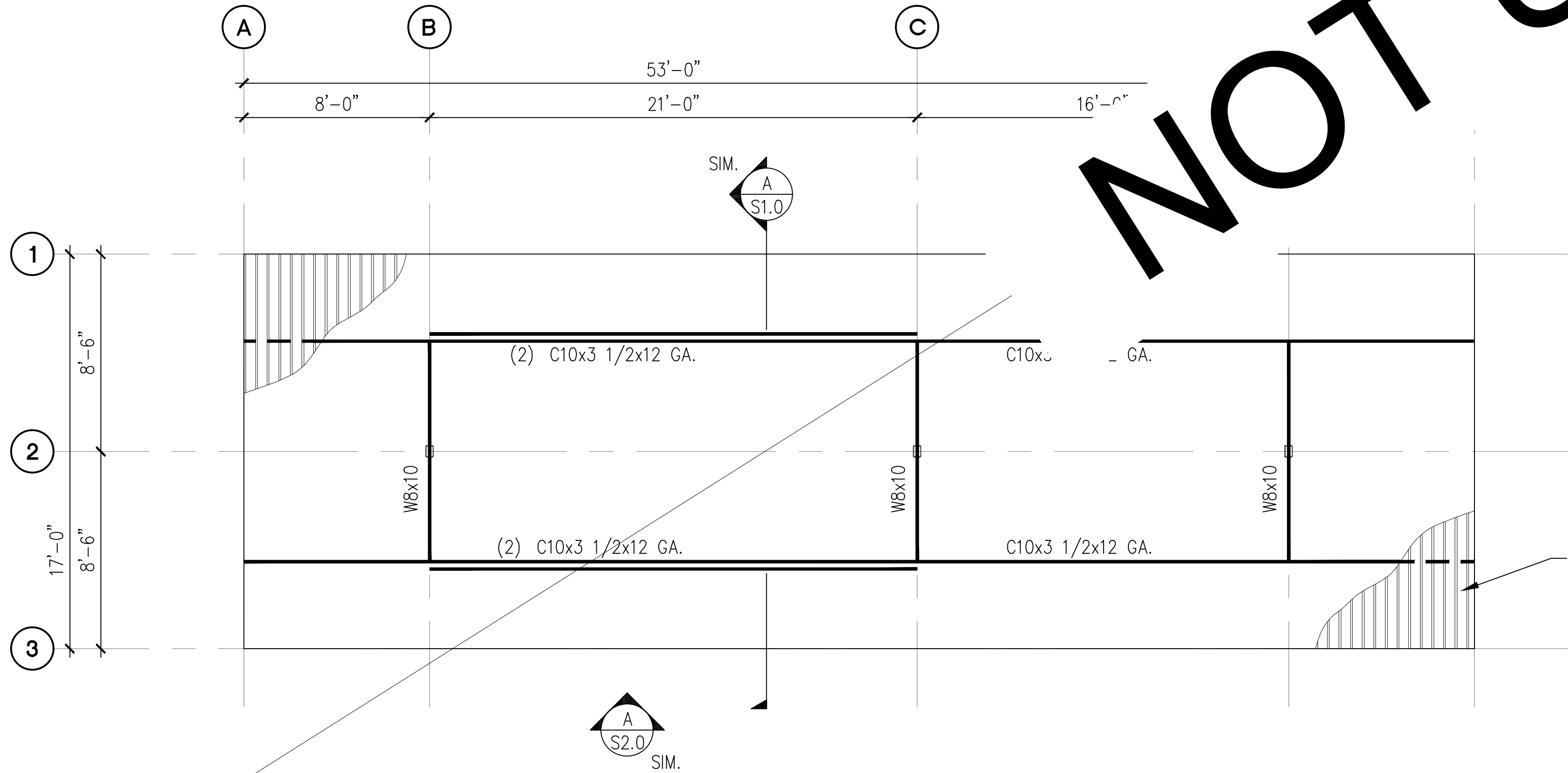


PROJECT EAST TOWN CROSSING CARPORTS PIONEER WAY E PUYALLUP, WA 98371		PREPARED FOR CARPORTS OF WASHINGTON P.O. BOX 2389 BUCKLEY, WASHINGTON 98321		PREPARED BY sh sitts&hill CIVIL   STRUCTURAL   SURVEY 4815 CENTER STREET   TACOMA, WA, 98409 PHONE: (253) 474-9449   FAX: (253) 474-0153 http://www.sittshill.com/		APPROVALS DESIGNED JPR DRAWN JPR CHECKED CJT DATE 02/13/25 SCALE AS NOTED		SHEET NO. S10.0 PROJECT NO. 20,822	
---	--	--	--	---	--	--	--	---	--

Q:\20800\20822\Drawings\20822 - S10.0 - 6-STALL TYPE 2.dwg last edited: 02/13/25 11:19am by: Rogundinji


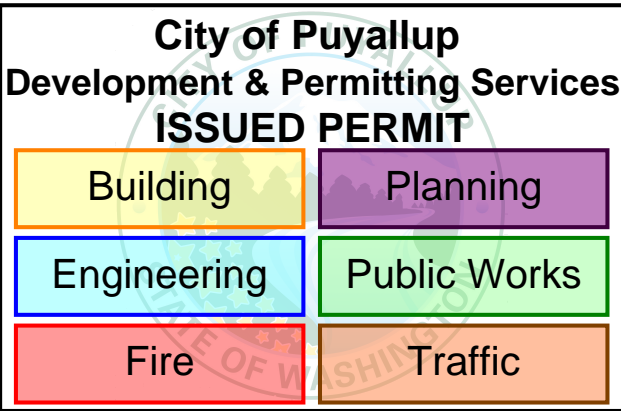


**A** 6-STALL WITH LONG SPAN CARPORT FOUNDATION PLAN  
SCALE: 1/8" = 1'-0"



**B** 6-STALL WITH LONG SPAN CARPORT ROOF FRAMING PLAN  
SCALE: 1/8" = 1'-0"

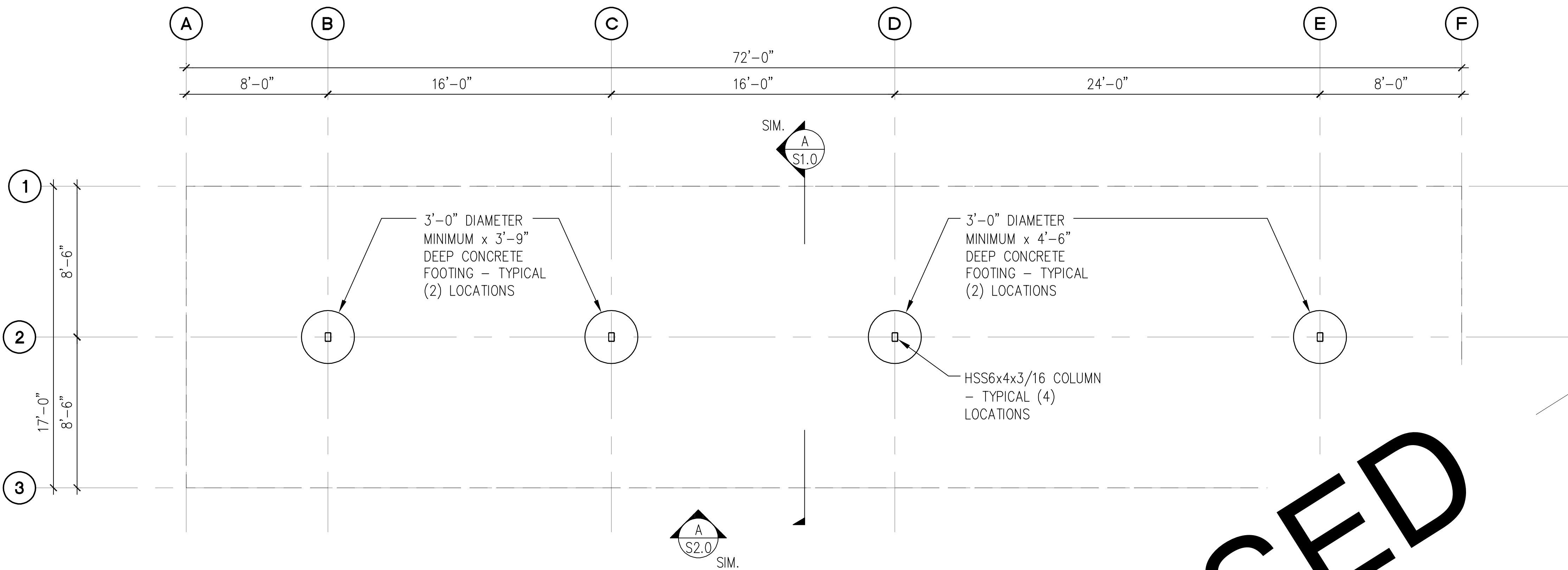
- NOTES:**
1. SEE STRUCTURAL NOTES ON SHEET 1.0.
  2. VERIFY ALL DIMENSIONS PRIOR TO PROCEEDING WITH CONSTRUCTION.
  3. SEE SHEET S2.0 FOR ADDITIONAL INFORMATION.
  4. BAY DIMENSIONS ARE MAXIMUMS - IT IS STRUCTURALLY ACCEPTABLE TO USE SMALLER DIMENSIONS.
  5. CARPORT #7



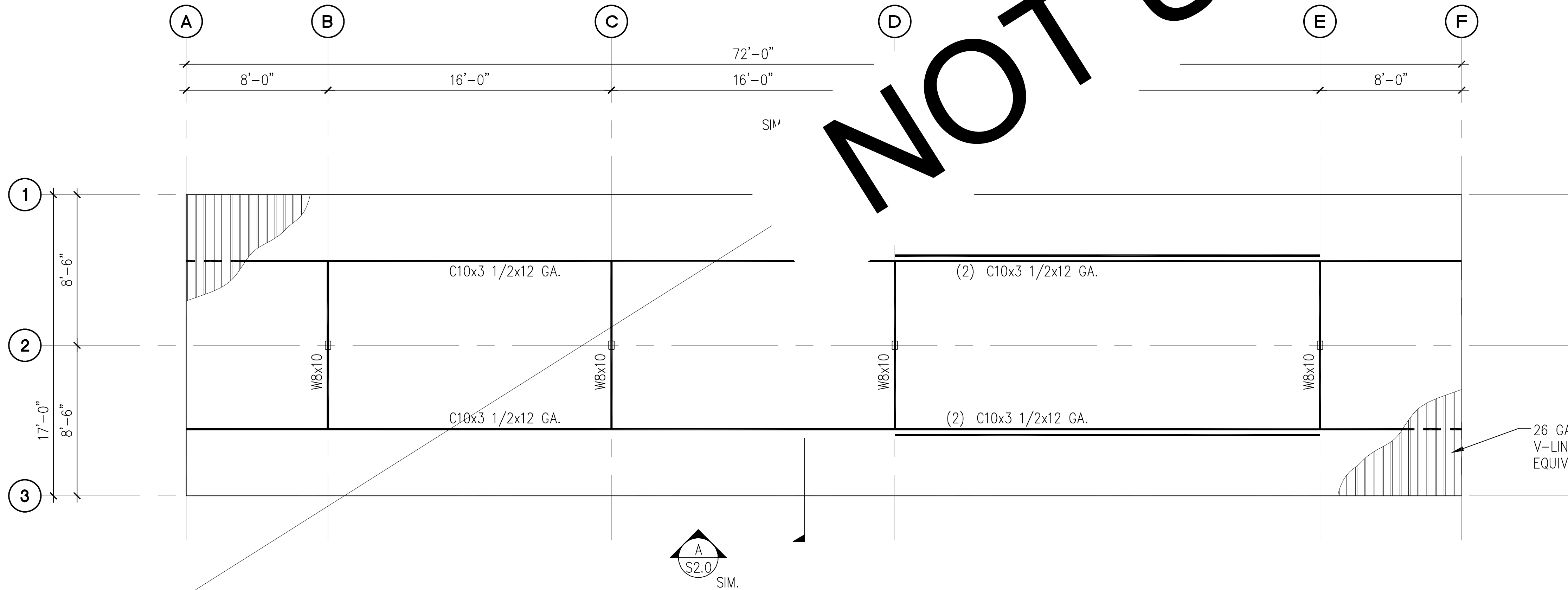
PROJECT <b>EAST TOWN CROSSING CARPORTS</b> PIONEER WAY E PUYALLUP, WA 98371		PREPARED FOR <b>CARPORTS OF WASHINGTON</b> P.O. BOX 2389 BUCKLEY, WASHINGTON 98321		PREPARED BY <b>sh sitts &amp; hill</b> CIVIL   STRUCTURAL   SURVEY 4815 CENTER STREET   TACOMA, WA. 98409 PHONE: (253) 474-9449   FAX: (253) 474-0153 <a href="http://www.sittshill.com/">http://www.sittshill.com/</a>		APPROVALS DESIGNED <u>JPR</u> DRAWN <u>JPR</u> CHECKED <u>CJT</u> DATE <u>02/13/25</u> SCALE <u>AS NOTED</u>		SHEET NO. <b>S11.0</b> PROJECT NO. <b>20,822</b>	
---	--	---	--	--	--	---	--	---	--

C:\20800\20822\Drawings\20822 - S11.0 - 6-STALL LONG SPAN.dwg last edited: 02/13/25 9:53am by: Roguindin

PRCP20250901

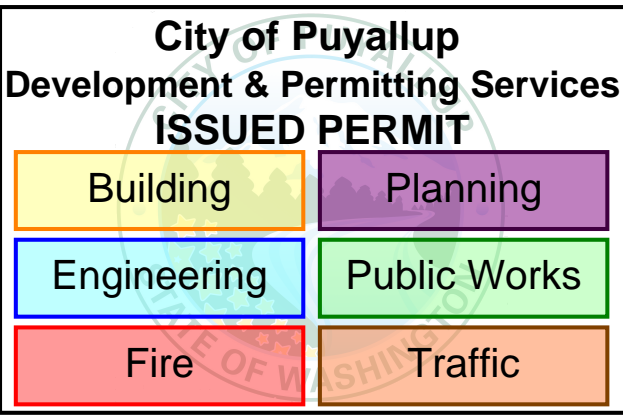


**A 9-STALL WITH LONG SPAN TYPE 1 CARPORT FOUNDATION PLAN**  
SCALE: 1/8" = 1'-0"

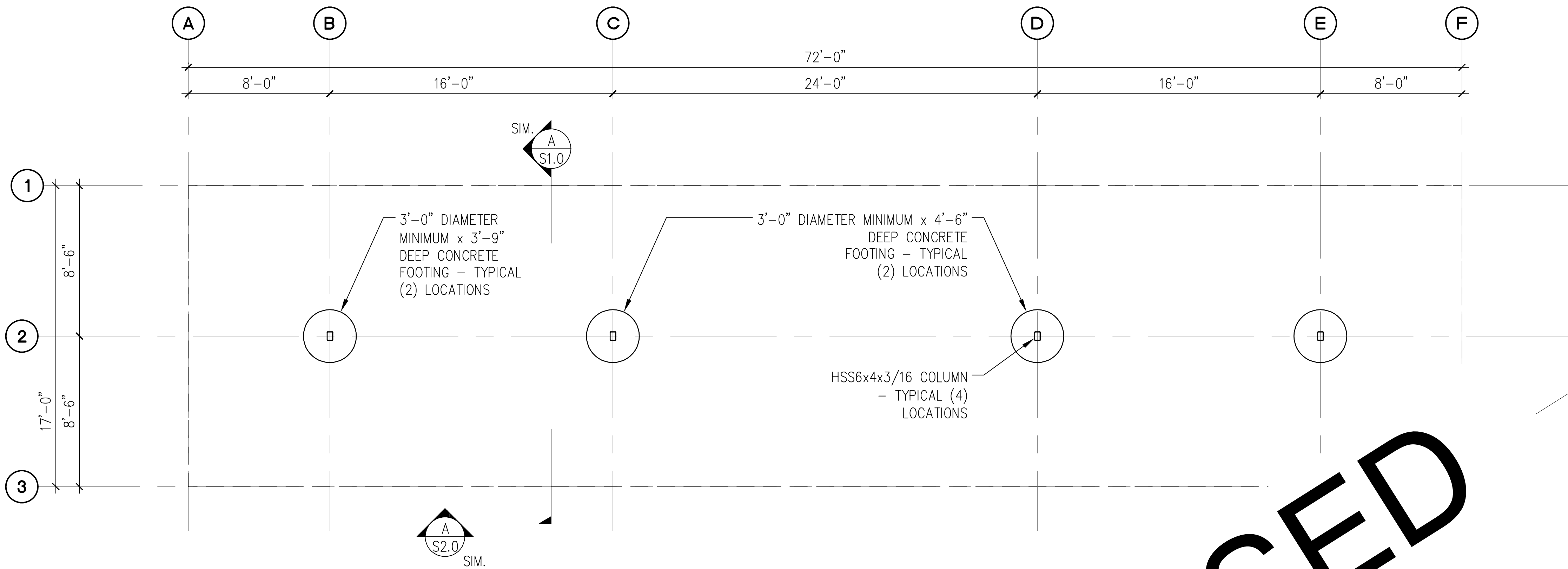


**B 9-STALL WITH LONG SPAN TYPE 1 CARPORT ROOF FRAMING PLAN**  
SCALE: 1/8" = 1'-0"

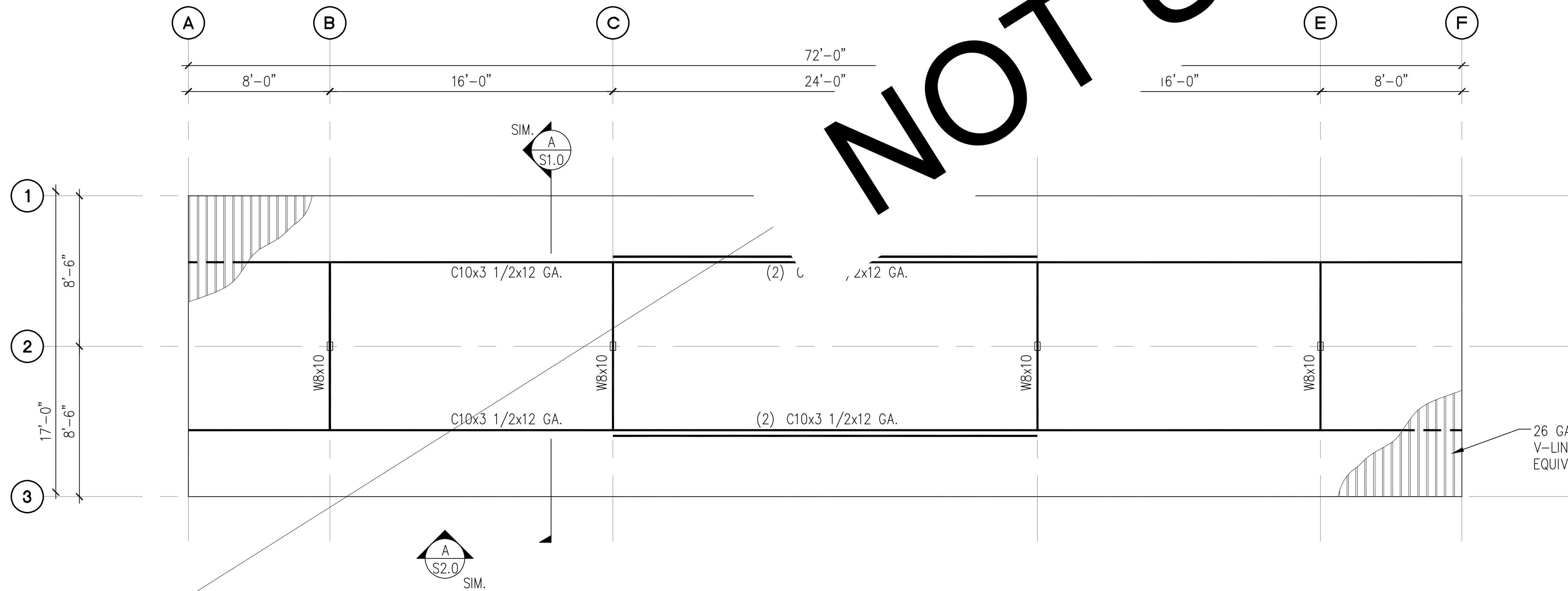
- NOTES:**
- SEE STRUCTURAL NOTES ON SHEET 1.0.
  - VERIFY ALL DIMENSIONS PRIOR TO PROCEEDING WITH CONSTRUCTION.
  - SEE SHEET S2.0 FOR ADDITIONAL INFORMATION.
  - BAY DIMENSIONS ARE MAXIMUMS - IT IS STRUCTURALLY ACCEPTABLE TO USE SMALLER DIMENSIONS.
  - PROVIDE 8'-2" CLEAR HEIGHT AT VAN ACCESSIBLE CARPORTS.
  - CARPORTS #9, #10



PROJECT <b>EAST TOWN CROSSING CARPORTS</b> PIONEER WAY E PUYALLUP, WA 98371		PREPARED FOR <b>CARPORTS OF WASHINGTON</b> P.O. BOX 2389 BUCKLEY, WASHINGTON 98321		PREPARED BY <b>sh sitts &amp; hill</b> CIVIL   STRUCTURAL   SURVEY 4815 CENTER STREET   TACOMA, WA. 98409 PHONE: (253) 474-9449   FAX: (253) 474-0153 <a href="http://www.sittshill.com/">http://www.sittshill.com/</a>		APPROVALS DESIGNED: JPR DRAWN: JPR CHECKED: CJT DATE: 02/13/25 SCALE: AS NOTED		SHEET NO. <b>S12.0</b> PROJECT NO. <b>20,822</b>	
---	--	---	--	--	--	---	--	---	--


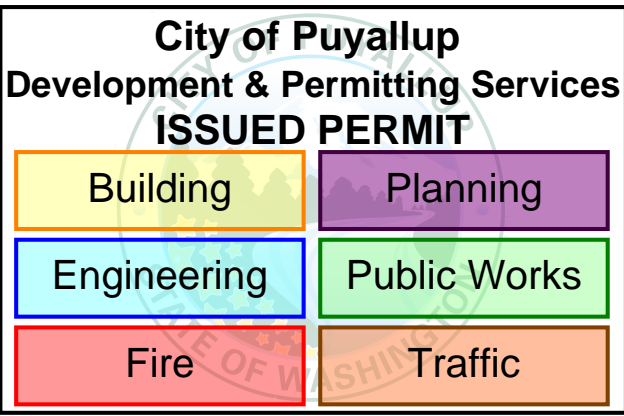


**A 9-STALL WITH LONG SPAN TYPE 2 CARPORT FOUNDATION PLAN**  
SCALE: 1/8" = 1'-0"



**B 9-STALL WITH LONG SPAN TYPE 2 CARPORT ROOF FRAMING PLAN**  
SCALE: 1/8" = 1'-0"

- NOTES:**
- SEE STRUCTURAL NOTES ON SHEET 1.0.
  - VERIFY ALL DIMENSIONS PRIOR TO PROCEEDING WITH CONSTRUCTION.
  - SEE SHEET S2.0 FOR ADDITIONAL INFORMATION.
  - BAY DIMENSIONS ARE MAXIMUMS - IT IS STRUCTURALLY ACCEPTABLE TO USE SMALLER DIMENSIONS.
  - CARPORT #12



PROJECT <b>EAST TOWN CROSSING CARPORTS</b> PIONEER WAY E PUYALLUP, WA 98371		PREPARED FOR <b>CARPORTS OF WASHINGTON</b> P.O. BOX 2389 BUCKLEY, WASHINGTON 98321		PREPARED BY <b>sh sits &amp; hill</b> CIVIL   STRUCTURAL   SURVEY 4815 CENTER STREET   TACOMA, WA. 98409 PHONE: (253) 474-9449   FAX: (253) 474-0153 <a href="http://www.sittshill.com/">http://www.sittshill.com/</a>		APPROVALS DESIGNED: JPR DRAWN: JPR CHECKED: CJT DATE: 02/13/25 SCALE: AS NOTED		SHEET NO. <b>S13.0</b> PROJECT NO. <b>20,822</b>	
---	--	---	--	---	--	---	--	---	--

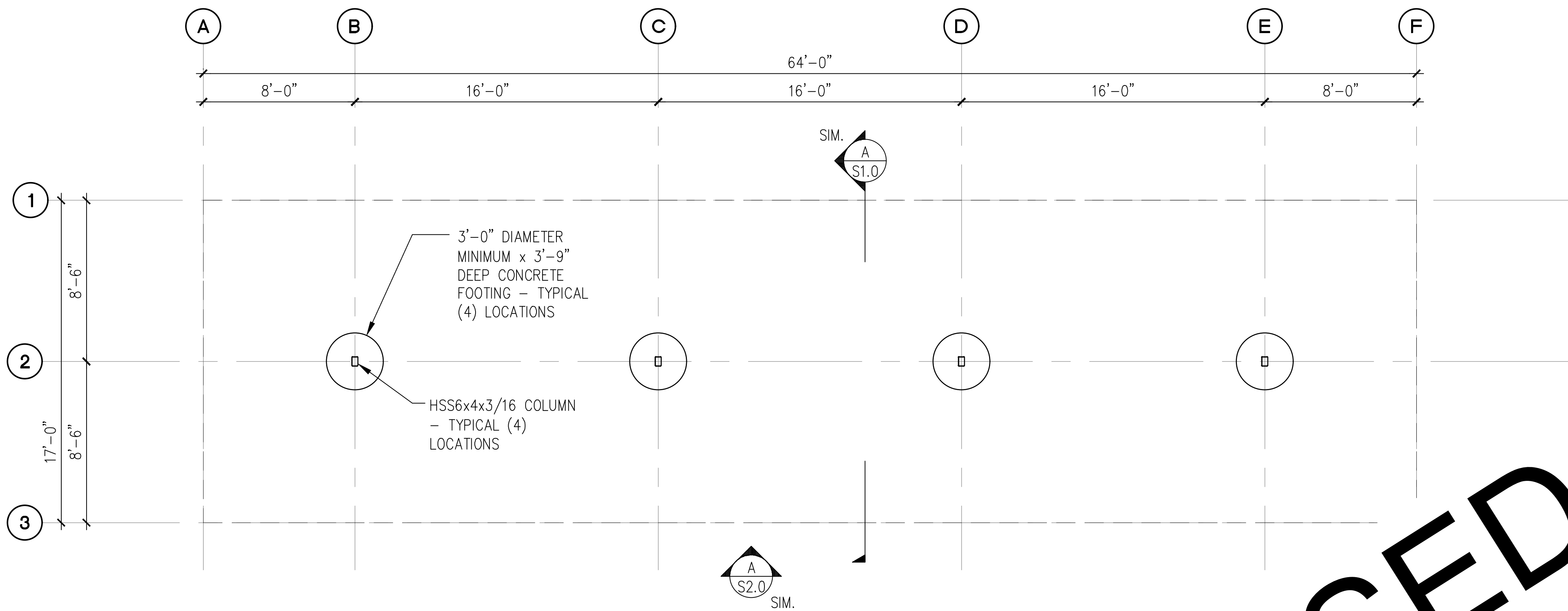
AS REV. ON DRAWING:

SUBJECT OF REVISION:  
COORDINATION

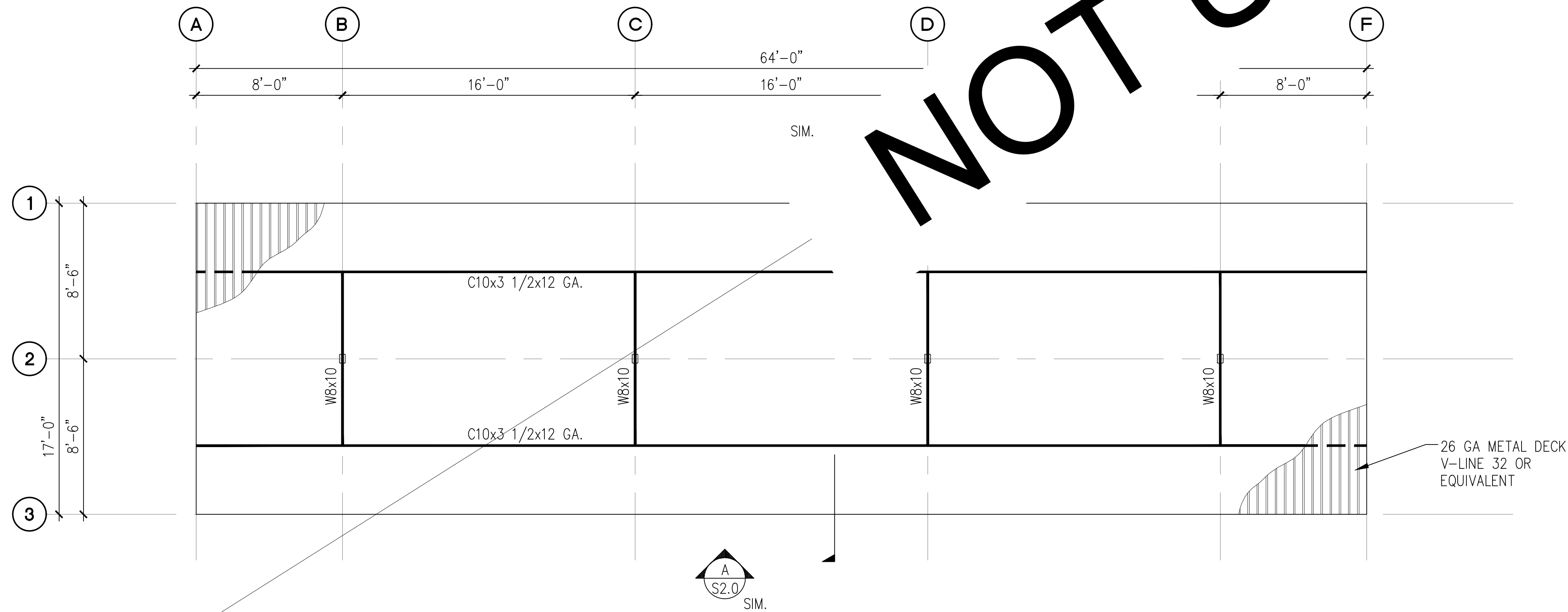
REVISION #:  
1

DATE:  
05/20/2025

TYPE:



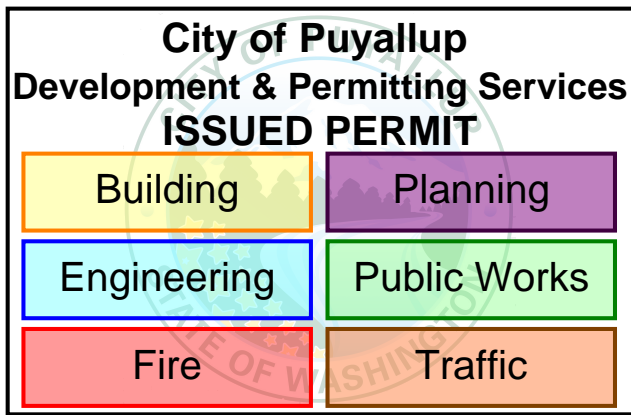
**A 8-STALL CARPORT FOUNDATION PLAN**  
SCALE: 1/8" = 1'-0"



**B 8-STALL CARPORT ROOF FRAMING PLAN**  
SCALE: 1/8" = 1'-0"

**NOTES:**

- SEE STRUCTURAL NOTES ON SHEET 1.0.
- VERIFY ALL DIMENSIONS PRIOR TO PROCEEDING WITH CONSTRUCTION.
- SEE SHEET S2.0 FOR ADDITIONAL INFORMATION.
- BAY DIMENSIONS ARE MAXIMUMS - IT IS STRUCTURALLY ACCEPTABLE TO USE SMALLER DIMENSIONS.



PROJECT  
**EAST TOWN CROSSING  
CARPORTS**  
PIONEER WAY E PUYALLUP, WA 98371  
SHEET TITLE  
**8-STALL  
FOUNDATION AND FRAMING  
PLANS**

PREPARED FOR  
**CARPORTS OF WASHINGTON**  
P.O. BOX 2389  
BUCKLEY, WASHINGTON 98321

PREPARED BY  
**sh sits & hill**  
CIVIL | STRUCTURAL | SURVEY  
4815 CENTER STREET | TACOMA, WA. 98409  
PHONE: (253) 474-9449 | FAX: (253) 474-0153  
<http://www.sittshill.com/>

APPROVALS  
DESIGNED JPR  
DRAWN JPR  
CHECKED CJT  
DATE 05/20/25  
SCALE AS NOTED

SHEET NO.  
**S14.0**  
PROJECT NO.  
**20,822**

PRCP20250901