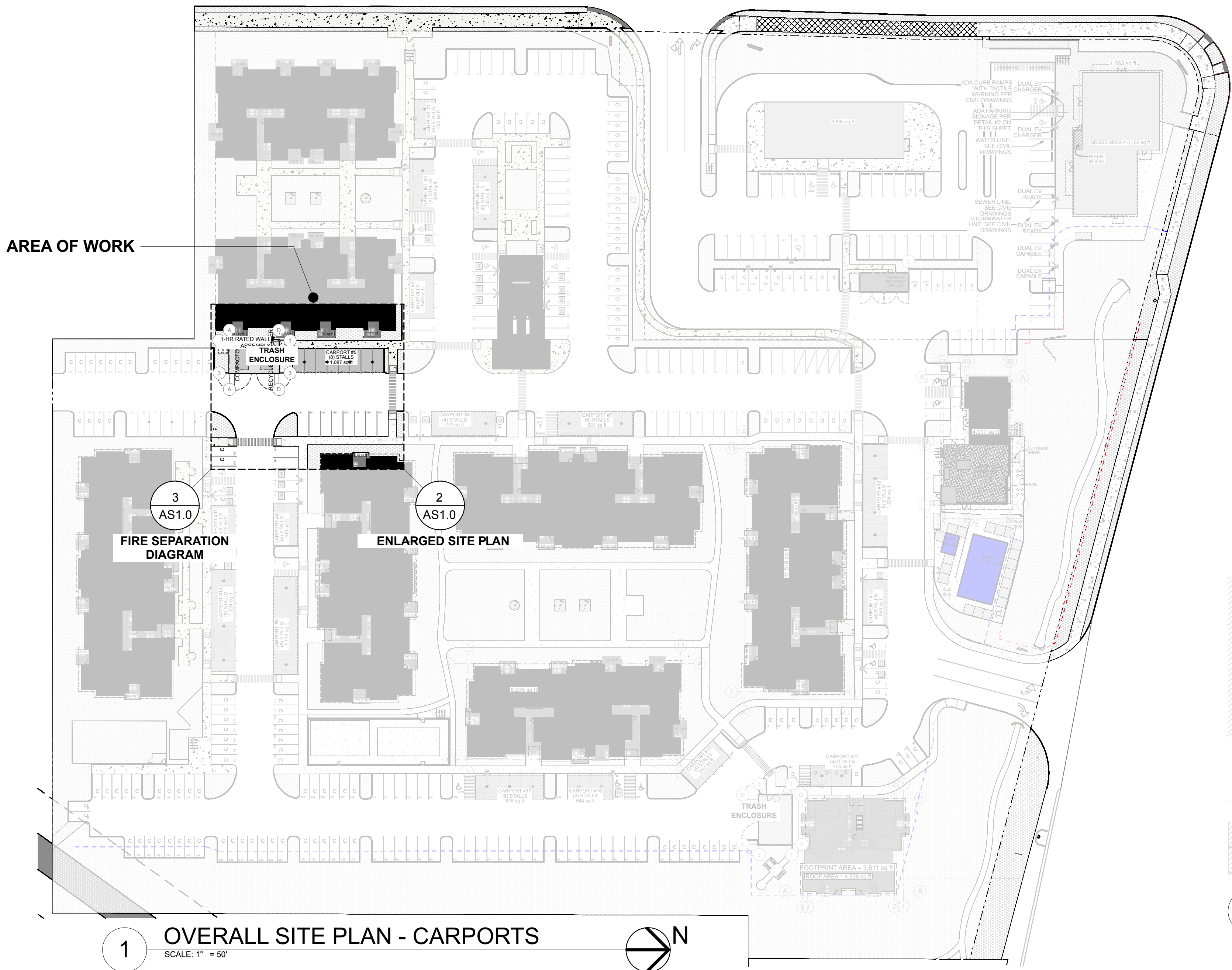
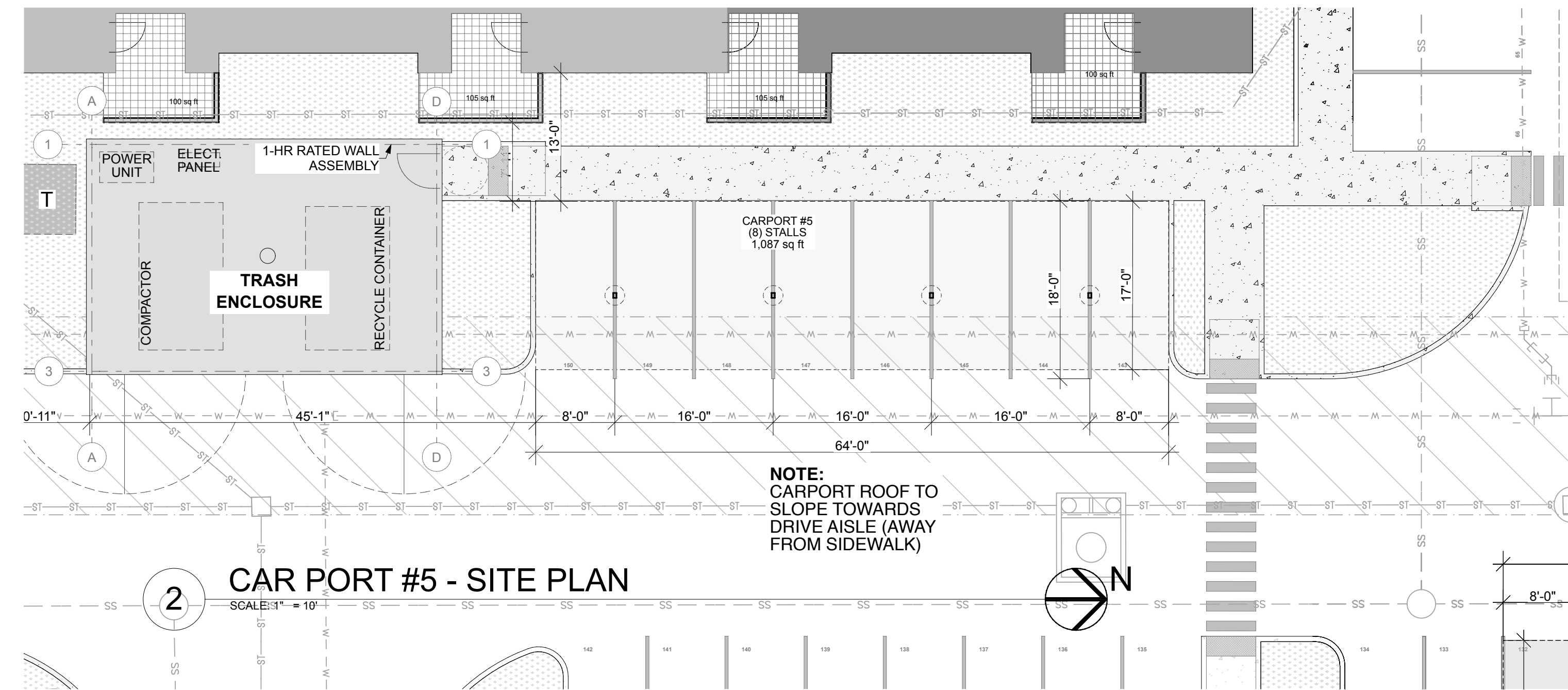


EAST TOWN CROSSING | CARPORTS

CARPORT No.5



City of Puyallup  
Building  
REVIEWED  
FOR  
COMPLIANCE

SKinnear  
07/07/2025  
1:28:18 PM

City of Puyallup  
Development  
Engineering  
APPROVED

See permit  
conditions.

ycharitou  
07/18/2025  
3:30:24 PM

No proposed footings, posts, or  
supports shall be constructed on or  
above any existing public utility  
connections without first relocating the  
utility services or protecting it in place.

Call before you dig. It's the law.  
Dial 811 or call 1-800-424-5555.

City of Puyallup  
Development & Permitting Services  
ISSUED PERMIT

Building	Planning
Engineering	Public Works
Fire	Traffic

Approval of submitted plans is not an  
approval of omissions or oversights by this  
office or non compliance with any applicable  
regulations of local government. The  
contractor is responsible for making sure  
that the building complies with all applicable  
codes and regulations of the local  
government.

The approved construction plans,  
documents, and all engineering must be  
posted on the job at all inspections in a  
visible and readily accessible location.

Full sized legible color plans are required  
to be provided by the permittee on site for  
inspection.

Separate Electrical Permit is required with  
the Washington State Department of Labor  
& Industries.

<https://lni.wa.gov/licensing-permits/electrical/electrical-permits-fees-and-inspections>

or call for Licensing Information:  
1-800-647-0982

City of Puyallup  
Planning  
Division  
APPROVED

See permit  
conditions.

JHulseLew  
07/21/2025  
8:04:33 AM

TEAM INFORMATION:

OWNER'S:  
ASH DEVELOPMENT, LLC  
PUYALLUP, WA  
c/o: GREG HELLE  
253-318-5711  
greg.helle@absherco.com

ARCHITECT :  
SYNTHESIS 9, LLC  
TACOMA, WA  
c/o: BRETT LINDSAY  
253-468-4117  
blindsay@synthesis9.com

CIVIL ENGINEER:  
AHBL, INC.  
TACOMA, WA  
c/o: TODD SAWIN  
253-383-2422  
tsawin@AHBL.com

STRUCTURAL ENGINEER:  
SITTS & HILL  
TACOMA, WA  
c/o: CALEB TIMMER  
253-474-9449

TABLE OF CONTENTS

ARCHITECTURAL	AS1.0 SITE PLAN & PROJECT INFORMATION
STRUCTURAL ** NOT TO SCALE	
S1.0	GENERAL NOTES & TYPICAL SECTION
S2.0	TYPICAL DETAILS & ELEVATIONS
S3.0	4-STALL TYPE 1 FOUNDATION & FRAMING PLANS (#11)
S4.0	4-STALL TYPE 2 FOUNDATION & FRAMING PLAN (#1)
S5.0	4-STALL TYPE 3 FOUNDATION & FRAMING PLAN (#3, 8, 13, 15, 16)
S6.0	4-STALL TYPE 4 FOUNDATION & FRAMING PLAN (#14)
S7.0	4-STALL W/ LONG SPAN FOUNDATION & FRAMING PLAN (#2)
S8.0	5-STALL FOUNDATION & FRAMING PLAN
S9.0	6-STALL TYPE 1 FOUNDATION & FRAMING PLAN (#4)
S10.0	6-STALL TYPE 2 FOUNDATION & FRAMING PLAN (#6)
S11.0	6-STALL W/ LONG SPAN FOUNDATION & FRAMING PLAN (#7, 11, 17)
S12.0	9-STALL W/ LONG SPAN TYPE 1 FOUNDATION & FRAMING PLAN (#9, 10)
S13.0	9-STALL W/ LONG SPAN TYPE 2 FOUNDATION & FRAMING PLAN (#12)
S14.0	8-STALL FOUNDATION & FRAMING PLAN (#5)
CIVIL	
	SEE APPROVED CIVIL PLANS FOR GRADING, UTILITIES & TEMPORARY EROSION CONTROL PLANS

BUILDING SUMMARY

DESCRIPTION: CARPORT  
APPLICABLE BUILDING CODE: 2021 IBC  
FIRE SPRINKLERS: NO  
FIRE ALARM SYSTEM AND SMOKE ALARM: NO  
OCCUPANCY: U  
TYPE OF CONSTRUCTION: VB

OCCUPANT LOAD:  
FUNCTION OF SPACE: ACCESSORY STORAGE  
OCCUPANT LOAD FACTOR: 200 (GROSS)  
OCCUPANT LOAD : 1087/200= 5

PROPOSED GROSS AREA: 1,087 sq ft  
PROPOSED HEIGHT: 8.2 ft

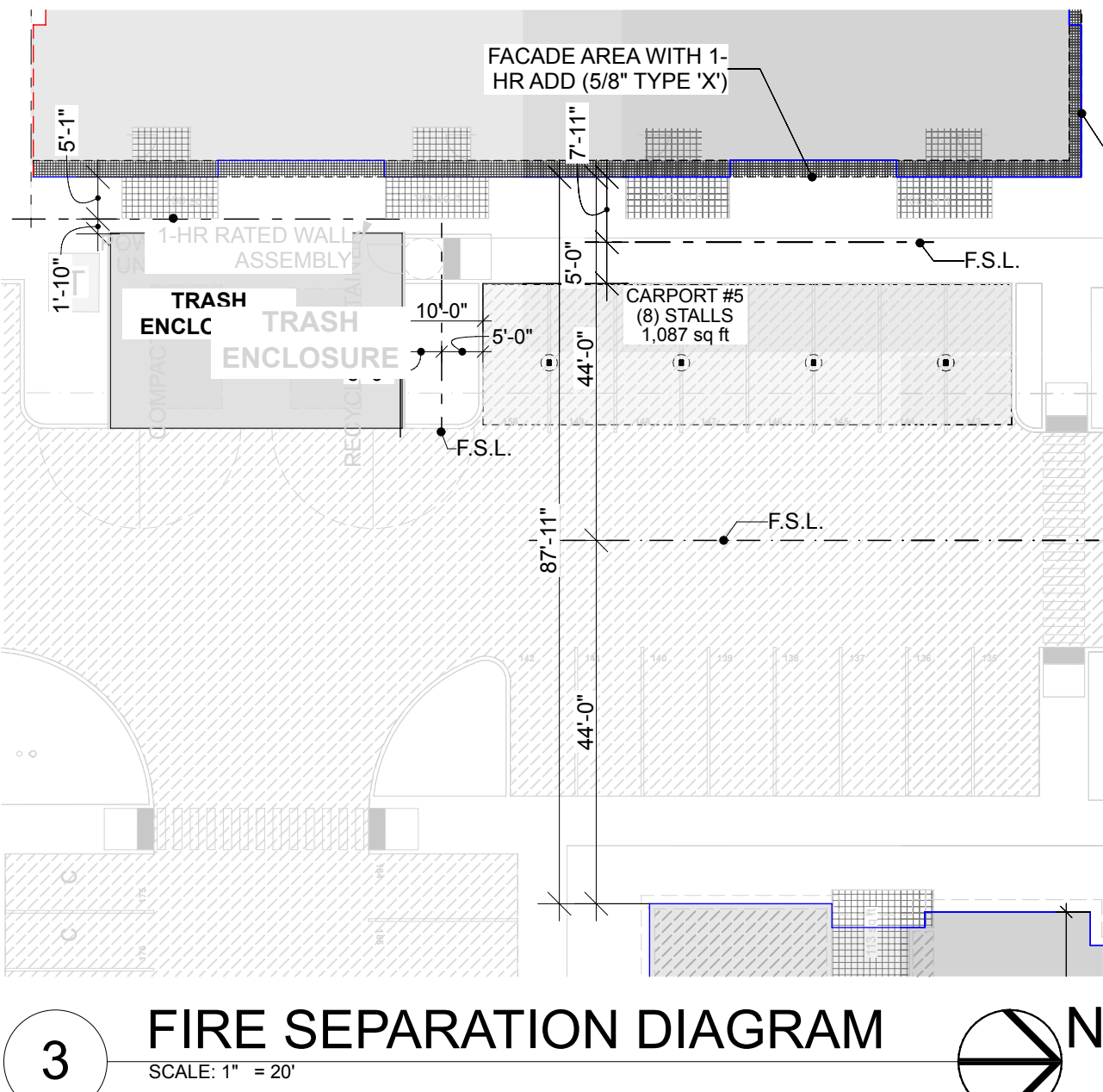
BASE ALLOWABLE BUILDING AREAS, HEIGHT AND STORIES:  
ALLOWABLE AREA PER FLOOR: 13,500 sq ft  
ALLOWABLE MAXIMUM HEIGHT: 40 ft  
ALLOWABLE STORIES: 2

PROJECT SCOPE

INSTALL 1 OF 17 PRE-MANUFACTURED CARPORTS

APPLICABLE CODES:

INTERNATIONAL BUILDING CODE (2021)  
ANSI 117.1 (2017)  
INTERNATIONAL MECHANICAL CODE (2021)  
INTERNATIONAL FIRE CODE (2021)  
INTERNATIONAL ELECTRICAL CODE (2021)  
UNIFORM PLUMBING CODE (2021)  
WASHINGTON STATE ENERGY CODE (2021)  
PORT ORCHARD LAND USE CODE  
WASTEWATER AND SURFACE WATER  
MANAGEMENT - CHAPTER 12.08  
PUBLIC WORKS DESIGN MANUAL  
WASHINGTON STATE AMENDMENTS



SYNTHESIS 9, LLC  
624 N D ST  
TACOMA, WA 98403

RELEASE OF DOCUMENTS  
THIS DOCUMENT AND THE DESIGN DESIGNS  
INCORPORATED HEREIN ARE THE PROPERTY OF  
SYNTHESIS 9, LLC AND ARE NOT TO BE USED OR  
REPRODUCED IN WHOLE OR IN PART WITHOUT THE  
WRITTEN AUTHORIZATION OF SYNTHESIS 9, LLC.

REGISTERED  
ARCHITECT  
BRETT LINDSAY  
STATE OF WASHINGTON

PRCP20250695

EAST TOWN CROSSING  
CARPORT No.5  
3002 E PIONEER WAY PUYALLUP WA

REVISIONS
01 RESPONSE TO 1st COMMENTS: 25.07.01
REVISIONS
DRAWN BY: BL / CM
CHECKED BY: BL
DATE: 25.08.12
TITLE: SITE PLAN & Carport No.5 PROJECT INFO
PROJECT #: 2016
SHEET:

AS1.0



GENERAL STRUCTURAL NOTES

BUILDING CODE:

2021 EDITION OF THE INTERNATIONAL BUILDING CODE (IBC) SHALL BE USED AND SUPPLEMENTED WITH (ASCE) 7-16.

BUILDING CODE REFERENCES:

ALL CODE REFERENCES HEREFTER SHALL CORRESPOND TO THE FOLLOWING EDITIONS, U.N.O.:

MATERIAL	CODE EDITION
CONCRETE	BUILDING CODE REQUIREMENTS FOR STRUCTURAL CONCRETE AND COMMENTARY, (ACI 318)-19.
REINFORCING STEEL	2004 ACI DETAILING MANUAL (ACI SP-66). 15TH EDITION OF (AISC) STEEL CONSTRUCTION MANUAL.
WELDING	STRUCTURAL WELDING CODE - STEEL, (AWS) D1.1-20.
LIGHT GAGE STEEL	2016 (AIS) NORTH AMERICAN SPECIFICATION FOR THE DESIGN OF COLD-FORMED STEEL STRUCTURAL MEMBERS WITH SUPPLEMENT 2.

LOADS:

RISK CATEGORY = II

DESIGN DATA:

ROOF DEAD LOAD AT CARPORTS	
DL ROOFING AND TRIM	1.03 PSF
DL FOR PURLINS	SELF WEIGHT
ROOF SNOW LOAD	25 PSF

WIND:

THE WIND LOADS ARE DETERMINED IN ACCORDANCE WITH ASCE 7-16:

BASIC WIND SPEED V:	110 MPH
EXPOSURE CATEGORY:	C
WIND IMPORTANCE FACTOR:	1.0

SEISMIC:

IMPORTANCE FACTOR Ie = 1.0  
LATITUDE = 47.213645; LONGITUDE =-122.365315  
Ss = 1.308, S1 = 0.451, SEISMIC SITE CLASS = D  
Sds = 1.047, Sd1 = 0.834, SEISMIC DESIGN CATEGORY = D  
RW = 1.25 STEEL ORDINARY CANTILEVERED COLUMNS  
CS = 0.838

FOUNDATION:

GROUND TO BE SW, SP, SM, SC GM & GC PER IBC TABLE 1806.2  
ALLOWABLE SOIL: BEARING CAPACITY (DL+LL): 2,000 PSF

CONTRACTOR SHALL VERIFY SOIL CONDITION PRIOR TO PROCEEDING WITH CONSTRUCTION

CONCRETE:

MINIMUM COMPRESSIVE STRENGTH OF CONCRETE SHALL BE 3,000 PSI TO COMPLY WITH EXPOSURE REQUIREMENT OF IBC TABLE 1904.1. STRUCTURAL DESIGN IS BASED ON f'c OF 2,500 PSI. PER IBC 1705.3, NO SPECIAL INSPECTION IS REQUIRED.

ALL CONCRETE CONSTRUCTION SHALL CONFORM TO ACI. MAXIMUM WATER/CEMENT RATIO (W/C) SHALL BE 0.55. PROVIDE AIR ENTRAINMENT (5% ± 1%) IN CONCRETE EXPOSED TO FREEZE-THAW ACTION.

STRUCTURAL STEEL:

STRUCTURAL STEEL MATERIALS, FABRICATION AND ERECTION SHALL CONFORM TO CURRENT AISC STEEL CONSTRUCTION MANUAL IN ACCORDANCE TO IBC CHAPTER 22. PAINT ALL STRUCTURAL STEEL EXPOSED TO WEATHER UNLESS NOTED OTHERWISE ON DRAWINGS.

MATERIAL SPECIFICATION, UNLESS NOTED OTHERWISE:	
STRUCTURAL SHAPES:	ASTM A992 GRADE 50
BARS AND PLATES:	ASTM A36
STRUCTURAL TUBING/HSS:	ASTM A500, GRADE B (FY = 46 KSI)
BOLTS:	ASTM A307
FLAT; BEVELED WASHERS:	ASTM F436
DIRECT-TENSION WASHERS:	ASTM F959
FILLER METAL:	E70XX ELECTRODES, ALL WELDS SHALL BE SINGLE PASS 3/16" UNLESS NOTED OTHERWISE
COLD FORMED SHAPES:	ASTM A653, FY = 50 KSI
ROOF METAL DECK:	ASTM A792, FY = 80 KSI

SCREW FASTENERS:

SELF DRILLING AND SELF-TAPPING SCREWS SHALL BE #12-14 TEK SCREWS OR APPROVED EQUAL AND SHALL CONFORM TO ASTM A545 OR SAEJ78. SAEJ93 OR ANSI/ASMEB18.6.4.

ROOFING:

1 3/8" PROFILE x 26 GA ROOF DECK (V-LINE 32) OR EQUIVALENT WITH #12-14 TEK SCREWS AT 9" O.C. UNLESS NOTED OTHERWISE OR (4) SCREWS PER 32" WIDE PANEL @ EACH SUPPORT

ROOFING IS V-LINE 32 - 26 GA					
GAUGE	WT.	S+	I+	S-	I-
	(IBS/FT2)	(IN3/FT)	(IN4/FT)	(IN3/FT)	(IN4/FT)
26	0.91	0.0847	0.0619	0.0833	0.0619

PURLINS:

ALL PURLINS ARE ASTM A653 CEE 10 X 3 1/2 X 12 GAUGE UNLESS NOTED OTHERWISE, WITH THE FOLLOWING MINIMUM GROSS PROPERTIES:

GAUGE	DEPTH	FLANGE	LIP	SX	IX	Fy
	(IN)	(IN)	(IN)	(IN3)	(IN4)	(KSI)
12	10.00	3.5	1.0	5.63	28.148	50

GENERAL:

THE STRUCTURAL CONSTRUCTION DOCUMENTS REPRESENT THE FINISHED STRUCTURE. THEY DO NOT INDICATE THE METHOD OF CONSTRUCTION. THE CONTRACTOR SHALL PROVIDE ALL MEASURES NECESSARY TO PROTECT THE STRUCTURE DURING CONSTRUCTION. SUCH MEASURES SHALL INCLUDE, BUT ARE NOT LIMITED TO BRACING AND SHORING FOR LOADS DUE TO CONSTRUCTION EQUIPMENT, ETC. THE STRUCTURAL ENGINEER SHALL NOT BE RESPONSIBLE FOR THE CONTRACTOR'S MEANS, METHODS, TECHNIQUES, SEQUENCES OR PROCEDURE OF CONSTRUCTION, OR THE SAFETY PRECAUTIONS AND THE PROGRAMS INCIDENT THERETO (NOR SHALL OBSERVATION VISITS TO THE SITE INCLUDE INSPECTION OF THESE ITEMS).

CONSTRUCTION MATERIALS SHALL BE SPREAD OUT IF PLACED ON FRAMED CONSTRUCTION. LOAD SHALL NOT EXCEED THE DESIGN LIVE LOAD PER SQUARE FOOT.

WHERE REFERENCE IS MADE TO VARIOUS TEST STANDARDS OR MATERIALS, SUCH STANDARDS SHALL BE THE LATEST EDITION AND/OR ADDENDA.

ESTABLISH AND VERIFY ALL OPENINGS AND INSERTS FOR MECHANICAL, PLUMBING AND ELECTRICAL WITH APPROPRIATE TRADES, DRAWINGS AND SUBCONTRACTORS PRIOR TO CONSTRUCTION.

OPTIONS ARE FOR CONTRACTOR'S CONVENIENCE. IF AN OPTION IS CHOSEN, CONTRACTOR SHALL BE RESPONSIBLE FOR ALL NECESSARY CHANGES AND SHALL COORDINATE ALL DETAILS.

AS REV. ON DRAWING: SUBJECT OF REVISION:

REVISION #: DATE: TYPE:

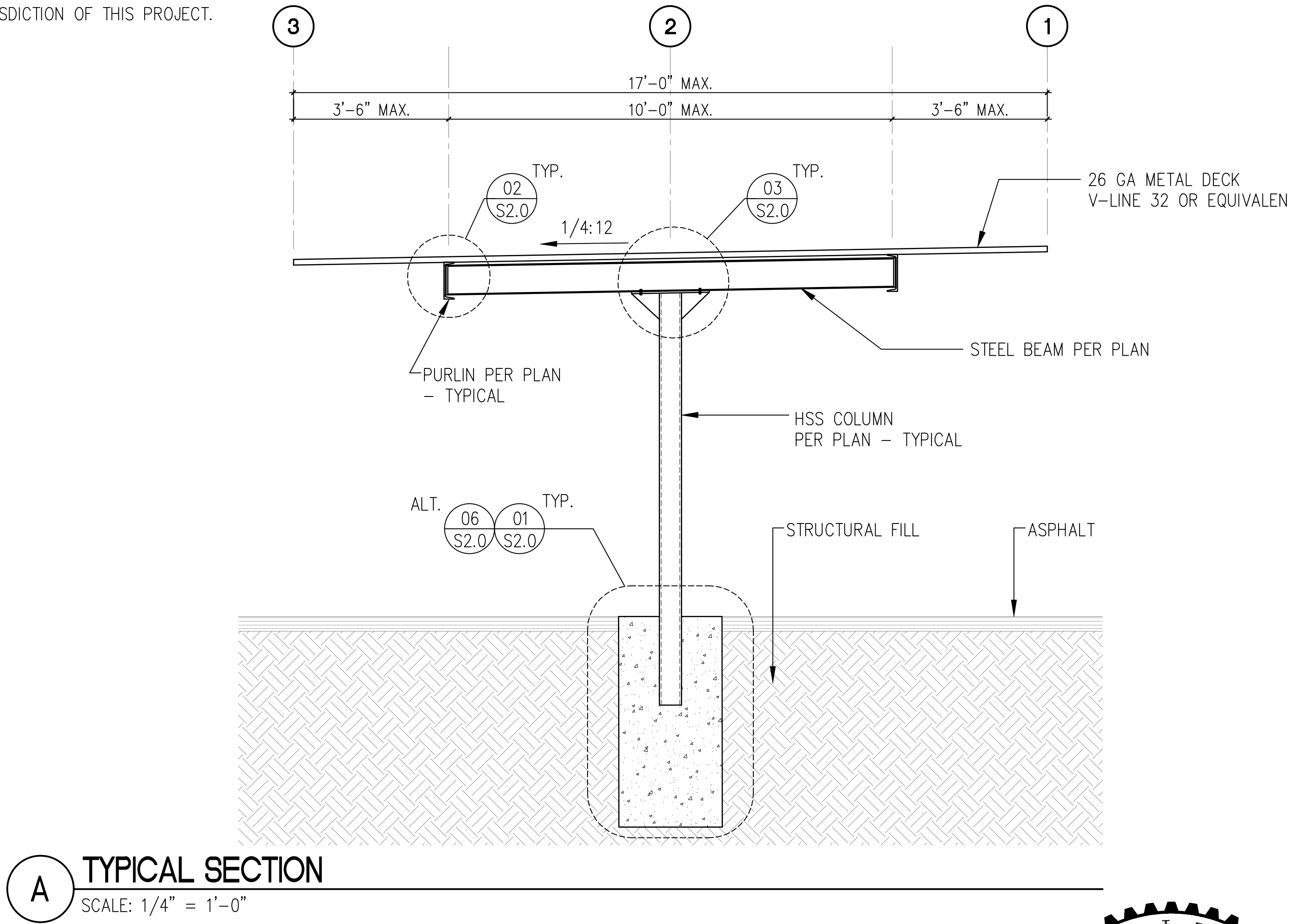
NOTES AND DETAILS ON DRAWINGS SHALL TAKE PRECEDENCE OVER GENERAL STRUCTURAL NOTES AND TYPICAL DETAILS. WHERE NO DETAILS ARE SHOWN, CONSTRUCTION SHALL CONFORM TO SIMILAR WORK ON THE PROJECT.

CONTRACTOR SHALL BE RESPONSIBLE FOR VERIFICATION OF ALL DIMENSIONS WITH OWNER PRIOR TO START OF CONSTRUCTION. RESOLVE ANY DISCREPANCY WITH THE OWNER.

TYPICAL DETAILS MAY NOT NECESSARILY BE CUT ON PLANS, BUT APPLY, U.N.O.

WHERE DISCREPANCIES OCCUR BETWEEN PLANS, DETAILS, GENERAL STRUCTURAL NOTES AND/OR SPECIFICATIONS, THE GREATER REQUIREMENTS SHALL GOVERN.

ANY ENGINEERING DESIGN, PROVIDED BY OTHERS AND SUBMITTED FOR REVIEW, SHALL BEAR THE SEAL OF A REGISTERED ENGINEER RECOGNIZED BY THE BUILDING CODE JURISDICTION OF THIS PROJECT.



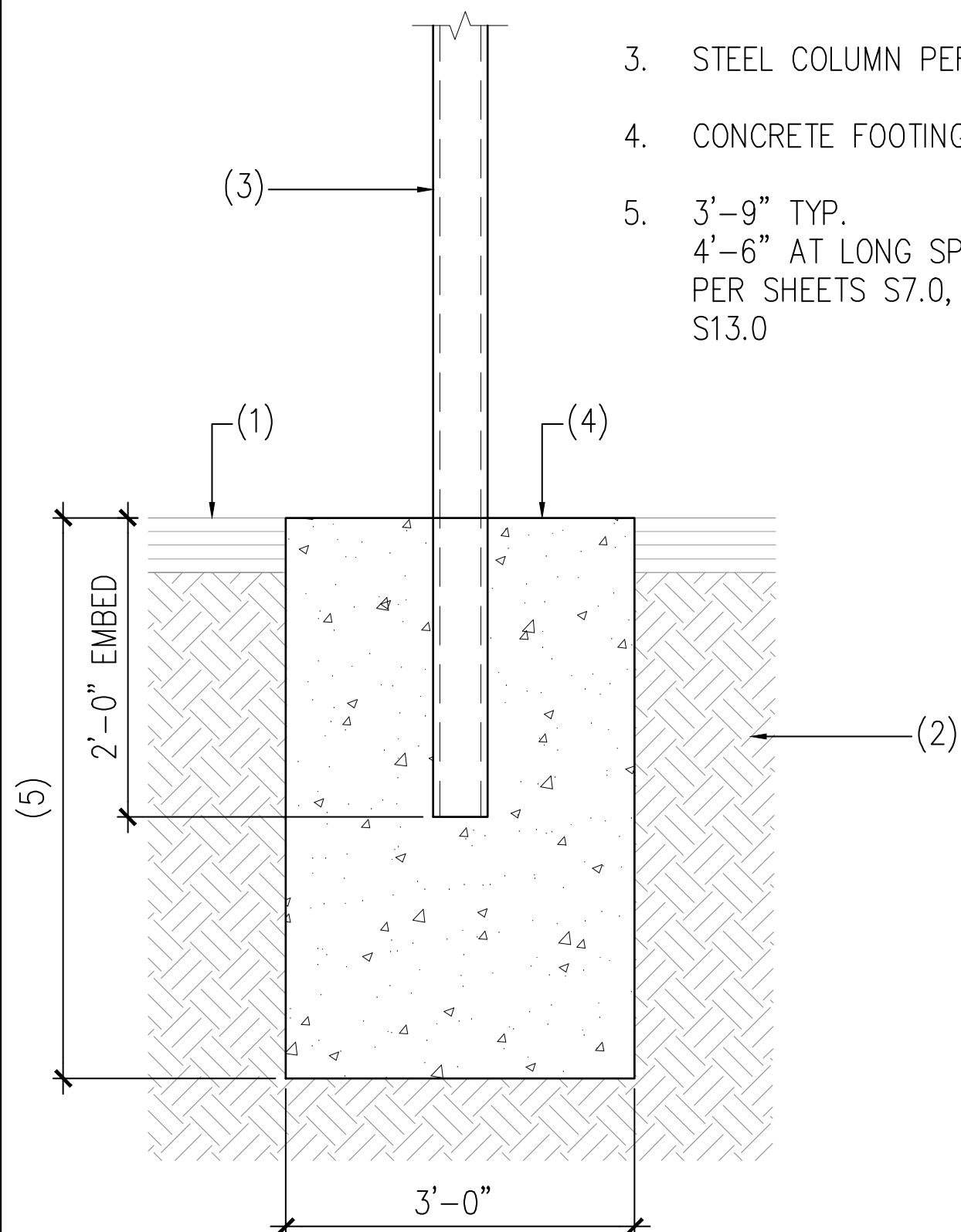
A TYPICAL SECTION  
SCALE: 1/4" = 1'-0"



0:\20800\20822\Drawings\20822 - S2.0 - D&E.dwg last edited: 05/20/25 5:08pm by: Roguindin

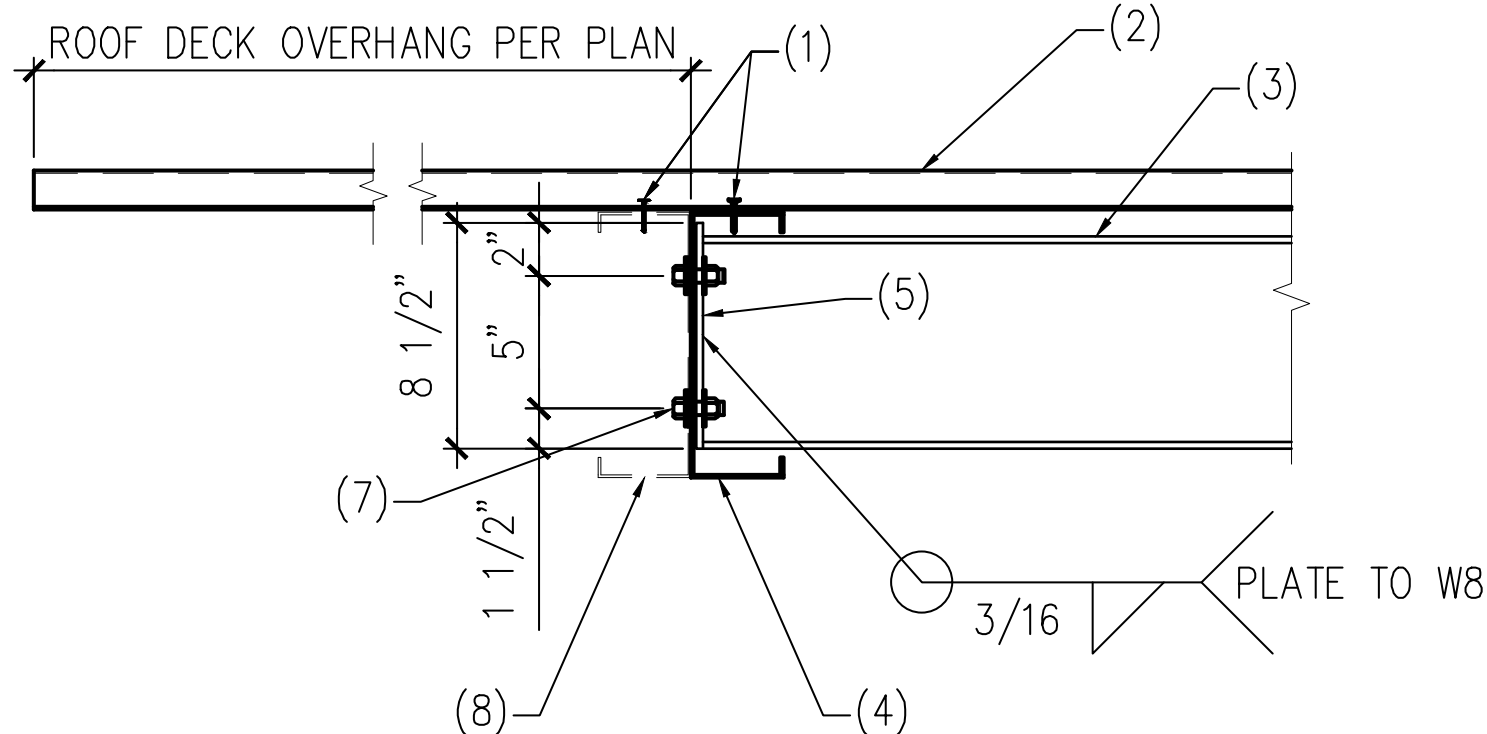
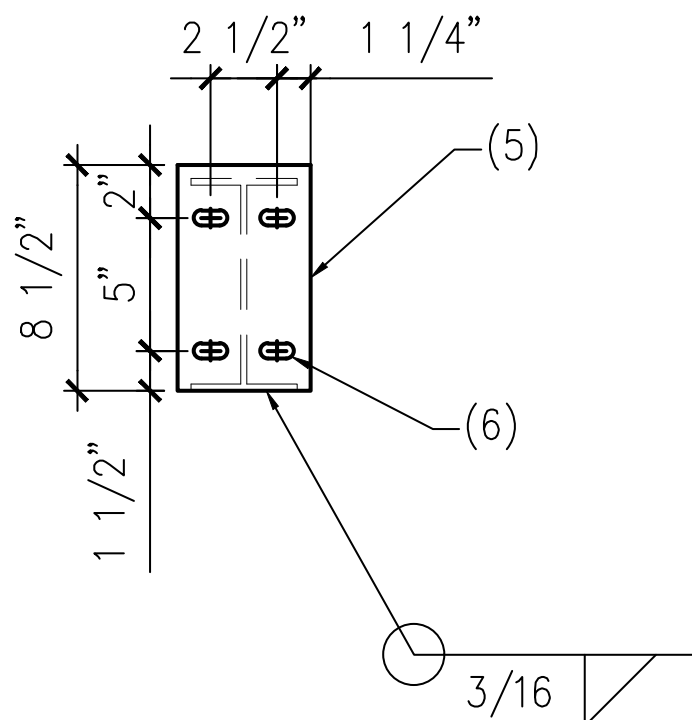
#### NOTES:

1. ASPHALT
2. NATIVE SOIL OR STRUCTURAL FILL
3. STEEL COLUMN PER PLAN
4. CONCRETE FOOTING PER PLAN
5. 3'-9" TYP.  
4'-6" AT LONG SPAN  
PER SHEETS S7.0, S11.0, S12.0,  
S13.0



#### NOTES:

1. #12-14 TEK SCREWS PER  
DETAIL 4
2. DECKING PER PLAN
3. STEEL BEAM PER PLAN
4. PURLIN PER PLAN
5. 5"x8 1/2"x1/4" A36 STEEL  
PLATE
6. (4) 9/16" x 11/16"  
SLOTTED HOLES WITH 1/2"  
DIAMETER BOLTS
7. (4) 1/2" DIAMETER BOLTS
8. EXTRA PURLIN PER PLANS - ATTACH  
DECKING TO EACH PURLIN AND ATTACH  
PURLINS TOGETHER WITH (2) #12 SCREWS  
AT 24" O.C.



AS REV. ON DRAWING:

SUBJECT OF REVISION:  
COORDINATION

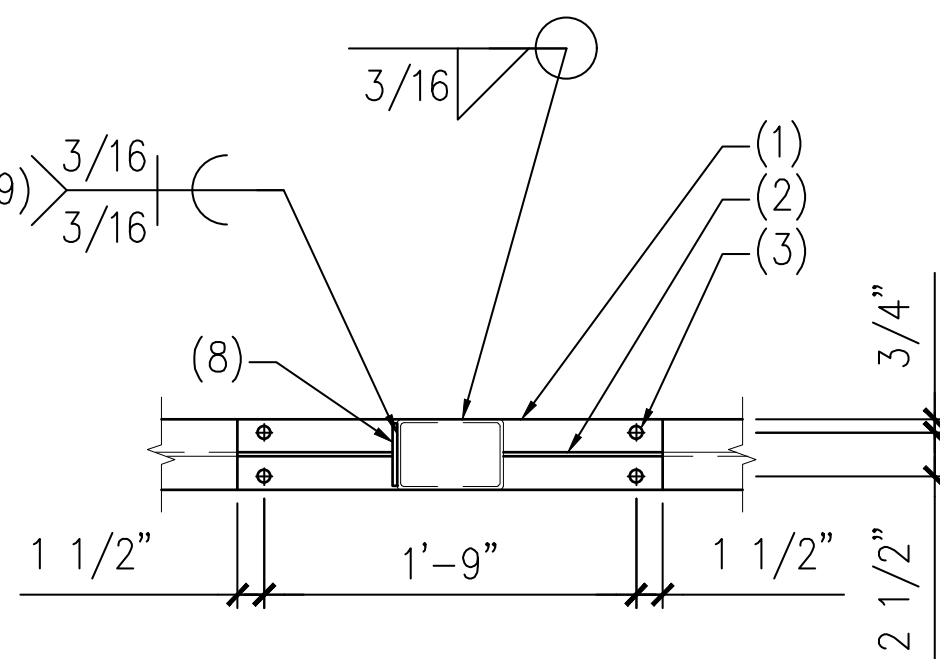
REVISION #:  
1

DATE:  
05/20/25

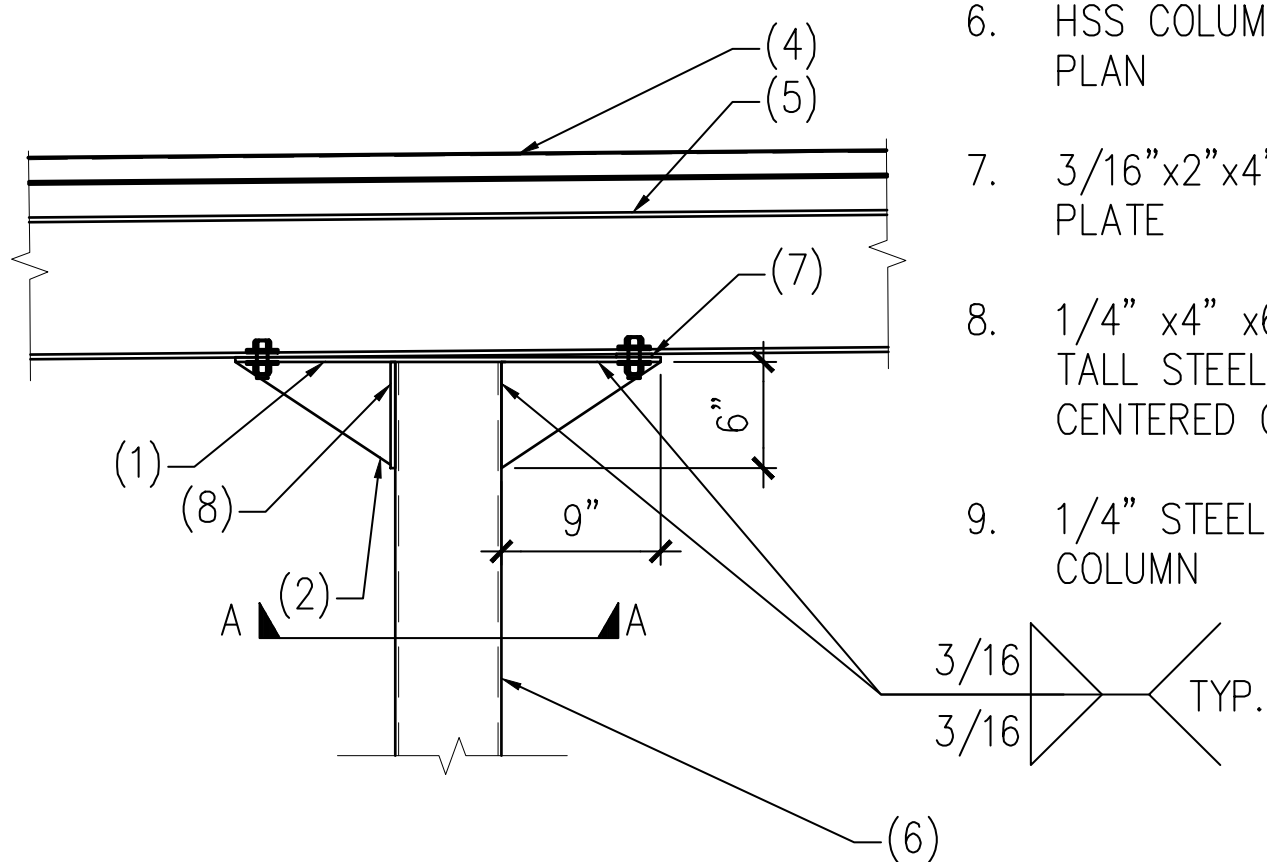
TYPE:

#### NOTES:

1. 3/8"x4"x24" STEEL  
CAP PLATE WITH (4)  
5/8" DIAMETER BOLTS  
WITH NUTS AND  
WASHERS
2. 1/4"x6"x9" STIFFENER  
PLATE EACH SIDE OF  
COLUMN
3. (4) STANDARD  
DIAMETER HOLES
4. METAL DECKING PER  
PLAN
5. STEEL BEAM PER  
DETAIL 5
6. HSS COLUMN PER  
PLAN
7. 3/16"x2"x4" SHIM  
PLATE
8. 1/4" x4" x6 1/4"  
TALL STEEL PLATE -  
CENTERED ON POST
9. 1/4" STEEL PLATE TO  
COLUMN

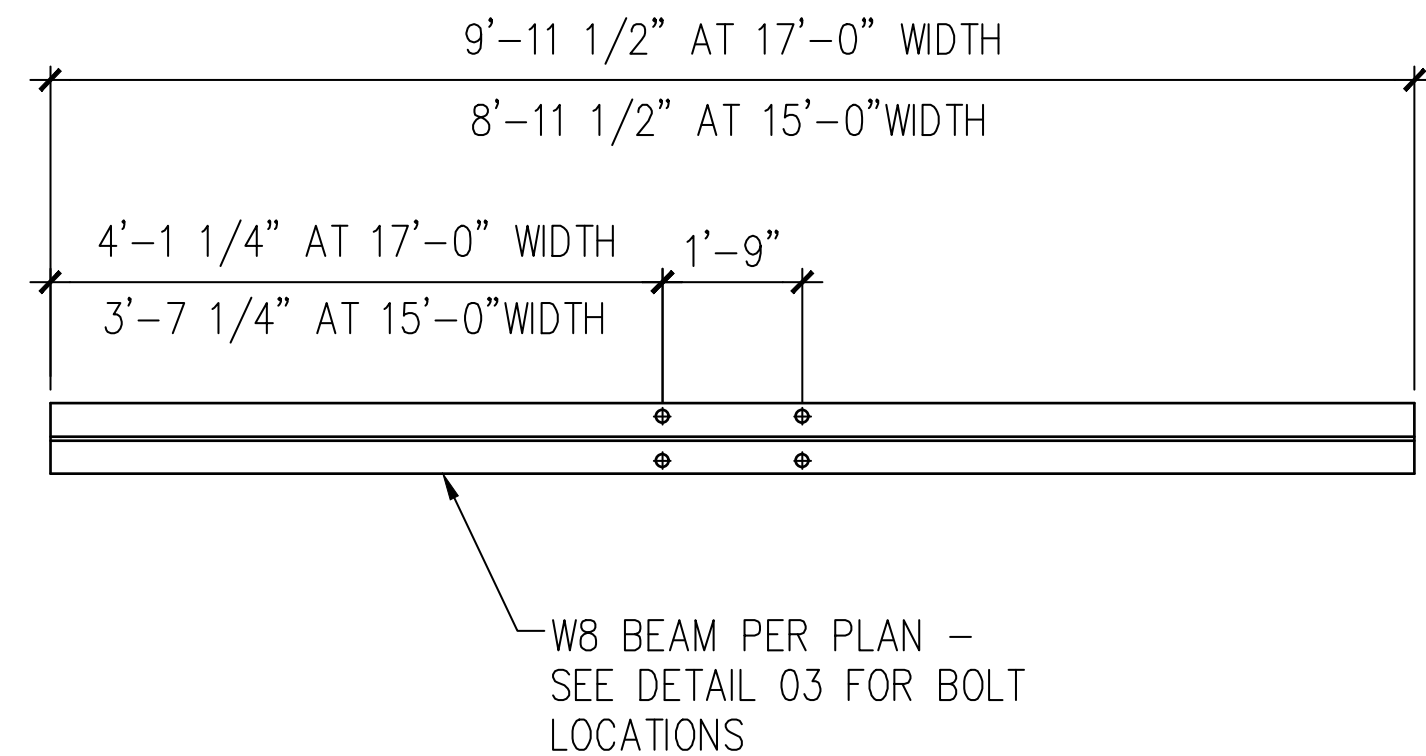


SECTION A-A



#### 04 ROOF SCREW PATTERN

SCALE: N.T.S.



01

#### TYPICAL COLUMN FOOTING

SCALE: N.T.S.

02

#### BEAM TO PURLIN CONNECTION

SCALE: N.T.S.

03

#### BEAM TO COLUMN CONNECTION

SCALE: N.T.S.

05

#### W8 RAFTER LAYOUT

SCALE: N.T.S.

#### NOTES:

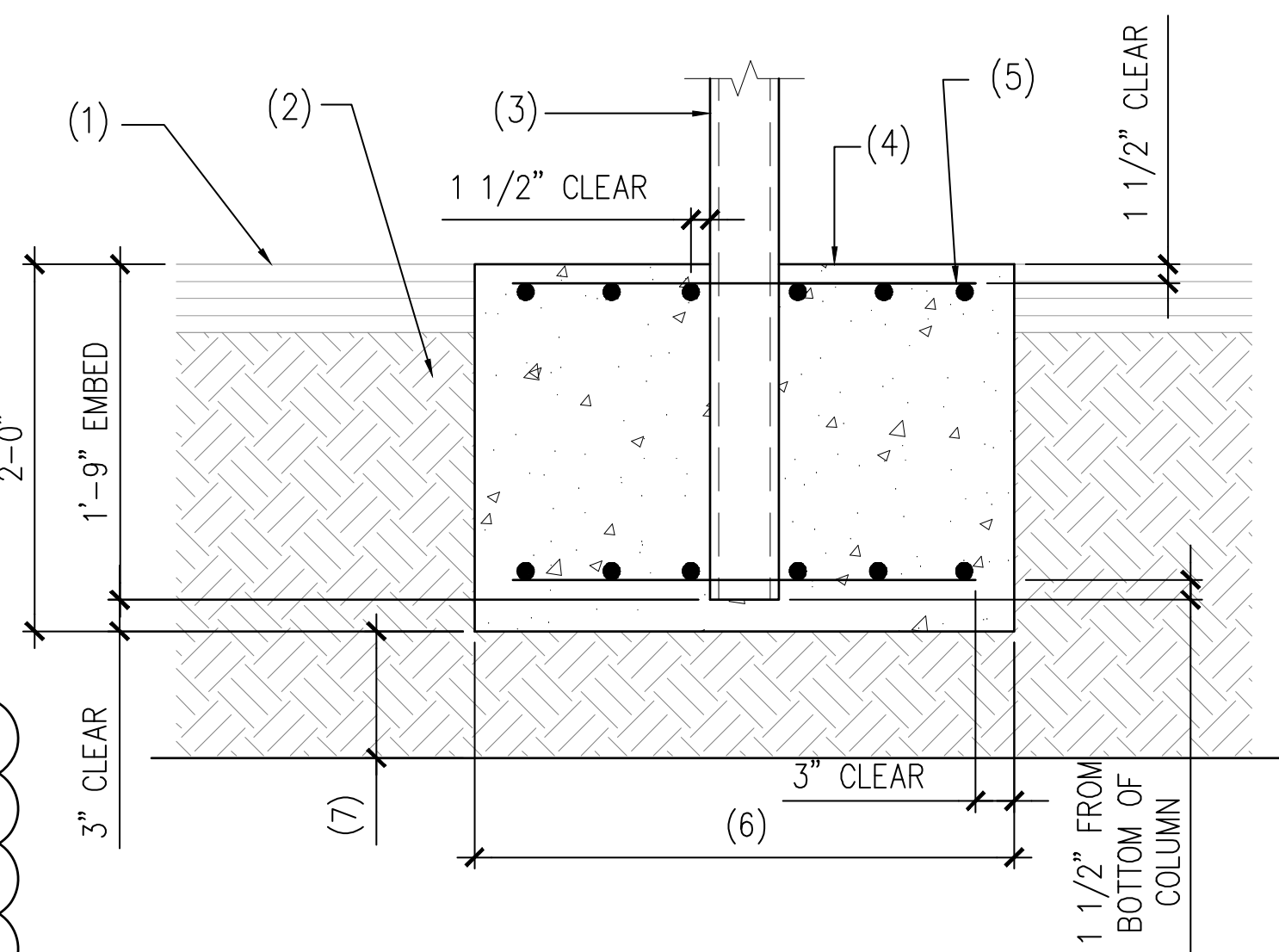
1. SEE STRUCTURAL NOTES ON SHEET S1.0
2. VERIFY ALL DIMENSIONS PRIOR TO  
PROCEEDING WITH CONSTRUCTION
3. BAY DIMENSIONS ARE MAXIMUMS - IT IS  
STRUCTURALLY ACCEPTABLE TO USE  
SMALLER DIMENSIONS
4. PROVIDE HEIGHT PER TABLE
5. SEE TABLE BELOW FOR SHEET SHOWING  
ASSOCIATED STALL CONFIGURATION:

CONFIGURATION	SHEET #	CLR. HEIGHT
4-STALL TYPE 1	S3.0	7'-2"
4-STALL TYPE 2	S4.0	7'-2"
4-STALL TYPE 3	S5.0	7'-2"
4-STALL TYPE 4	S6.0	7'-2"
4-STALL LONG SPAN	S7.0	8'-2"
5-STALL	S8.0	7'-2"
6-STALL TYPE 1	S9.0	7'-2"
6-STALL TYPE 2	S10.0	7'-2"
6-STALL LONG SPAN	S11.0	7'-2"
9-STALL LONG TYPE 1	S12.0	8'-2"
9-STALL LONG TYPE 2	S13.0	7'-2"
8-STALL	S14.0	7'-2"

06

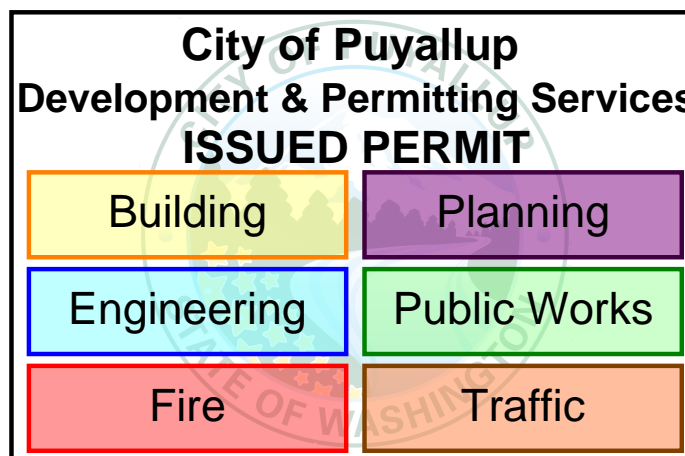
#### ALTERNATE COLUMN FOOTING

SCALE: N.T.S.



#### NOTES:

1. ASPHALT OR CONCRETE AS OCCURS
2. SUBGRADE PER GSN
3. STEEL COLUMN PER PLAN
4. CONCRETE FOOTING
5. PROVIDE MIN. (6) #4 BARS E.W. TOP AND  
BOTTOM - PLACE (1) BAR WITHIN 1 1/2" OF  
EACH SIDE OF THE COLUMN, EACH WAY  
TYPICAL.
6. 4'-6" SQUARE TYPICAL.  
4'-9" SQUARE LONG SPAN
7. UNDERGROUND R-TANK BY OTHERS AT  
6-STALL PER SHEET S9.0. PROVIDE MINIMUM  
12" CLEARANCE FROM BOTTOM OF FOOTING  
TO TOP OF R-TANK SYSTEM.



A

#### TYPICAL ELEVATION

SCALE: 1/8" = 1'-0"

PROJECT  
**EAST TOWN CROSSING  
CARPORTS**  
PIONEER WAY E PUYALLUP, WA 98371

SHEET TITLE  
**TYPICAL DETAILS  
AND ELEVATION**

PREPARED FOR  
**CARPORTS OF WASHINGTON**  
P.O. BOX 2389  
BUCKLEY, WASHINGTON 98321

PREPARED BY  
**sh sits & hill**  
CIVIL | STRUCTURAL | SURVEY  
4815 CENTER STREET | TACOMA, WA. 98409  
PHONE: (253) 474-9449 | FAX: (253) 474-0153  
<http://www.sittshill.com/>

APPROVALS  
DESIGNED: JPR  
DRAWN: JPR  
CHECKED: CJT  
DATE: 05/20/2025  
SCALE: AS NOTED

SHEET NO.

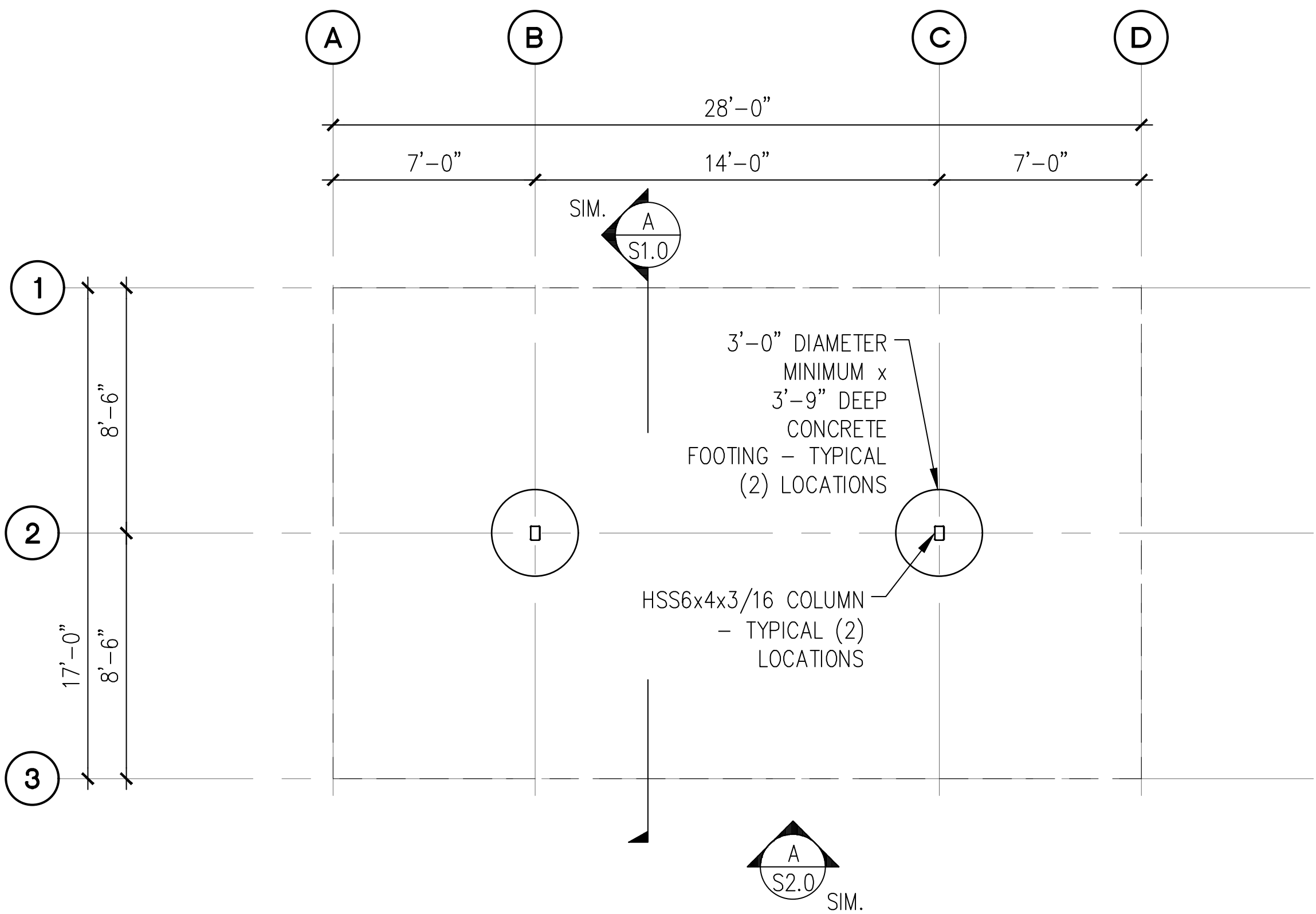
S2.0

PROJECT NO.

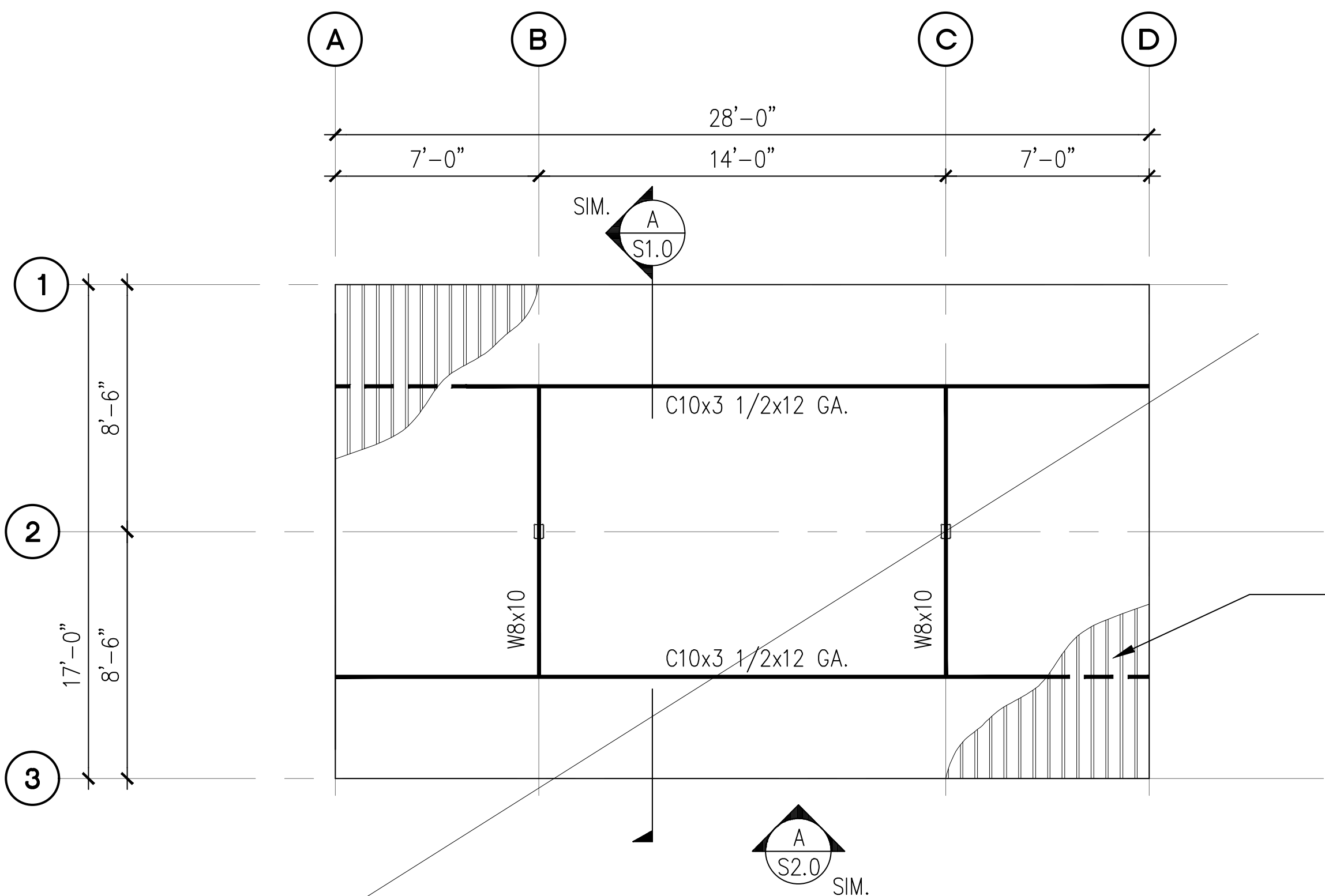
20,822

PRCP20250695





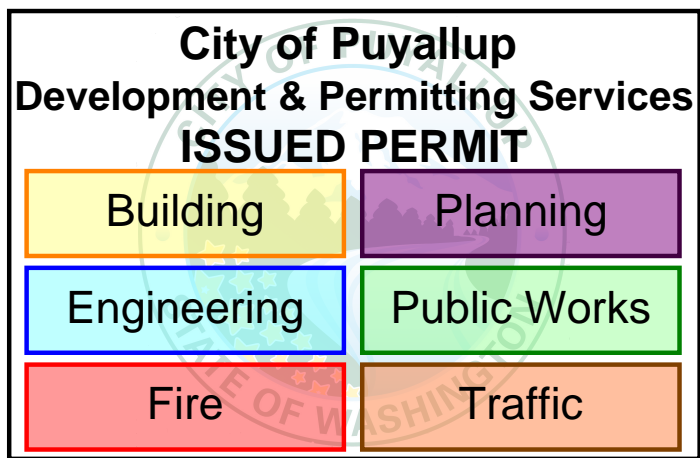
**A** 4-STALL TYPE 1 CARPORT FOUNDATION PLAN  
SCALE: 1/8" = 1'-0"



**B** 4-STALL TYPE 1 CARPORT ROOF FRAMING PLAN  
SCALE: 1/8" = 1'-0"

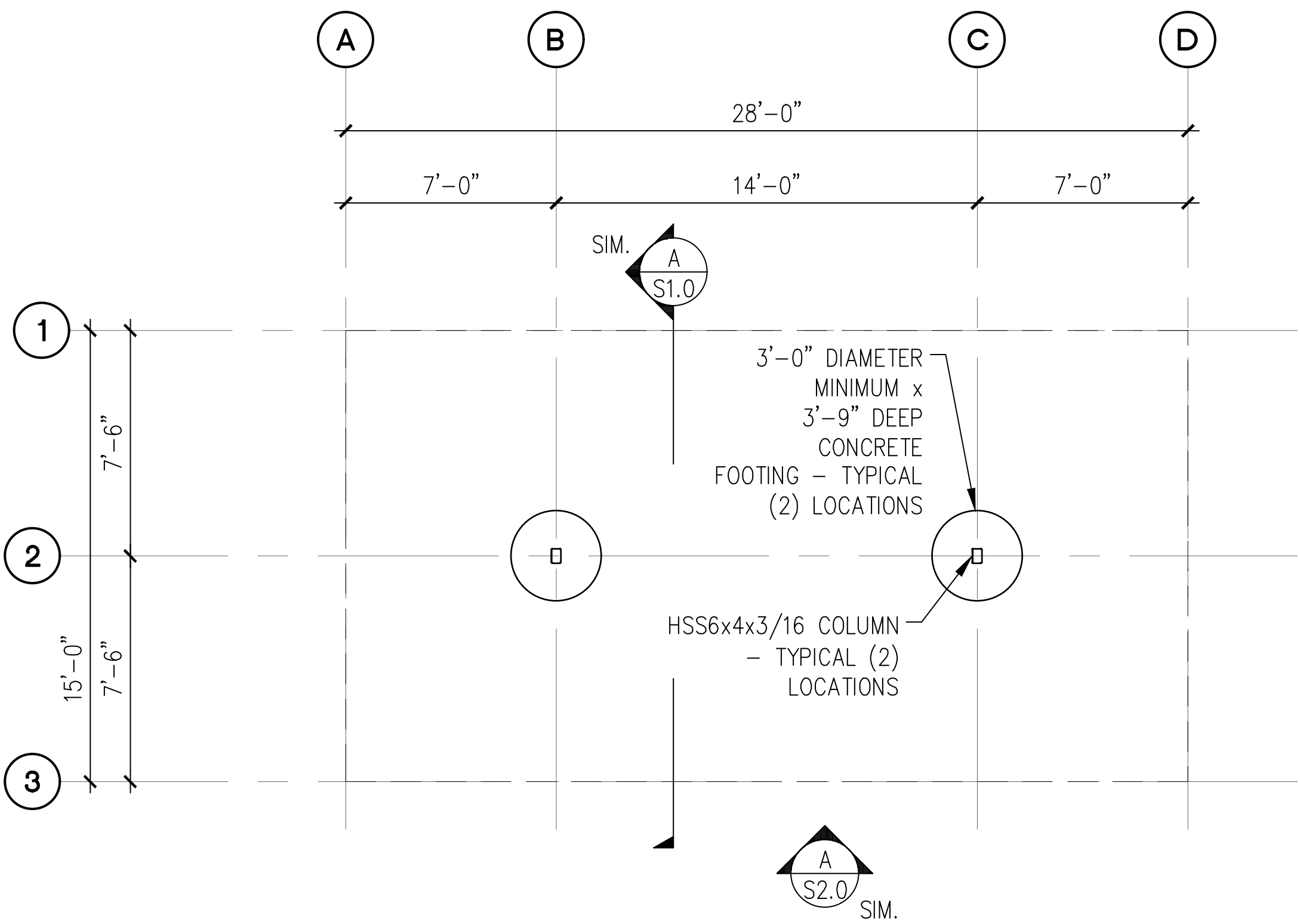
NOT USED

- NOTES ON SHEET 1.0.
1. DIMENSIONS PRIOR TO PROCEEDING CONSTRUCTION.
  2. SEE SHEET S2.0 FOR ADDITIONAL INFORMATION.
  3. BAY DIMENSIONS ARE MAXIMUMS – IT IS STRUCTURALLY ACCEPTABLE TO USE SMALLER DIMENSIONS.
  4. CARPORT #11

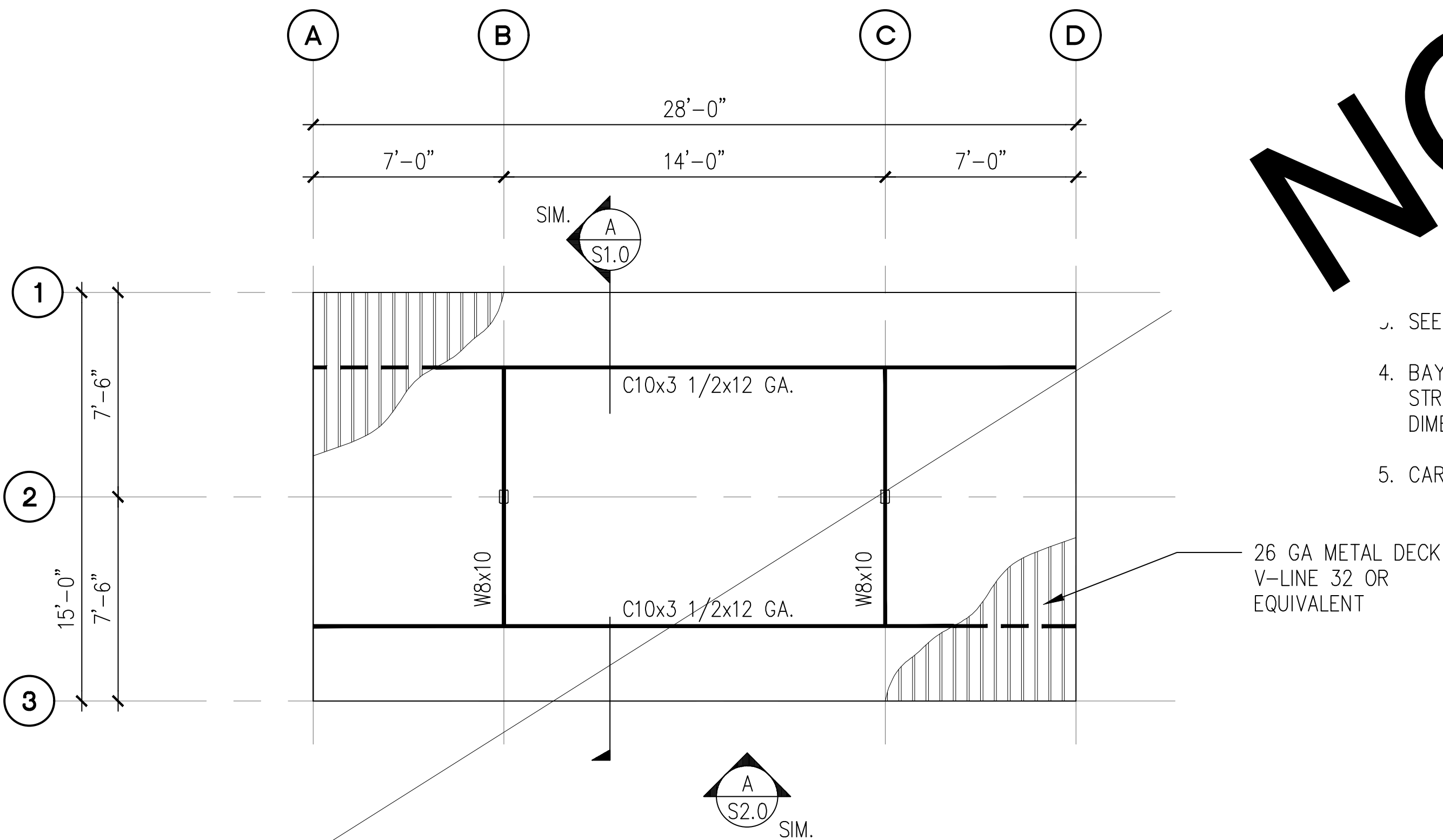


<div>PROJECT</div> <div>EAST TOWN CROSSING CARPORTS</div> <div>PIONEER WAY E PUYALLUP, WA 98371</div> <div>SHEET TITLE</div> <div>4-STALL TYPE 1 FOUNDATION AND FRAMING PLANS</div>	<div>PREPARED FOR</div> <div>CARPORTS OF WASHINGTON</div> <div>P.O. BOX 2389</div> <div>BUCKLEY, WASHINGTON 98321</div>	<div>PREPARED BY</div> <div> <b>sitts&amp;hill</b></div> <div>CIVIL   STRUCTURAL   SURVEY</div> <div>4815 CENTER STREET   TACOMA, WA. 98409</div> <div>PHONE: (253) 474-9449   FAX: (253) 474-0153</div> <div>http://www.sittshill.com/</div>	<div>APPROVALS</div> <div>DESIGNED JPR</div> <div>DRAWN JPR</div> <div>CHECKED CJT</div> <div>DATE 02/13/25</div> <div>SCALE AS NOTED</div>	<div>SHEET NO.</div> <div>S3.0</div> <div>PROJECT NO.</div> <div>20,822</div>
---	---	--	---	---






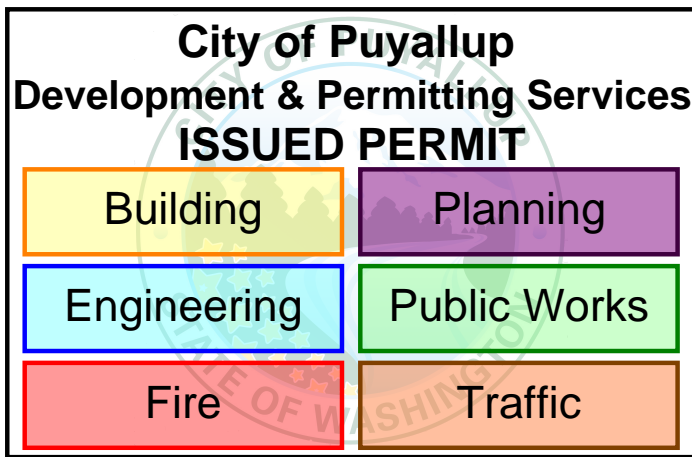
**A** 4-STALL TYPE 2 CARPORT FOUNDATION PLAN  
SCALE: 1/8" = 1'-0"



**B** 4-STALL TYPE 2 CARPORT ROOF FRAMING PLAN  
SCALE: 1/8" = 1'-0"

NOT USED

- NOTES ON SHEET 1.0.
1. ALL DIMENSIONS PRIOR TO PROCEEDING CONSTRUCTION.
  2. SEE SHEET S2.0 FOR ADDITIONAL INFORMATION.
  3. BAY DIMENSIONS ARE MAXIMUMS - IT IS STRUCTURALLY ACCEPTABLE TO USE SMALLER DIMENSIONS.
  4. CARPORT #1



PROJECT  
**EAST TOWN CROSSING  
CARPORTS**  
PIONEER WAY E PUYALLUP, WA 98371

SHEET TITLE  
**4-STALL TYPE 2 FOUNDATION  
AND FRAMING PLANS**

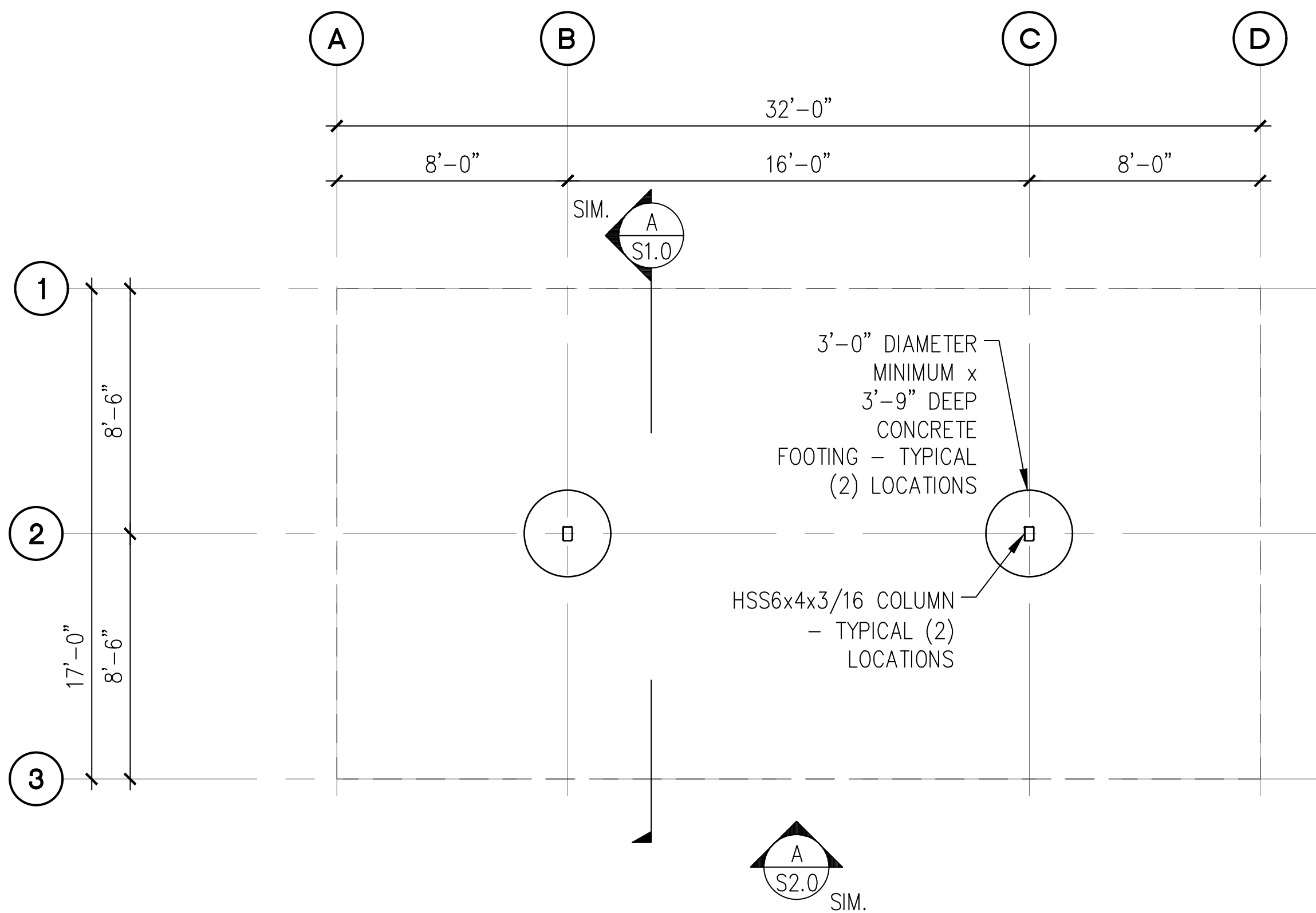
PREPARED FOR  
**CARPORTS OF WASHINGTON**  
P.O. BOX 2389  
BUCKLEY, WASHINGTON 98321

PREPARED BY  
**sh sitts & hill**  
CIVIL | STRUCTURAL | SURVEY  
4815 CENTER STREET | TACOMA, WA. 98409  
PHONE: (253) 474-9449 | FAX: (253) 474-0153  
<http://www.sittshill.com/>

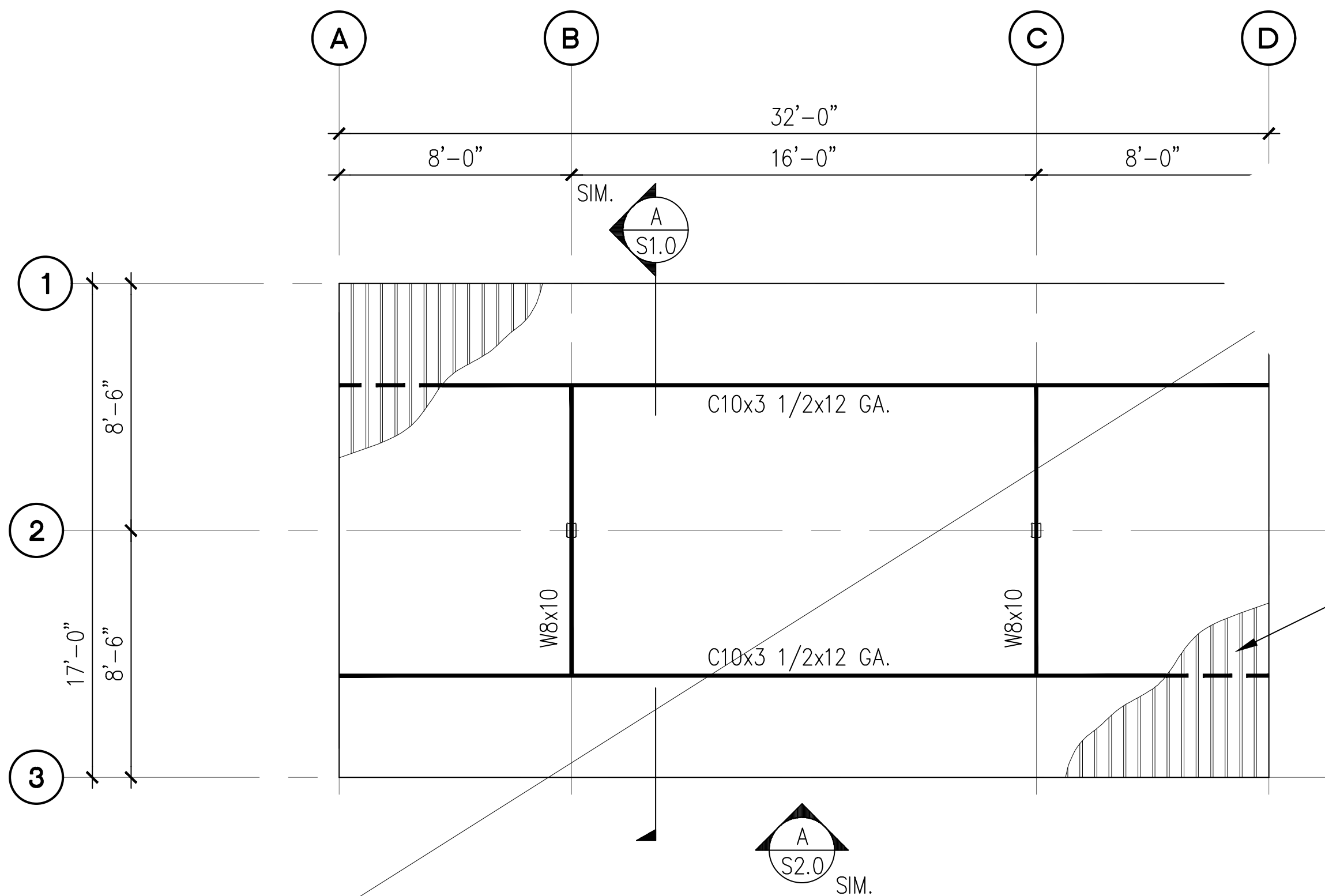
APPROVALS  
DESIGNED JPR  
DRAWN JPR  
CHECKED CJT  
DATE 02/13/25  
SCALE AS NOTED

SHEET NO.  
**S4.0**  
PROJECT NO.  
**20,822**





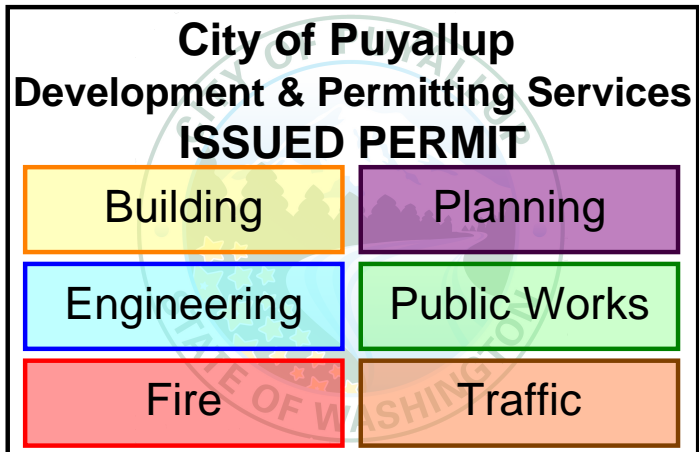
**A 4-STALL TYPE 3 CARPORT FOUNDATION PLAN**  
SCALE: 1/8" = 1'-0"



**B 4-STALL TYPE 3 CARPORT ROOF FRAMING PLAN**  
SCALE: 1/8" = 1'-0"

NOT USED

- NOTES ON SHEET 1.0.
1. ALL DIMENSIONS PRIOR TO PROCEEDING CONSTRUCTION.
  2. SEE SHEET S2.0 FOR ADDITIONAL INFORMATION.
  3. BAY DIMENSIONS ARE MAXIMUMS - IT IS STRUCTURALLY ACCEPTABLE TO USE SMALLER DIMENSIONS.
  4. CARPORTS #3,8,13,15,16



02/13/25

PROJECT  
**EAST TOWN CROSSING  
CARPORTS**  
PIONEER WAY E PUYALLUP, WA 98371

SHEET TITLE  
**4-STALL TYPE 3 FOUNDATION  
AND FRAMING PLANS**

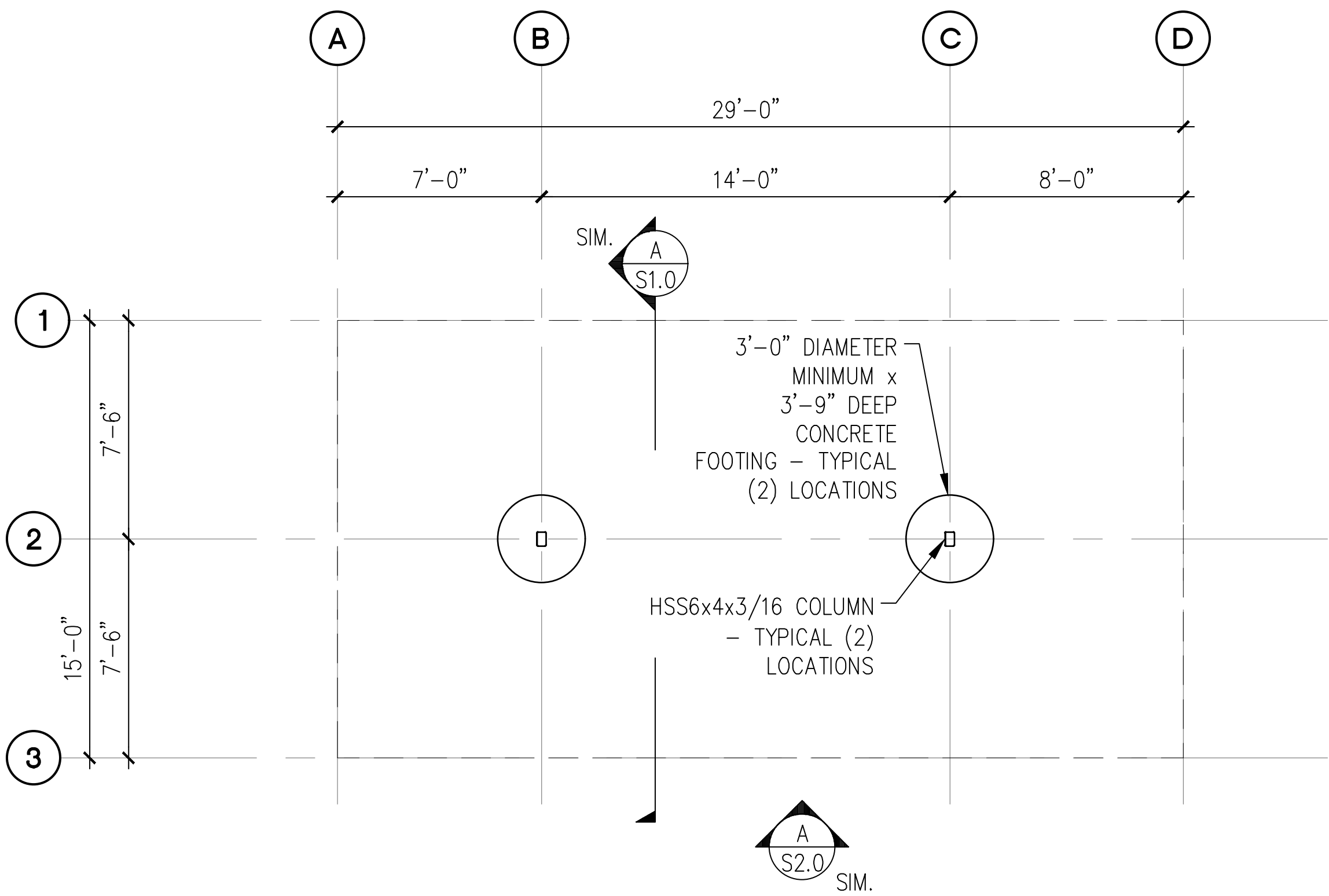
PREPARED FOR  
**CARPORTS OF WASHINGTON**  
P.O. BOX 2389  
BUCKLEY, WASHINGTON 98321

PREPARED BY  
**sh sitts & hill**  
CIVIL | STRUCTURAL | SURVEY  
4815 CENTER STREET | TACOMA, WA. 98409  
PHONE: (253) 474-9449 | FAX: (253) 474-0153  
<http://www.sittshill.com/>

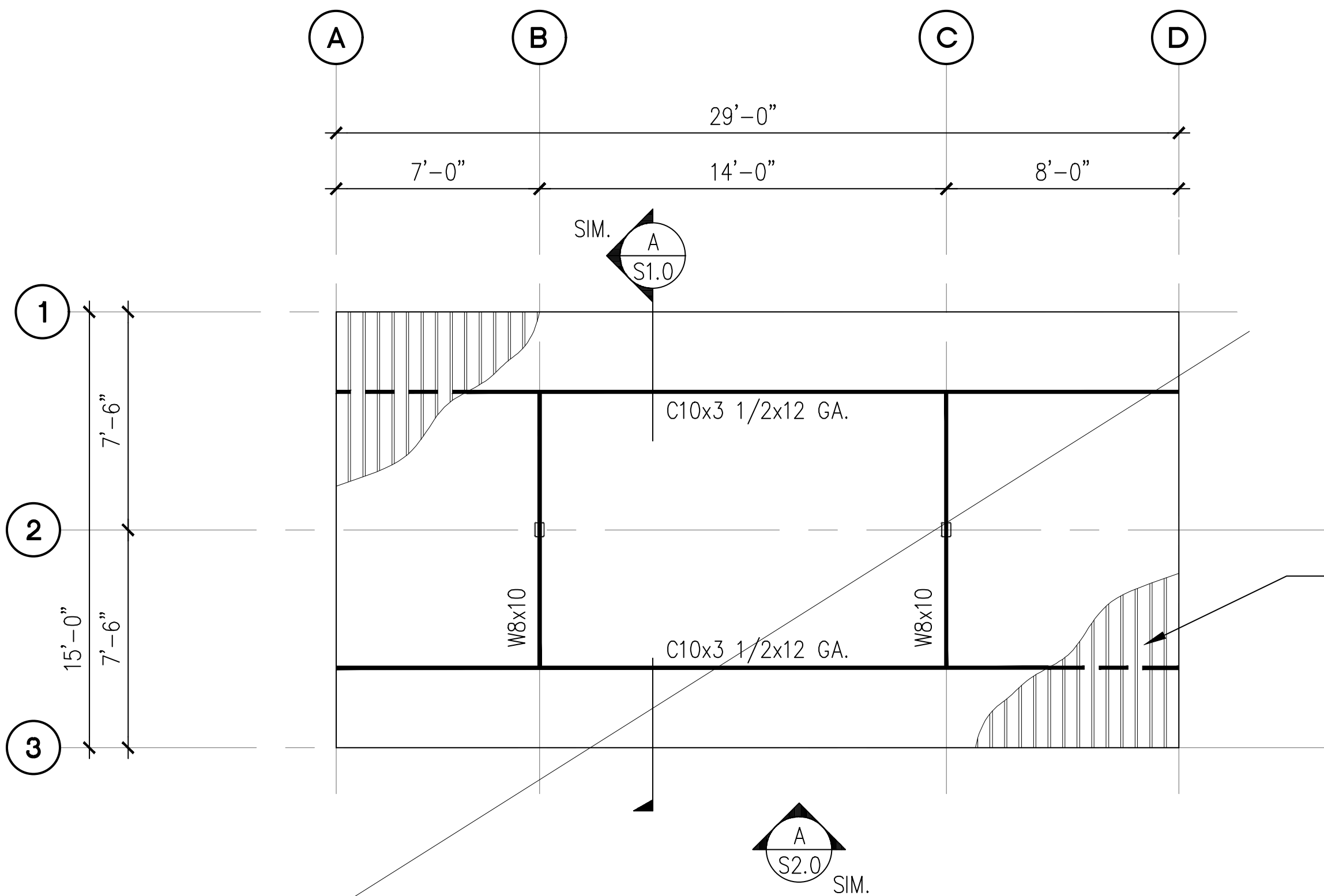
APPROVALS  
DESIGNED JPR  
DRAWN JPR  
CHECKED CJT  
DATE 02/13/25  
SCALE AS NOTED

SHEET NO.  
**S5.0**  
PROJECT NO.  
**20,822**





**A** 4-STALL TYPE 4 CARPORT FOUNDATION PLAN  
SCALE: 1/8" = 1'-0"


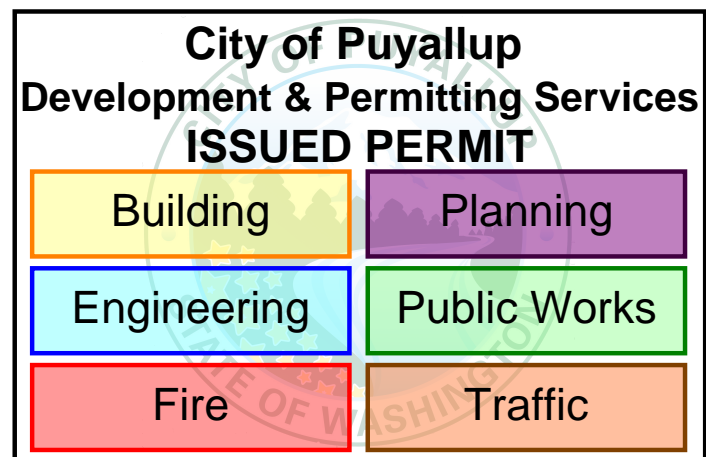


**B** 4-STALL TYPE 4 CARPORT ROOF FRAMING PLAN  
SCALE: 1/8" = 1'-0"

NOT USED

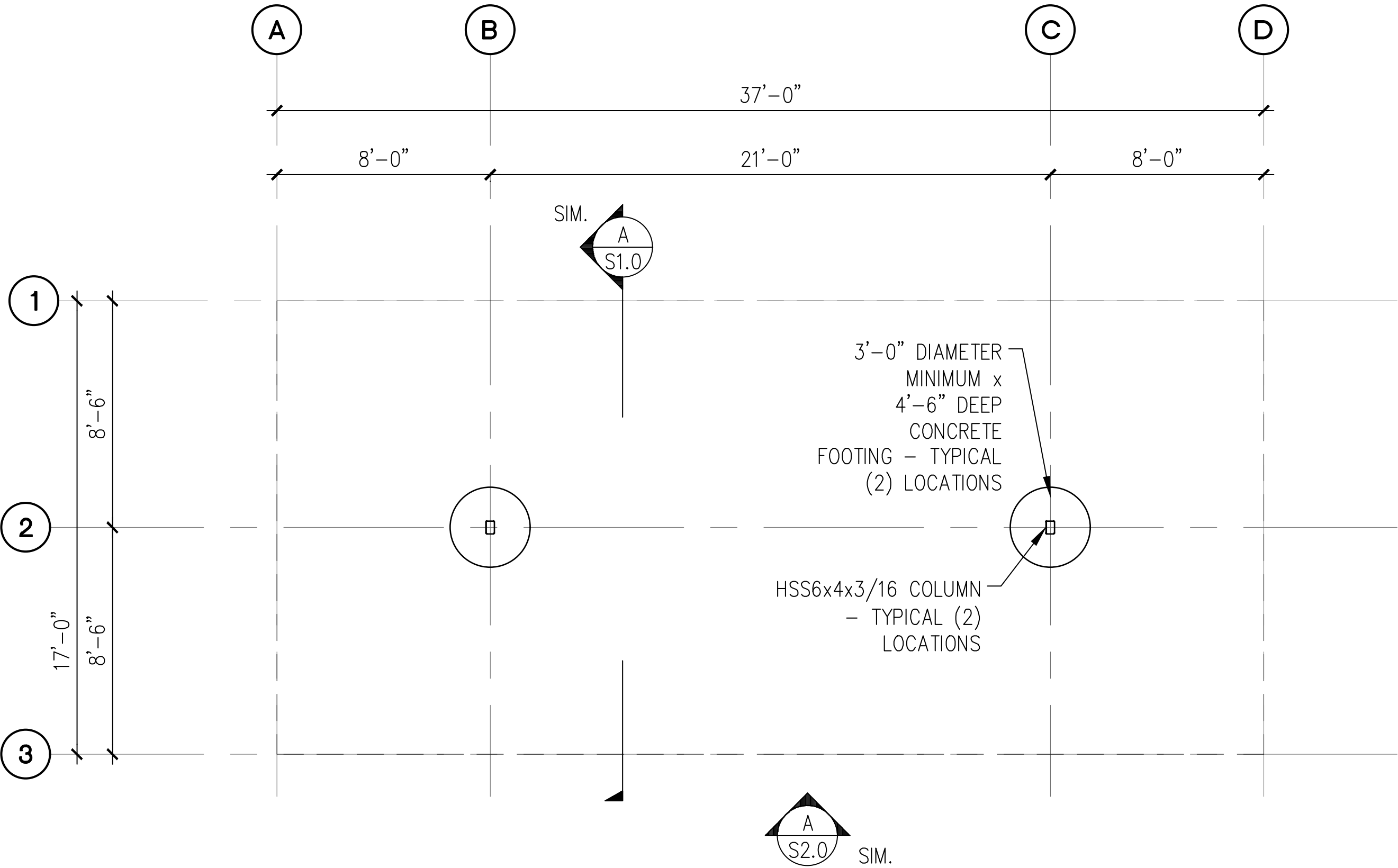
NOTES ON SHEET 1.0.

1. ALL DIMENSIONS PRIOR TO PROCEEDING CONSTRUCTION.
2. SEE SHEET S2.0 FOR ADDITIONAL INFORMATION.
3. BAY DIMENSIONS ARE MAXIMUMS - IT IS STRUCTURALLY ACCEPTABLE TO USE SMALLER DIMENSIONS.
4. CARPORT #14



<p>PROJECT</p> <p><b>EAST TOWN CROSSING CARPORTS</b></p> <p>PIONEER WAY E PUYALLUP, WA 98371</p> <p>SHEET TITLE</p> <p><b>4-STALL TYPE 4 FOUNDATION AND FRAMING PLANS</b></p>	<p>PREPARED FOR</p> <p><b>CARPORTS OF WASHINGTON</b></p> <p>P.O. BOX 2389</p> <p>BUCKLEY, WASHINGTON 98321</p>	<p>PREPARED BY</p> <p><b>sh sits &amp; hill</b></p> <p>CIVIL   STRUCTURAL   SURVEY</p> <p>4815 CENTER STREET   TACOMA, WA. 98409</p> <p>PHONE: (253) 474-9449   FAX: (253) 474-0153</p> <p>http://www.sittshill.com/</p>	<p>APPROVALS</p> <p>DESIGNED <u>JPR</u></p> <p>DRAWN <u>JPR</u></p> <p>CHECKED <u>CJT</u></p> <p>DATE <u>02/13/25</u></p> <p>SCALE <u>AS NOTED</u></p>	<p>SHEET NO.</p> <p><b>S6.0</b></p> <p>PROJECT NO.</p> <p><b>20,822</b></p>
---	--	--	--	---

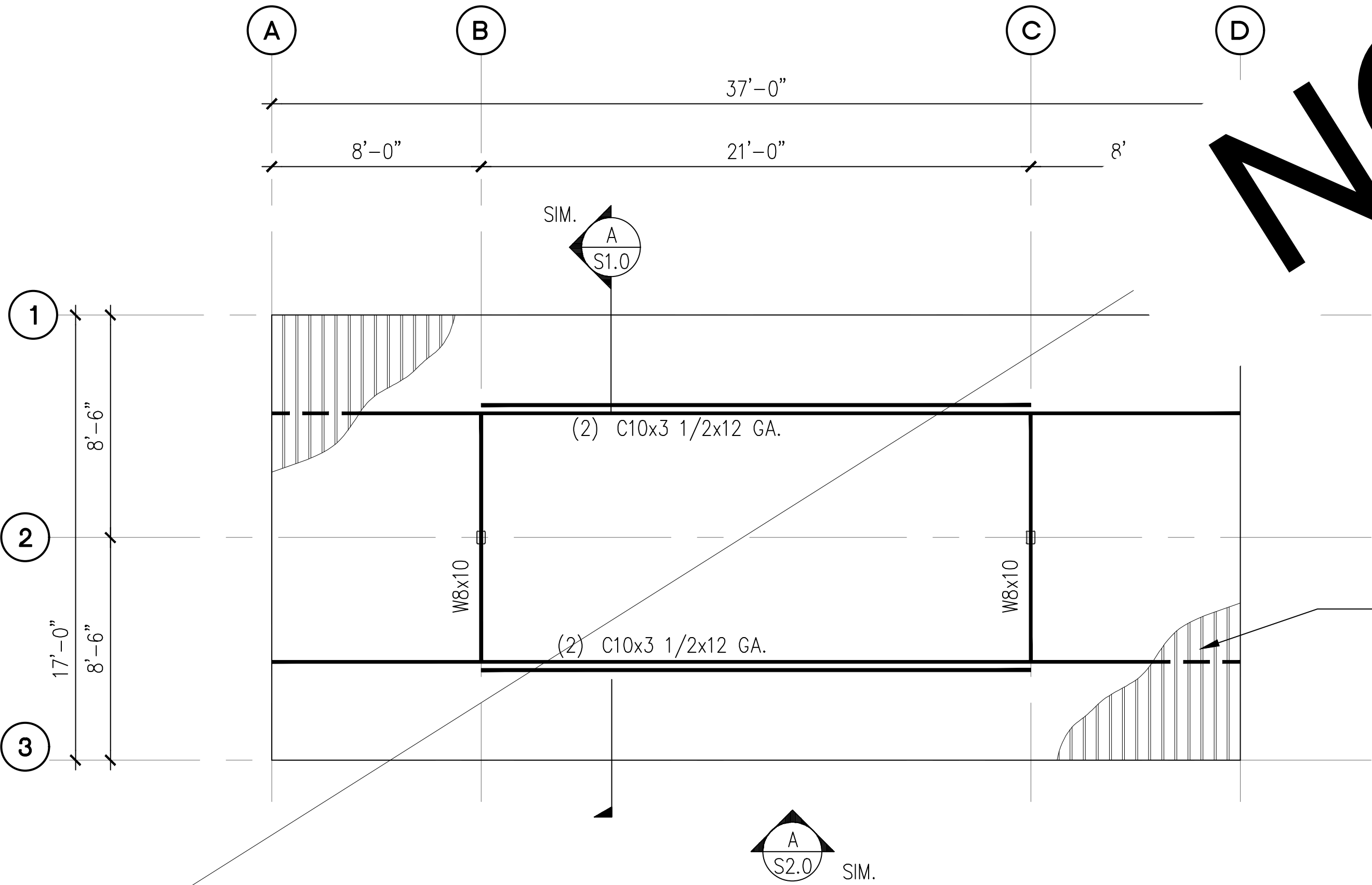




A

4-STALL WITH LONG SPAN CARPORT FOUNDATION PLAN

SCALE: 1/8" = 1'-0"




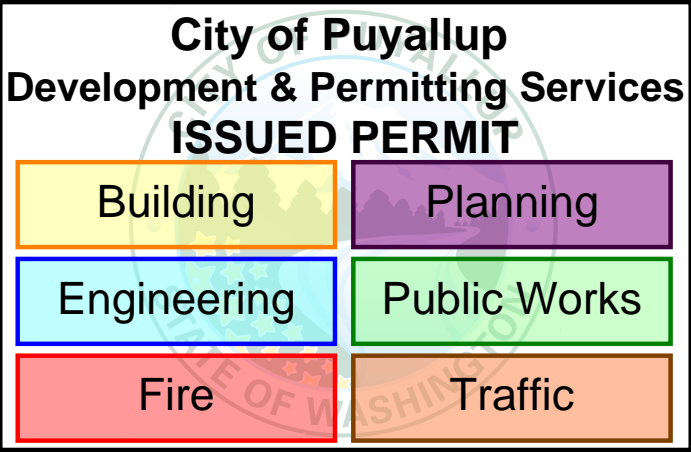
B

4-STALL WITH LONG SPAN CARPORT ROOF FRAMING PLAN

SCALE: 1/8" = 1'-0"

NOTES:

1. SEE STRUCTURAL NOTES ON SHEET 1.0.
2. VERIFY ALL DIMENSIONS PRIOR TO PROCEEDING WITH CONSTRUCTION.
3. SEE SHEET S2.0 FOR ADDITIONAL INFORMATION.
4. BAY DIMENSIONS ARE MAXIMUMS - IT IS STRUCTURALLY ACCEPTABLE TO USE SMALLER DIMENSIONS.
5. PROVIDE 8'-2" CLEAR HEIGHT AT VAN ACCESSIBLE CARPORTS.
6. CARPORT #2



02/13/25

PROJECT

EAST TOWN CROSSING CARPORTS  
PIONEER WAY E PUYALLUP, WA 98371

SHEET TITLE

4-STALL W/ LONG SPAN FOUNDATION AND FRAMING PLANS

PREPARED FOR

CARPORTS OF WASHINGTON  
P.O. BOX 2389  
BUCKLEY, WASHINGTON 98321

PREPARED BY

 **sitts & hill**  
CIVIL | STRUCTURAL | SURVEY  
4815 CENTER STREET | TACOMA, WA. 98409  
PHONE: (253) 474-9449 | FAX: (253) 474-0153  
<http://www.sittshill.com/>

APPROVALS

DESIGNED JPR  
DRAWN JPR  
CHECKED CJT  
DATE 02/13/25  
SCALE AS NOTED

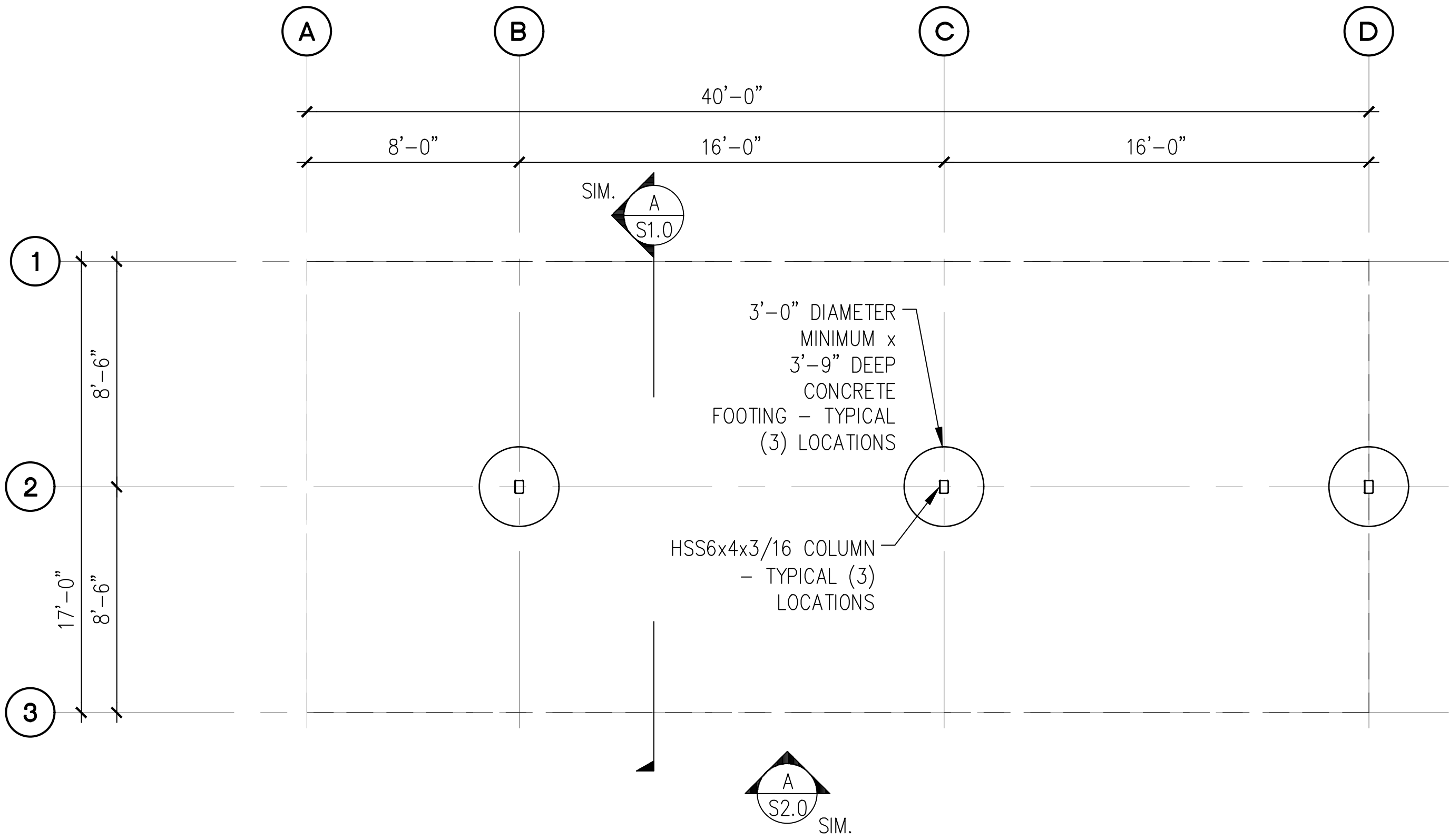
SHEET NO.

S7.0

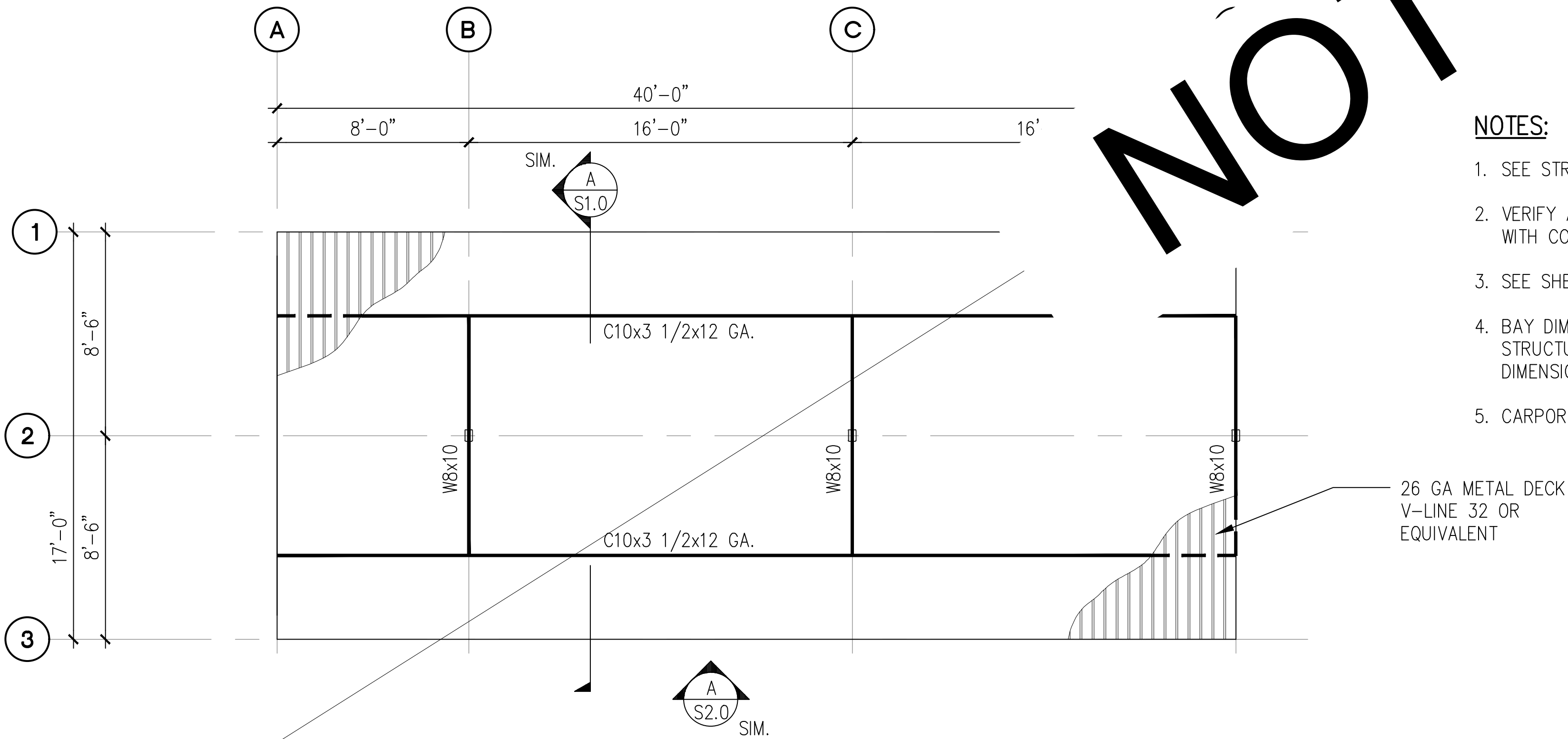
PROJECT NO.

20,822




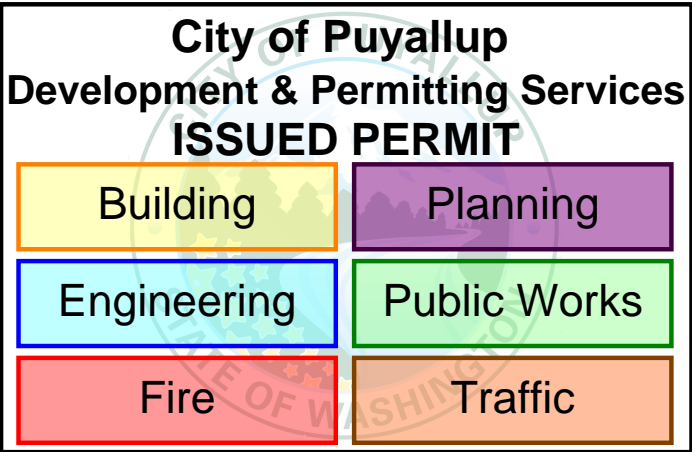


**A** 5-STALL CARPORT FOUNDATION PLAN  
SCALE: 1/8" = 1'-0"



**B** 5-STALL CARPORT ROOF FRAMING PLAN  
SCALE: 1/8" = 1'-0"

- NOTES:
- 1. SEE STRUCTURAL NOTES ON SHEET 1.0.
  - 2. VERIFY ALL DIMENSIONS PRIOR TO PROCEEDING WITH CONSTRUCTION.
  - 3. SEE SHEET S2.0 FOR ADDITIONAL INFORMATION.
  - 4. BAY DIMENSIONS ARE MAXIMUMS – IT IS STRUCTURALLY ACCEPTABLE TO USE SMALLER DIMENSIONS.
  - 5. CARPORT #7

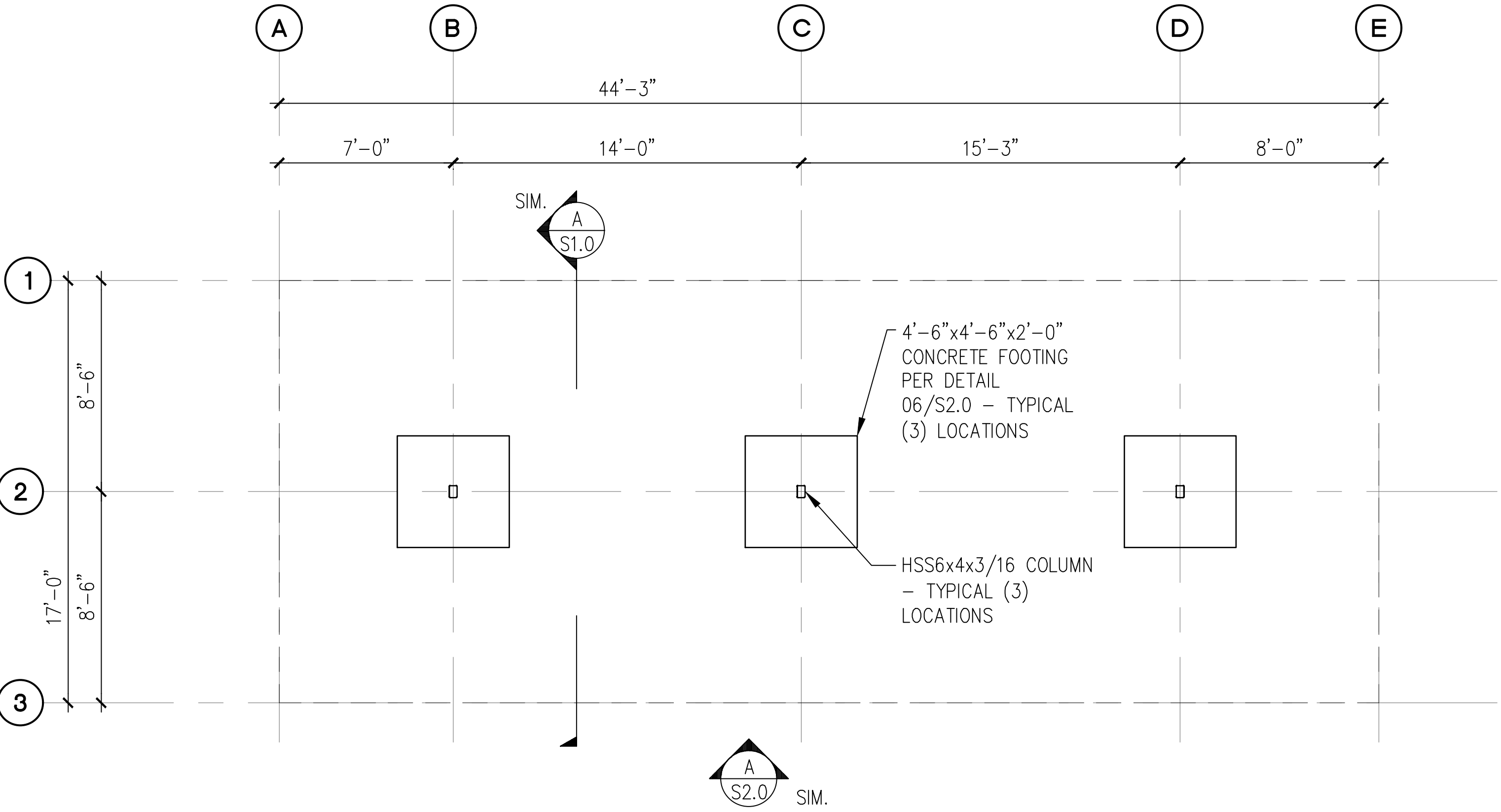


PROJECT <b>EAST TOWN CROSSING CARPORTS</b> PIONEER WAY E PUYALLUP, WA 98371		PREPARED FOR <b>CARPORTS OF WASHINGTON</b> P.O. BOX 2389 BUCKLEY, WASHINGTON 98321		PREPARED BY <b>sh sits &amp; hill</b> CIVIL   STRUCTURAL   SURVEY 4815 CENTER STREET   TACOMA, WA. 98409 PHONE: (253) 474-9449   FAX: (253) 474-0153 <a href="http://www.sittshill.com/">http://www.sittshill.com/</a>		APPROVALS DESIGNED <u>JPR</u> DRAWN <u>JPR</u> CHECKED <u>CJT</u> DATE <u>02/13/25</u> SCALE <u>AS NOTED</u>		SHEET NO. <b>S8.0</b> PROJECT NO. <b>20,822</b>	
---	--	---	--	---	--	---	--	--	--

Q:\20800\20822\Drawings\20822 - S8.0 - 5-STALL.dwg last edited: 02/13/25 9:24am by: Roguindinj

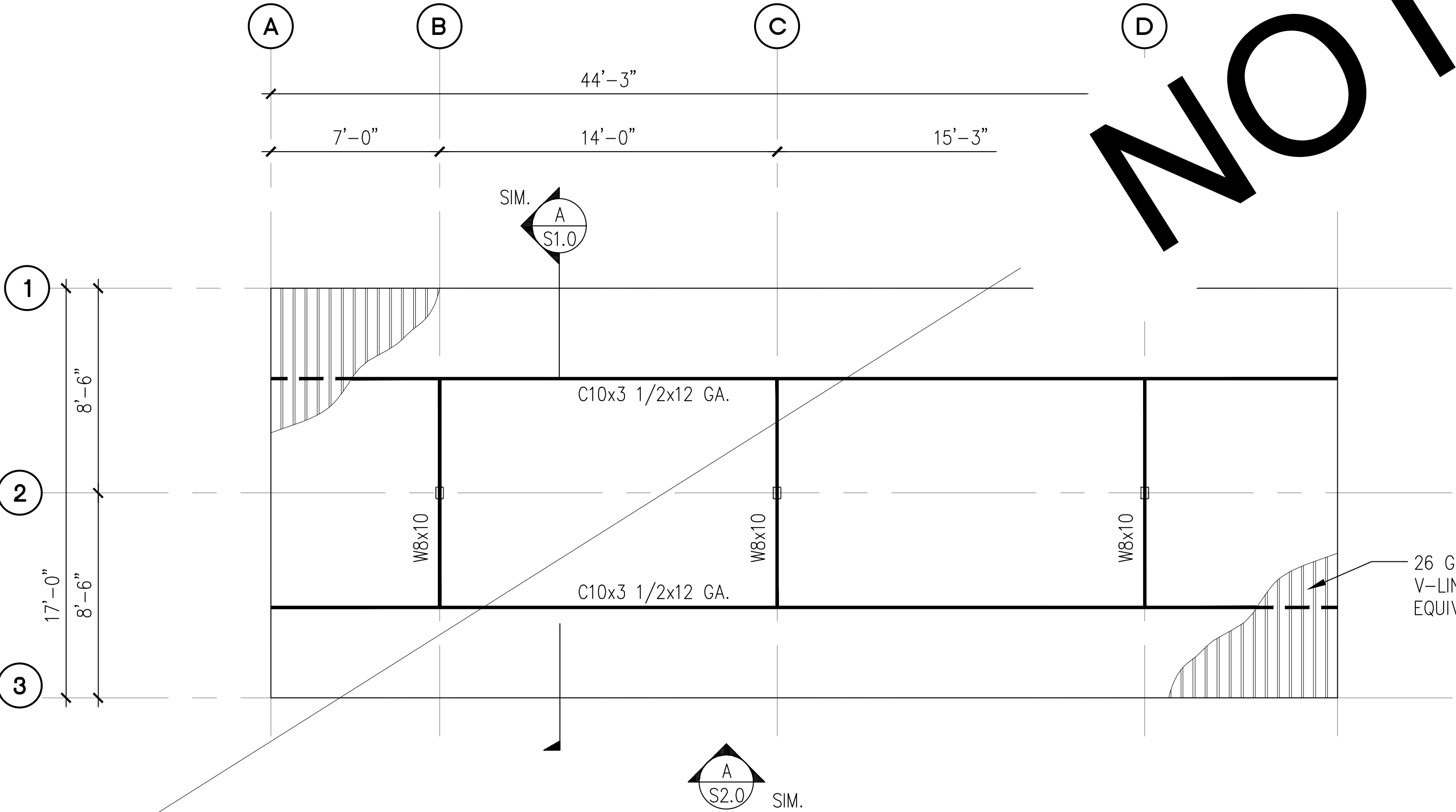
PRCP20250695





**A** 6-STALL TYPE 1 CARPORT FOUNDATION PLAN

SCALE: 1/8" = 1'-0"


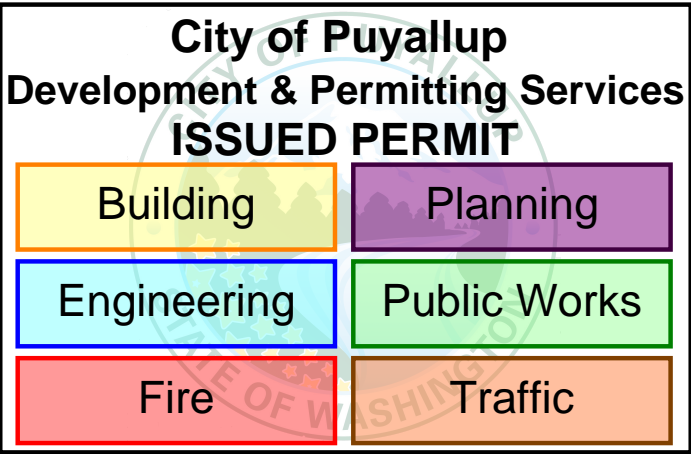


**B** 6-STALL TYPE 1 CARPORT ROOF FRAMING PLAN

SCALE: 1/8" = 1'-0"

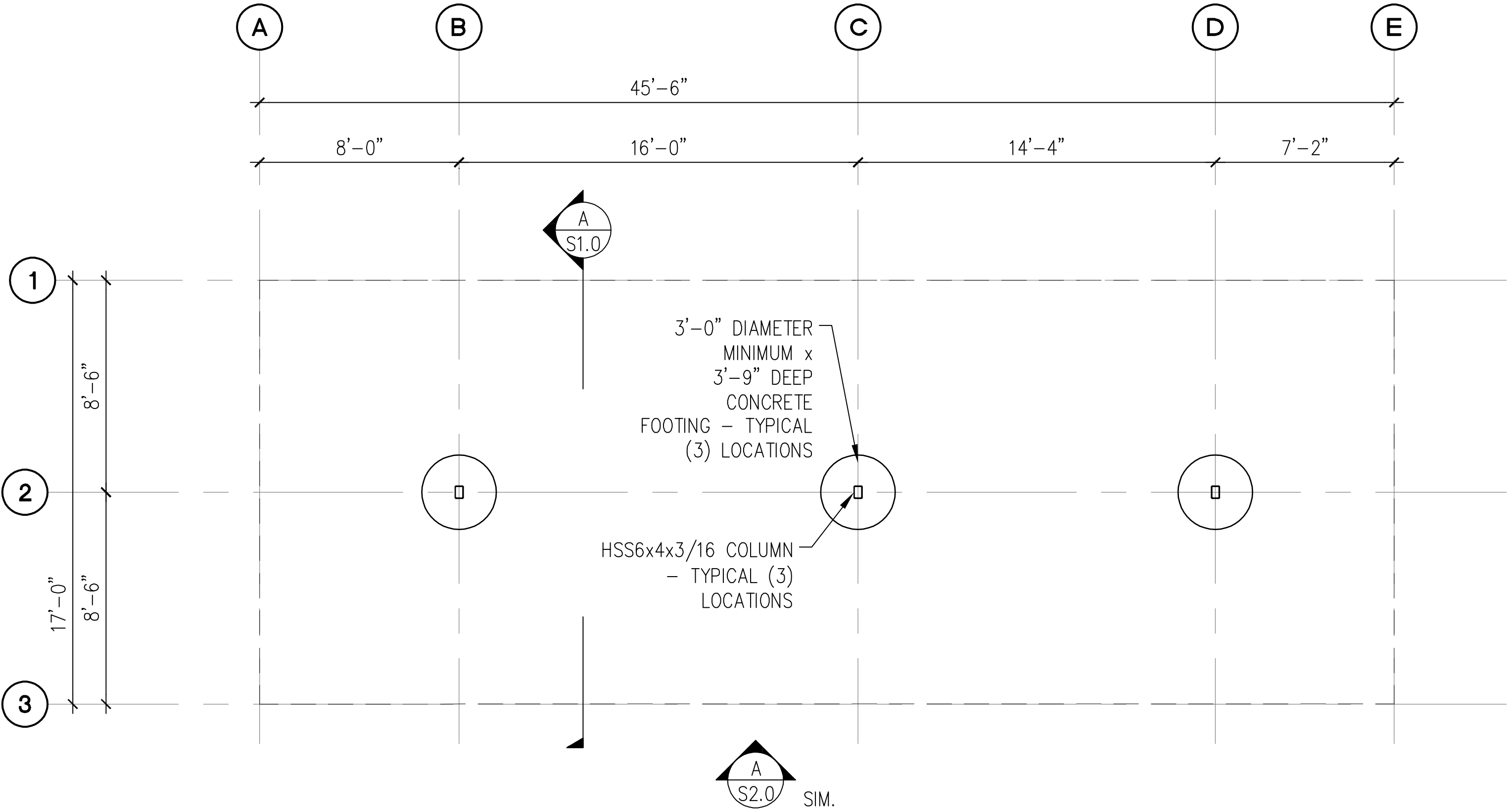
**NOTES:**

1. SEE STRUCTURAL NOTES ON SHEET 1.0.
2. VERIFY ALL DIMENSIONS PRIOR TO PROCEEDING WITH CONSTRUCTION.
3. SEE SHEET S2.0 FOR ADDITIONAL INFORMATION.
4. BAY DIMENSIONS ARE MAXIMUMS - IT IS STRUCTURALLY ACCEPTABLE TO USE SMALLER DIMENSIONS.
5. COORDINATE FOOTINGS WITH UNDERGROUND R-TANK BY OTHERS. PROVIDE MIN. 1'-0" FROM BOTTOM OF FOOTING TO TOP OF TANK.
6. CARPORT #4

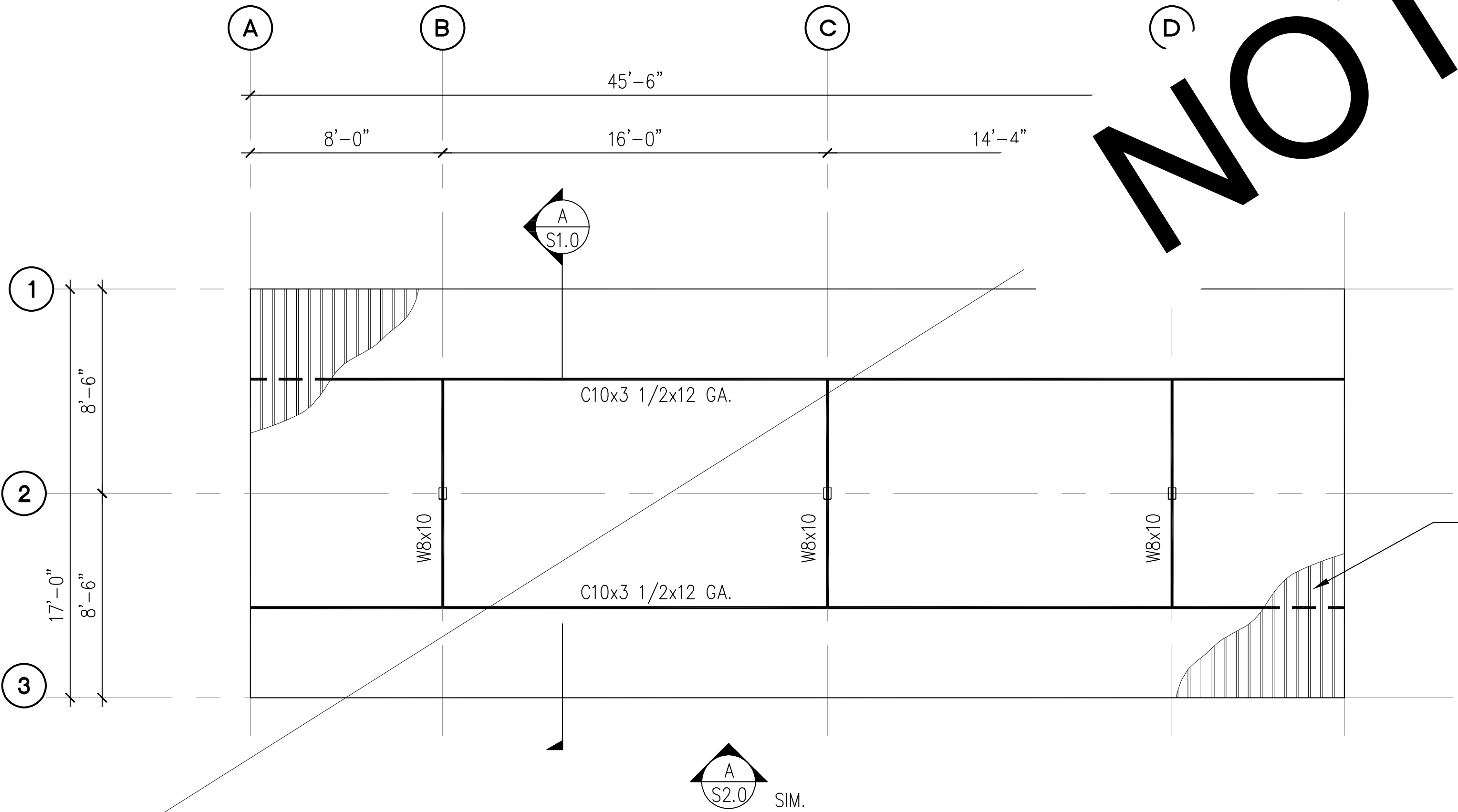


PROJECT <b>EAST TOWN CROSSING CARPORTS</b> PIONEER WAY E PUYALLUP, WA 98371		PREPARED FOR <b>CARPORTS OF WASHINGTON</b> P.O. BOX 2389 BUCKLEY, WASHINGTON 98321		PREPARED BY <b>sh sitts &amp; hill</b> CIVIL   STRUCTURAL   SURVEY 4815 CENTER STREET   TACOMA, WA. 98409 PHONE: (253) 474-9449   FAX: (253) 474-0153 <a href="http://www.sittshill.com/">http://www.sittshill.com/</a>		APPROVALS DESIGNED <u>JPR</u> DRAWN <u>JPR</u> CHECKED <u>CJT</u> DATE <u>02/13/25</u> SCALE <u>AS NOTED</u>		SHEET NO. <b>S9.0</b> PROJECT NO. <b>20,822</b>	
---	--	---	--	--	--	---	--	--	--





**A** 6-STALL TYPE 2 CARPORT FOUNDATION PLAN  
SCALE: 1/8" = 1'-0"


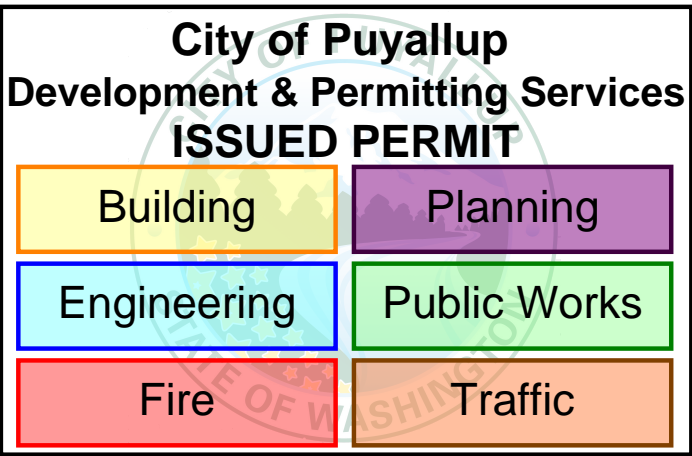


**B** 6-STALL TYPE 2 CARPORT ROOF FRAMING PLAN  
SCALE: 1/8" = 1'-0"

**NOTES:**

1. SEE STRUCTURAL NOTES ON SHEET 1.0.
2. VERIFY ALL DIMENSIONS PRIOR TO PROCEEDING WITH CONSTRUCTION.
3. SEE SHEET S2.0 FOR ADDITIONAL INFORMATION.
4. BAY DIMENSIONS ARE MAXIMUMS - IT IS STRUCTURALLY ACCEPTABLE TO USE SMALLER DIMENSIONS.
5. CARPORT #6

26 GA METAL DECK  
V-LINE 32 OR  
EQUIVALENT



PROJECT  
**EAST TOWN CROSSING  
CARPORTS**  
PIONEER WAY E PUYALLUP, WA 98371

SHEET TITLE  
**6-STALL TYPE 2 FOUNDATION  
AND FRAMING PLANS**

PREPARED FOR  
**CARPORTS OF WASHINGTON**  
P.O. BOX 2389  
BUCKLEY, WASHINGTON 98321

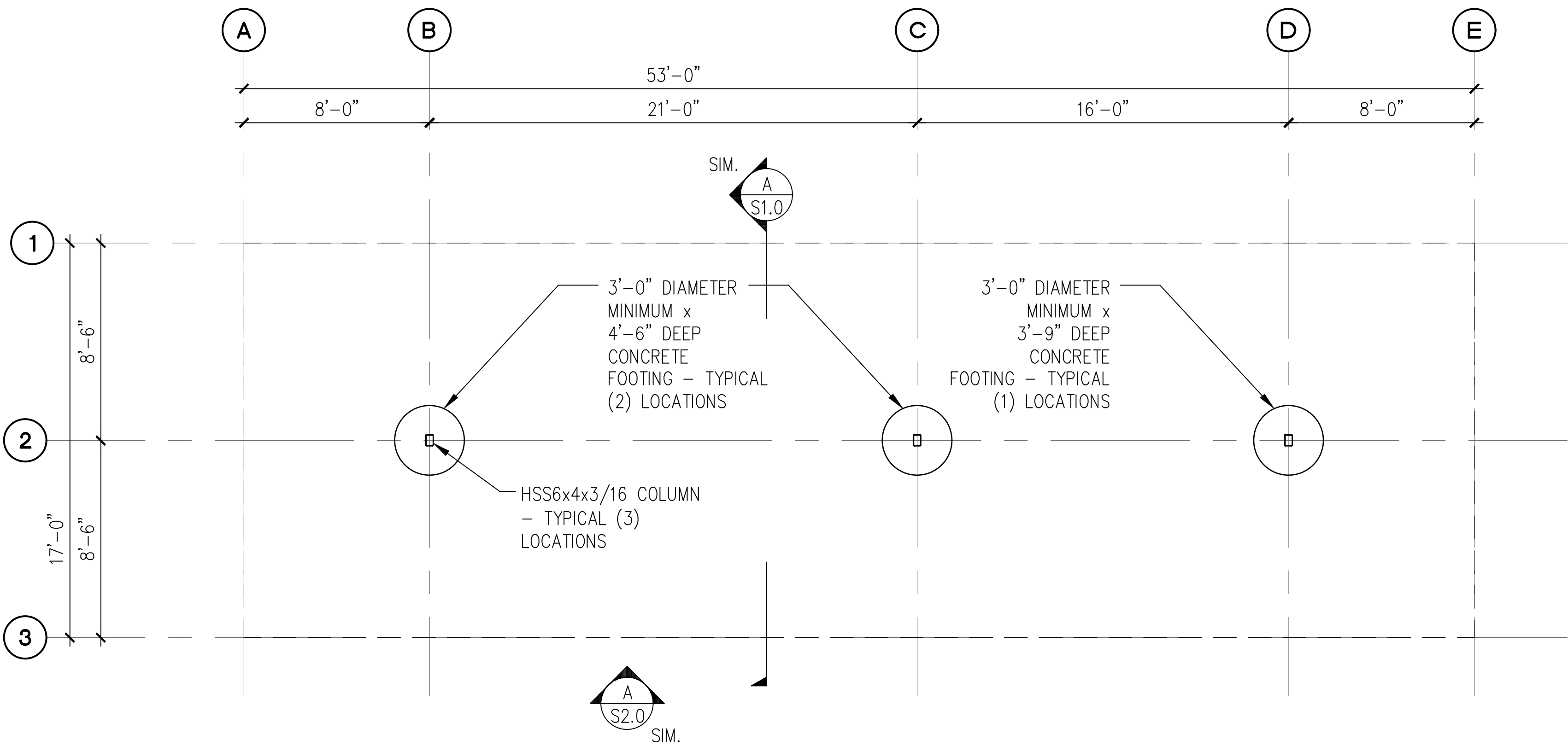
PREPARED BY  
**sh sitts & hill**  
CIVIL | STRUCTURAL | SURVEY  
4815 CENTER STREET | TACOMA, WA, 98409  
PHONE: (253) 474-9449 | FAX: (253) 474-0153  
<http://www.sittshill.com/>

APPROVALS  
DESIGNED JPR  
DRAWN JPR  
CHECKED CJT  
DATE 02/13/25  
SCALE AS NOTED

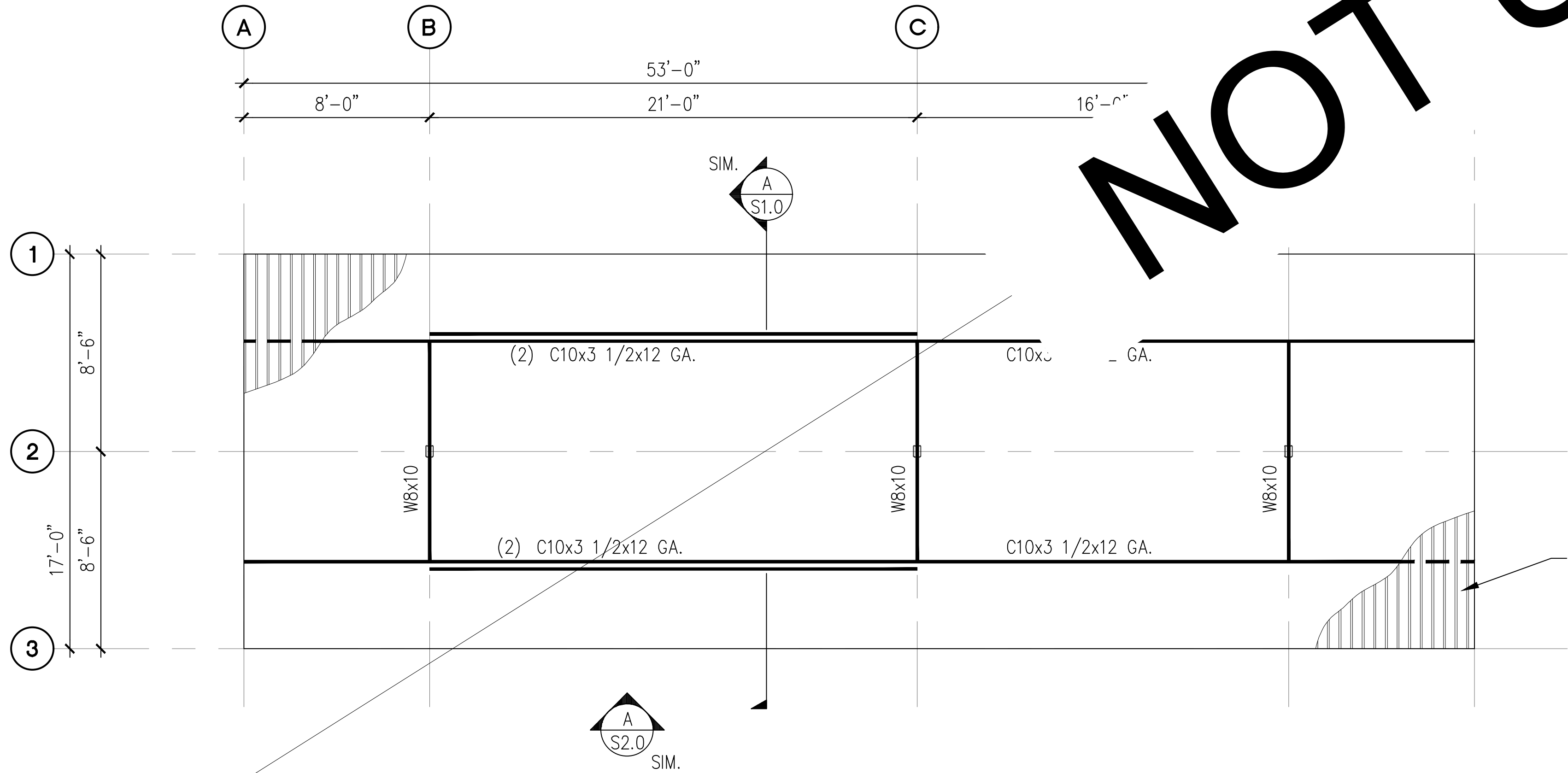
SHEET NO.  
**S10.0**  
PROJECT NO.  
**20,822**

PRCP20250695




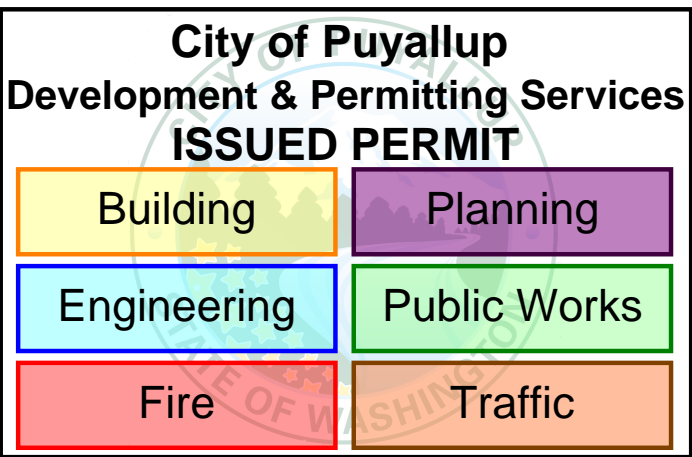


**A 6-STALL WITH LONG SPAN CARPORT FOUNDATION PLAN**  
SCALE: 1/8" = 1'-0"



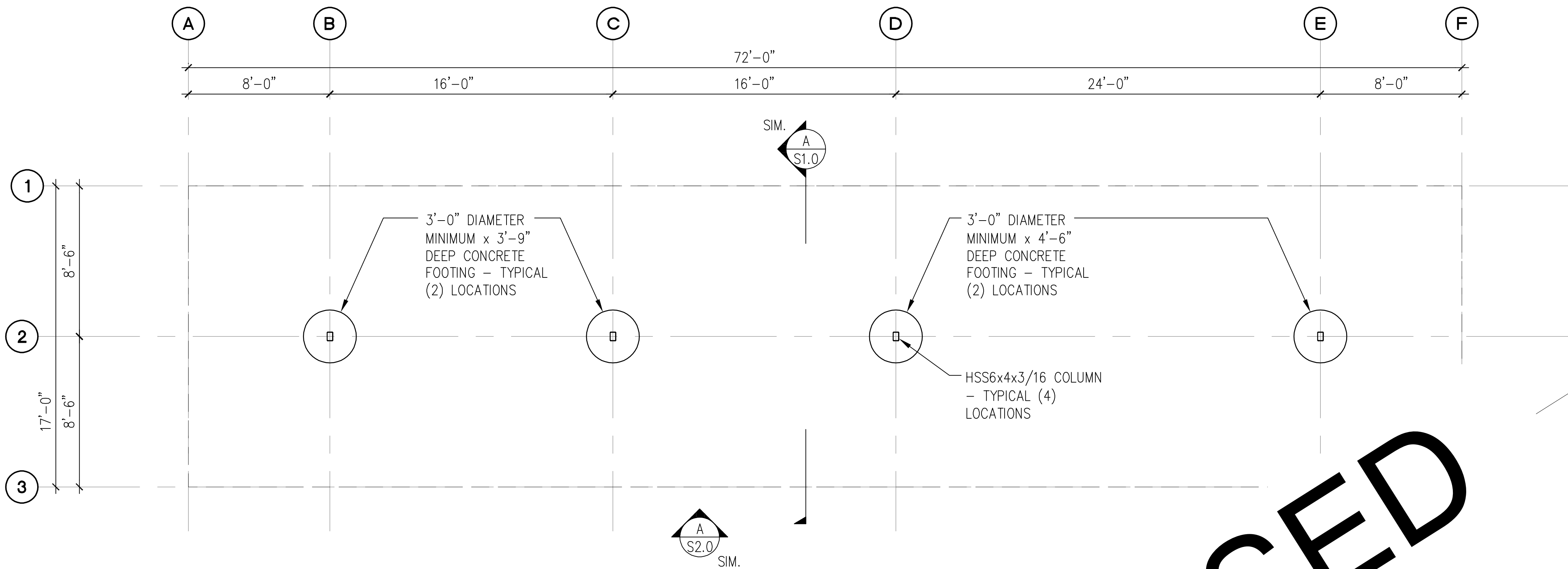
**B 6-STALL WITH LONG SPAN CARPORT ROOF FRAMING PLAN**  
SCALE: 1/8" = 1'-0"

- NOTES:**
- 1. SEE STRUCTURAL NOTES ON SHEET 1.0.
  - 2. VERIFY ALL DIMENSIONS PRIOR TO PROCEEDING WITH CONSTRUCTION.
  - 3. SEE SHEET S2.0 FOR ADDITIONAL INFORMATION.
  - 4. BAY DIMENSIONS ARE MAXIMUMS - IT IS STRUCTURALLY ACCEPTABLE TO USE SMALLER DIMENSIONS.
  - 5. CARPORT #7

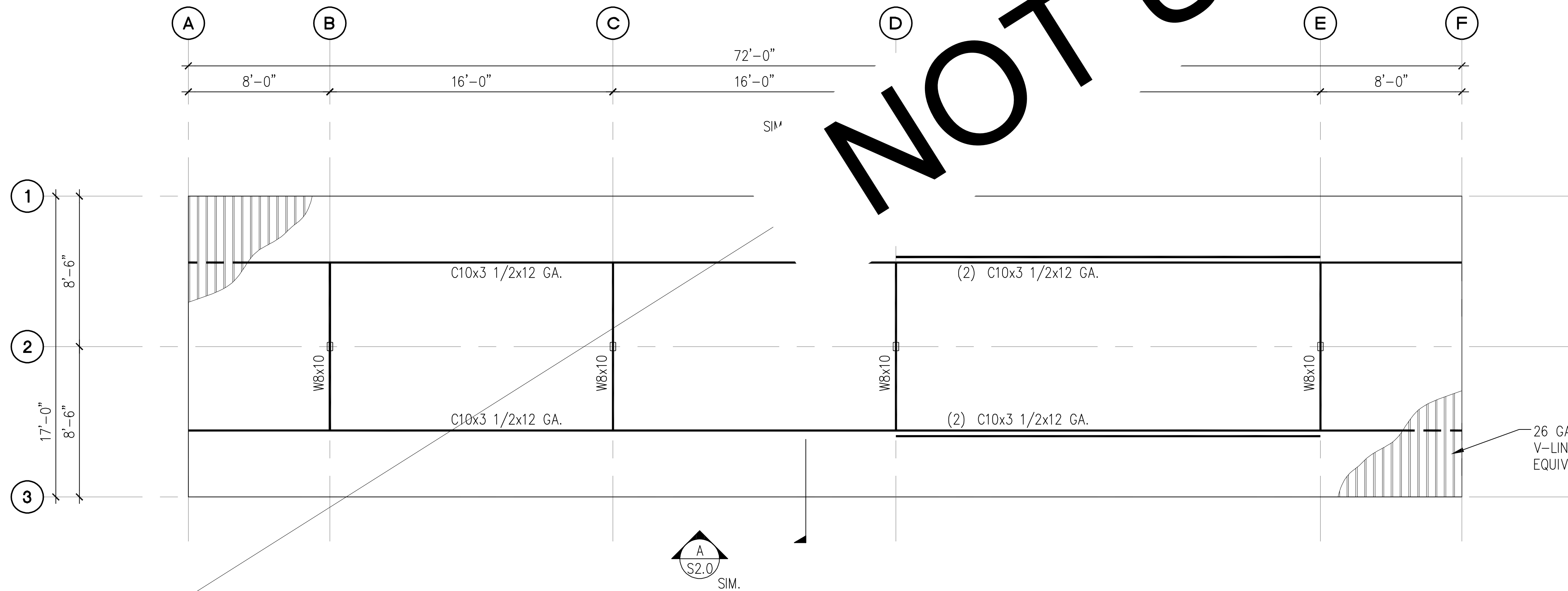


PROJECT <b>EAST TOWN CROSSING CARPORTS</b> PIONEER WAY E PUYALLUP, WA 98371		PREPARED FOR <b>CARPORTS OF WASHINGTON</b> P.O. BOX 2389 BUCKLEY, WASHINGTON 98321		PREPARED BY <b>sh sitts &amp; hill</b> CIVIL   STRUCTURAL   SURVEY 4815 CENTER STREET   TACOMA, WA. 98409 PHONE: (253) 474-9449   FAX: (253) 474-0153 <a href="http://www.sittshill.com/">http://www.sittshill.com/</a>		APPROVALS DESIGNED: JPR DRAWN: JPR CHECKED: CJT DATE: 02/13/25 SCALE: AS NOTED		SHEET NO. <b>S11.0</b> PROJECT NO. <b>20,822</b>	
---	--	---	--	--	--	---	--	---	--




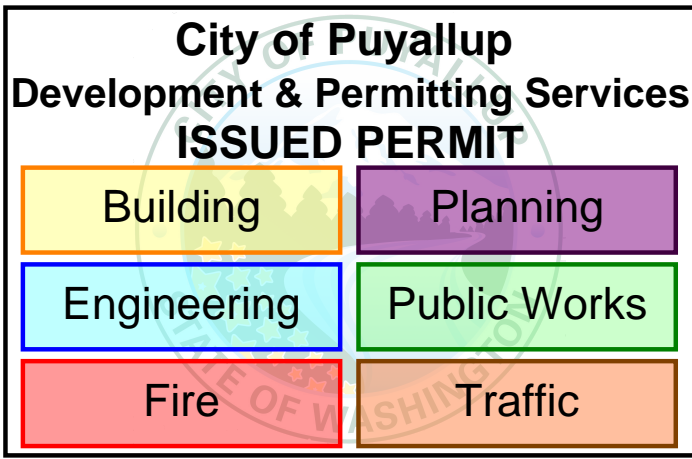


**A** 9-STALL WITH LONG SPAN TYPE 1 CARPORT FOUNDATION PLAN  
SCALE: 1/8" = 1'-0"



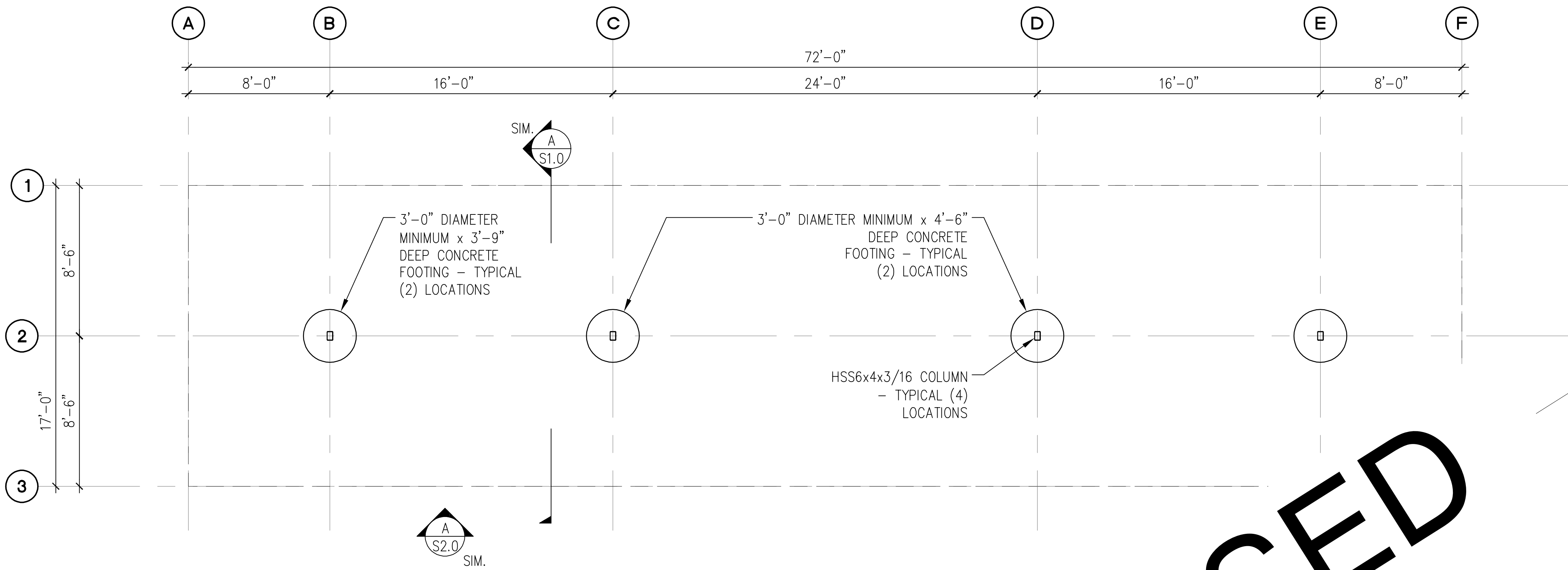
**B** 9-STALL WITH LONG SPAN TYPE 1 CARPORT ROOF FRAMING PLAN  
SCALE: 1/8" = 1'-0"

- NOTES:**
- SEE STRUCTURAL NOTES ON SHEET 1.0.
  - VERIFY ALL DIMENSIONS PRIOR TO PROCEEDING WITH CONSTRUCTION.
  - SEE SHEET S2.0 FOR ADDITIONAL INFORMATION.
  - BAY DIMENSIONS ARE MAXIMUMS - IT IS STRUCTURALLY ACCEPTABLE TO USE SMALLER DIMENSIONS.
  - PROVIDE 8'-2" CLEAR HEIGHT AT VAN ACCESSIBLE CARPORTS.
  - CARPORTS #9, #10



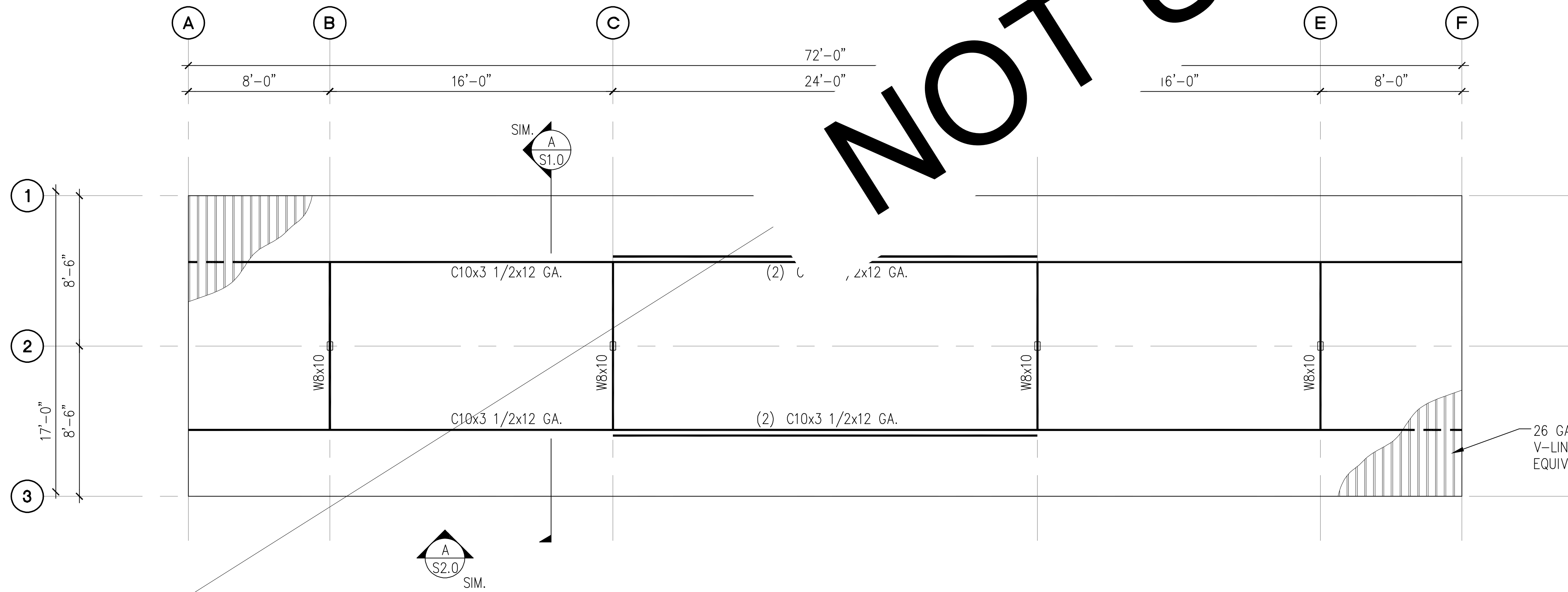
PROJECT <b>EAST TOWN CROSSING CARPORTS</b> PIONEER WAY E PUYALLUP, WA 98371		PREPARED FOR <b>CARPORTS OF WASHINGTON</b> P.O. BOX 2389 BUCKLEY, WASHINGTON 98321		PREPARED BY <b>sh sits &amp; hill</b> CIVIL   STRUCTURAL   SURVEY 4815 CENTER STREET   TACOMA, WA. 98409 PHONE: (253) 474-9449   FAX: (253) 474-0153 <a href="http://www.sittshill.com/">http://www.sittshill.com/</a>		APPROVALS DESIGNED: JPR DRAWN: JPR CHECKED: CJT DATE: 02/13/25 SCALE: AS NOTED		SHEET NO. <b>S12.0</b> PROJECT NO. <b>20,822</b>	
---	--	---	--	---	--	---	--	---	--





**A** 9-STALL WITH LONG SPAN TYPE 2 CARPORT FOUNDATION PLAN

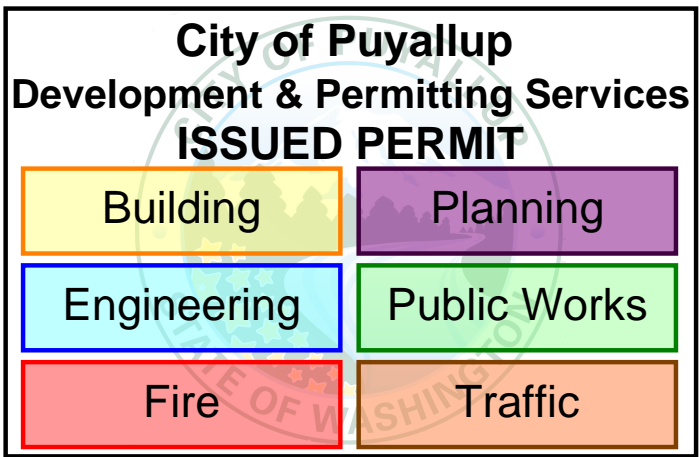
SCALE: 1/8" = 1'-0"



**B** 9-STALL WITH LONG SPAN TYPE 2 CARPORT ROOF FRAMING PLAN

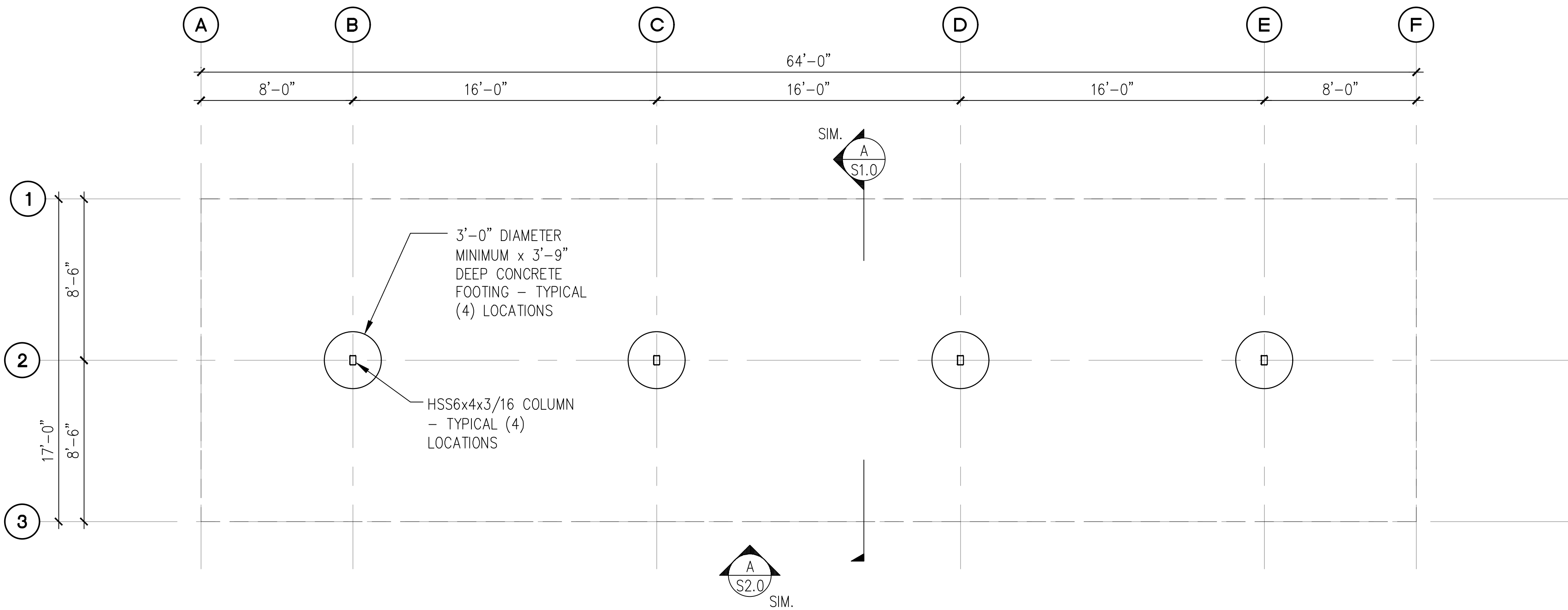
SCALE: 1/8" = 1'-0"

- NOTES:**
- SEE STRUCTURAL NOTES ON SHEET 1.0.
  - VERIFY ALL DIMENSIONS PRIOR TO PROCEEDING WITH CONSTRUCTION.
  - SEE SHEET S2.0 FOR ADDITIONAL INFORMATION.
  - BAY DIMENSIONS ARE MAXIMUMS - IT IS STRUCTURALLY ACCEPTABLE TO USE SMALLER DIMENSIONS.
  - CARPORT #12

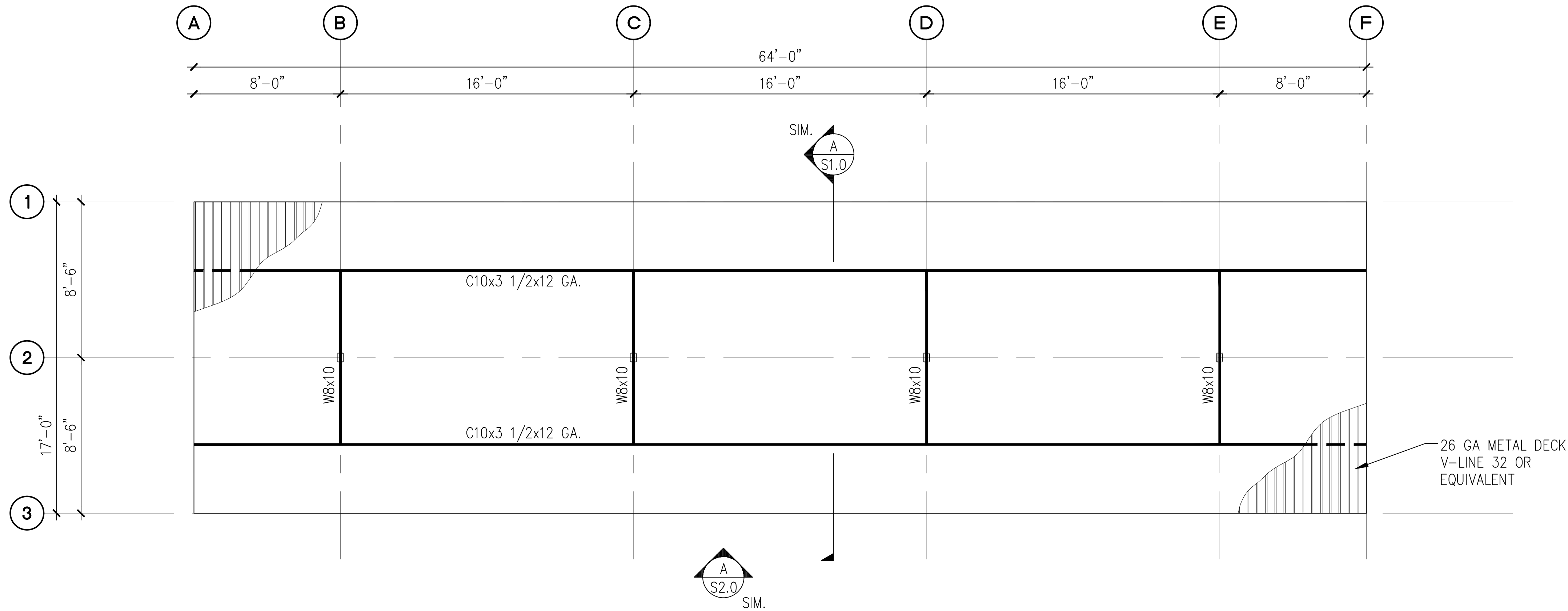


PROJECT <b>EAST TOWN CROSSING CARPORTS</b> PIONEER WAY E PUYALLUP, WA 98371		PREPARED FOR <b>CARPORTS OF WASHINGTON</b> P.O. BOX 2389 BUCKLEY, WASHINGTON 98321		PREPARED BY <b>sh sitts&amp;hill</b> CIVIL   STRUCTURAL   SURVEY 4815 CENTER STREET   TACOMA, WA. 98409 PHONE: (253) 474-9449   FAX: (253) 474-0153 <a href="http://www.sittshill.com/">http://www.sittshill.com/</a>		APPROVALS DESIGNED: JPR DRAWN: JPR CHECKED: CJT DATE: 02/13/25 SCALE: AS NOTED		SHEET NO. <b>S13.0</b> PROJECT NO. <b>20,822</b>	
---	--	---	--	--	--	---	--	---	--





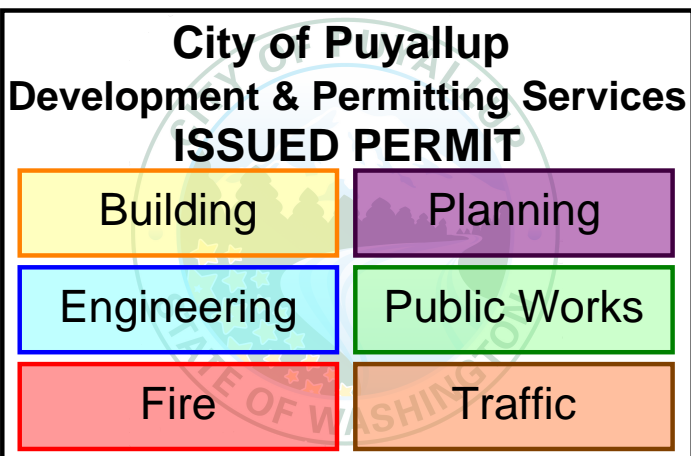
**A 8-STALL CARPORT FOUNDATION PLAN**  
SCALE: 1/8" = 1'-0"



**B 8-STALL CARPORT ROOF FRAMING PLAN**  
SCALE: 1/8" = 1'-0"

**NOTES:**

1. SEE STRUCTURAL NOTES ON SHEET 1.0.
2. VERIFY ALL DIMENSIONS PRIOR TO PROCEEDING WITH CONSTRUCTION.
3. SEE SHEET S2.0 FOR ADDITIONAL INFORMATION.
4. BAY DIMENSIONS ARE MAXIMUMS - IT IS STRUCTURALLY ACCEPTABLE TO USE SMALLER DIMENSIONS.



PROJECT  
**EAST TOWN CROSSING  
CARPORTS**  
PIONEER WAY E PUYALLUP, WA 98371

SHEET TITLE  
**8-STALL  
FOUNDATION AND FRAMING  
PLANS**

PREPARED FOR  
**CARPORTS OF WASHINGTON**  
P.O. BOX 2389  
BUCKLEY, WASHINGTON 98321

PREPARED BY  
**sh sits & hill**  
CIVIL | STRUCTURAL | SURVEY  
4815 CENTER STREET | TACOMA, WA. 98409  
PHONE: (253) 474-9449 | FAX: (253) 474-0153  
<http://www.sittshill.com/>

APPROVALS  
DESIGNED JPR  
DRAWN JPR  
CHECKED CJT  
DATE 05/20/25  
SCALE AS NOTED

SHEET NO.  
**S14.0**  
PROJECT NO.  
**20,822**