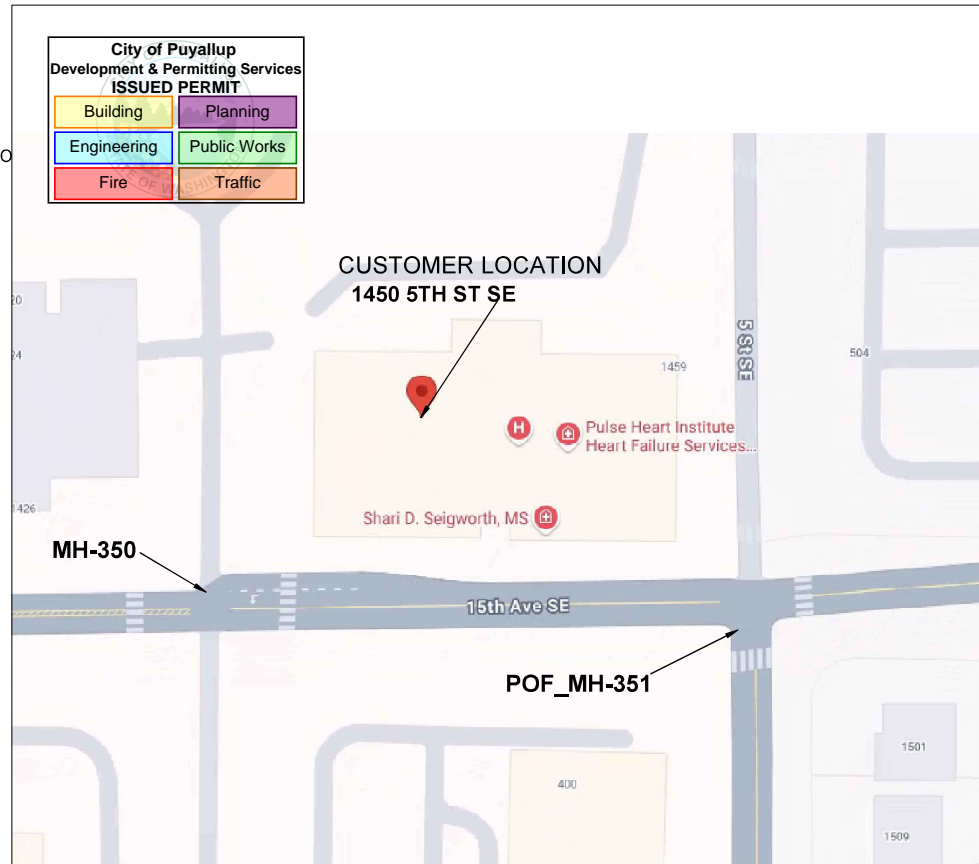


CONSTRUCTION NOTES

1. CALL UTILITY LOCATE AT 811 72 HOURS PRIOR TO TRENCHING OR DIGGING.
2. THE EXISTENCE AND LOCATION OF ANY UNDER GROUND UTILITY PIPES OR DIGGING. STRUCTURE SHOWN ON THESE PLANS WERE OBTAINED BY FIELD INSPECTION AND A SEARCH OF THE AVAILABLE CITY OR COUNTY RECORDS.SINCE THE ACTUAL LOCATION AND NATURE OF THE UNDER GROUND FACILITIES MAY BE SOME WHAT DIFFERENT FROM THE SHOWN. THE CONTRACTOR IS REQUIRED TO VERIFY PRIOR TO EXCAVATION.
3. FOR UNDERGROUND ACTIVITY: TEST AND VENTILATE MANHOLE/UTILITY VAULT PRIOR TO ENTRY. PLACE WARNING DEVICES AND WORK AREA PROTECTION AS REQUIRED,AND USE EYE AND HEAD SAFETY PROTECTION PER STATE,AND LOCAL REGULATIONS.
4. ALL EXCAVATION ,TRENCHING, AND SHORING IS TO ADHERE TO THE CODE OF REGULATIONS(CFR)1926.650 SUBPART P.
 - a. PROVIDED ALL PITS WITH 1'X 1' SLOPE ART ONE END OF EXCAVATION FOR TECHNICIAN INGRESS/EGRESS.
 - b. EXCAVATED SPOILS ARE TO BE NO LESS THAN 24" FROM EDGE OF PIT OR TRENCH.
 - c. BARRICADE ALL OPEN PITS AND TRENCHING FOR PUBLIC SAFETY. ALL BARRICADE MUST BE EQUIPPED WITH FLASHING LIGHTS FOR NIGHT VISIBILITY.
 - d. FOR PITS GREATER THAN 4' IN DEPTH ,USE APPROPRIATE SHORING FOR WALL STABILITY
5. TRENCH COVER IS TO BE 9" MINIMUM AND FREE OF ROCKS,DEBRIS,AND CLODS.THE TRENCH IS TO BE A MINIMUM OF 9" COVER IN DEVELOPED AREAS AND A MINIMUM OF 48" OF COVER IN UNDEVELOPED AREAS (ANY VARIANCE FROM THESE STANDARDS WILL BE SPECIFIED ON THE PLANS)
6. ALL ASPHALT/CONCRETE AND LANDSCAPING REMOVED, DISTURBED, OR DAMAGES AS A RESULT OF CONSTRUCTION SHALL BE RESTORED TO ORIGINAL CONDITION OR BETTER.
7. NORMAL / GUIDED-BORING METHOD RECOMMENDED WHEN BORING.
8. ADHERE TO AIRTIGHT GUIDELINES UNLESS OTHERWISE NOTED.
9. BOND BURIED/AERIAL FACILITIES AS A REQUIRED BY JURISDICTIONAL AGENCY(S).
10. AERIAL FACILITIES ARE TO BE TESTED PRIOR TO BEGINING WORK PER STATE AND LOCAL REGULATIONS.
11. ALL WORK AREA PROTECTION FOR TRAFFIC CONTROL IS TO BE WITH APPROVED WARNING DEVICES AND PLACED PER STATE DEPARTMENT OF TRANSPORTATION AND/OR PUBLIC WORKS ENGINEERING.DEPARTMENT STANDARDS AND SPECIFICATIONS.IF REQUIRED ,A TRAFFIC CONTROL PLAN SHALL BE SUBMITTED TO THE REQUESTING PERMITTING AGENCY.PRIOR TO BEGINNING WORK, PERMITTING AGENCIES MUST BE NOTIFIED 48 HOURS IN ADVANCE OF CONSTRUCTION ACTIVITIES.
12. EXISTING PEDESTRIAN CROSSWALKS AND WALKING AREAS SHALL BE MAINTAINED AT ALL TIMES. AS NECESSARY, TEMPORARY PEDESTRIAN CROSSWALKS AND WALKING AREAS SHALL BE PROVIDED AND MAINTAINED PER STATE DEPARTMENT OF TRANSPORTATION AND/OR PUBLIC WORKS ENGINEERING DEPARTMENT STANDARDS AND SPECIFICATIONS.
13. THE FOLLOWING FOOTAGES ARE ESTIMATES.FOOTAGES TO BE VERIFIED PRIOR TO CONSTRUCTIONS.

VICINITY MAPPERMITS

	YES / NO	
DESIGNED SERVICES:	<input type="checkbox"/>	<input type="checkbox"/>
HELD ORDERS:	<input type="checkbox"/>	<input type="checkbox"/>
ROW REQUIRED:	<input type="checkbox"/>	<input type="checkbox"/>
CITY:	<input type="checkbox"/>	<input type="checkbox"/>
COUNTY:	<input type="checkbox"/>	<input type="checkbox"/>
STATE:	<input type="checkbox"/>	<input type="checkbox"/>
RAIL ROAD:	<input type="checkbox"/>	<input type="checkbox"/>
LOOP QUAL:	<input type="checkbox"/>	<input type="checkbox"/>
PREMIS FORM:	<input type="checkbox"/>	<input type="checkbox"/>
ADDITIONAL PERMIT INFO:		
CONFORMANCE TEST:		
SEE NDS		
LCON NAME: CONNOR		
LCON NUMBER: 253-355-8326		
FIBER ENGINEER: CARLA DESPRES		
FIBER ENGINEER CONTACT: 253-229-2155		
FIELD ENGINEER:		
FIELD ENGINEER CONTACT:		
CUSTOMER NAME: GRANITE TELECOMMUNICATIONS		
ADDRESS: 1450 5TH ST SE PUYALLUP, WA, 98372.		
TOTAL PLUF FIBER PLACEMENT: 0'		
TOTAL PLAF FIBER PLACEMENT: 0'		
TOTAL INBF FIBER PLACEMENT: 0'		
TOTAL BORE: 0'		
TOTAL TRENCH: 0'		

NARRATIVE:THIS PROJECT WILL PROVIDE CMS SERVICE TO 1450 5TH ST SE. EXISTING 72 FIBER CABLE FROM POF_MH-351 TO MH-350 IN EXISTING CONDUIT. EXISTING 24 FIBER CABLE FROM MH-350 TO CUSTOMER MPOP PASSING THROUGH HH-1450 IN EXISTING CONDUIT.

**CUSTOMER INFORMATION**

NAME: GRANITE TELECOMMUNICATIONS
ADDRESS: 1450 5TH ST SE
CITY, STATE: PUYALLUP, WA
ZIP CODE: 98372
CLLI: PYLPWA01

ENGINEERING CONTACT

NAME: CARLA DESPRES
PHONE: 253-229-2155

**CONTRACT ENGINEER**

NAME: GRAHAM HOWARD
PHONE: 662-891-2816

CYIENT INC



SECTION: 34

TOWNSHIP: 20N

RANGE: 4E

EXCEPT AS MAY BE OTHERWISE PROVIDED BY CONTRACT, THESE DRAWINGS AND SPECIFICATIONS SHALL REMAIN THE PROPERTY OF CENTURY LINK BEING ISSUED IN STRICT CONFIDENCE

SCALE: 1"=30'

REVISION: 01
JOB: C.3069442 DATE: 07/30/2025 SH: 01 OF 04

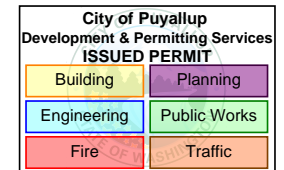
LEGEND SHEET

SYMBOLOLOGY

BACK OF CURB	
EDGE OF PAVEMENT	
CENTERLINES	
MONUMENT LINE	
DRIVEWAY	
SIDEWALK	
PROPERTY LINE	
RIGHT OF WAY	
PUE	
NON-VEHICLE-ACCESS EASEMENT	
MATCHLINE	
RAILROAD	
CATV LINE	
ELECTRIC	
OVERHEAD ELECTRIC	
OVERHEAD T & E	
GAS	
IRRIGATION	
SEWER	
SITE TRIANGLE	
STORM DRAIN	
TELEPHONE	
JOINT TRENCH TELCO/ELEC	
AERIAL UTILITY (FIBER OPTIC)	
BURIED UTILITY (FIBER OPTIC)	
ABN TELCO	
WATER	
FENCE	
WALL	
CITY LIMITS	
COUNTY LINE	
TRAFFIC SIGNAL	
STREET LIGHT	
BORE	
ASPHALT CUT & RESTORE	
TRENCH	
EXISTING CONDUIT	

	BRASS CAP		STORM DRAIN INTAKE
	CENTERLINE TICK		CULVERT
	MAILBOX		SEWER MANHOLE
	STREET SIGN		STORM DRAIN MANHOLE
	TREE		RWCD IRRIGATION PIPE
	BUSH		IRRIGATION MANHOLE
	CACTUS		IRRIGATION VALVE
	POWER POLE		CATV HANDHOLE
	TELEPHONE POLE		CATV VAULT
	CATV ANCHOR		CATV PEDESTAL
	POWER / TELEPHONE ANCHOR		GAS VALVE
	TRAFFIC LIGHT POLE		GAS VAULT
	TRAFFIC SIGNAL POST		GAS METER
	TRAFFIC SIGNAL J-BOX		TEL PEDESTAL EXISTING
	JOINT POLE		TEL PEDESTAL NEW
	STREET LIGHT		TEL MANHOLE EXISTING
	ELECTRIC SWITCHGEAR		TEL MANHOLE NEW
	JUNCTION BOX		TELCO HANDHOLE EXISTING
	ELECTRIC VAULT		TELCO HANDHOLE NEW
	GROUND TRANSFORMER		4'x4' BOREPIT
	AERIAL TRANSFORMER		SAI EXISTING
	ELECTRIC HANDHOLE		SAI NEW
	ELECTRIC MANHOLE		RT EXISTING
	POWER PED EXISTING		RT NEW
	POWER PED NEW		TELCO REPEATER NEW
	WATER METER		TELCO REPEATER EXISTING
	WATER VALVE		COOLPED NEW
	FIRE HYDRANT		COOLPED EXISTING

TRENCH FOOTAGE
 ASPHALT CUT FOOTAGE
 BORE FOOTAGE
 SLACK LOOP FOOTAGE
ALL PROPOSED EQUIPMENT WILL BE BOLD



Any public curb, gutter, or sidewalk broken now or during the course of construction shall be removed and replaced per City Standards.

The permit holder shall notify MultiCare Good Samaritan Hospital by contacting Aaron Piche, Manager of Engineering Services, at aaron.piche@multicare.org with the proposed impacts and closure hours at least 48 hours in advance of job start. No emergency service vehicle travel routes shall be blocked or rerouted. In a safe manner, flaggers shall prioritize travel for emergency service vehicles.



CUSTOMER INFORMATION
NAME: GRANITE TELECOMMUNICATIONS
ADDRESS: 1450 5TH ST SE
CITY, STATE: PUYALLUP, WA
ZIP CODE: 98372
CLLI: PYLPWA01

ENGINEERING CONTACT
NAME: CARLA DESPRES
PHONE: 253-229-2155
 CenturyLink®

CONTRACT ENGINEER
NAME: GRAHAM HOWARD
PHONE: 662-891-2816
CYIENT INC

CALL TWO WORKING DAYS
BEFORE YOU DIG



SECTION: 34
TOWNSHIP: 20N
RANGE: 4E

EXCEPT AS MAY BE OTHERWISE PROVIDED BY CONTRACT, THESE DRAWINGS AND SPECIFICATIONS SHALL REMAIN THE PROPERTY OF CENTURY LINK BEING ISSUED IN STRICT CONFIDENCE

SCALE: 1"=30'
REVISION: 01
JOB: C.3069442 DATE: 07/30/2025 SH: 02 OF 04

EXISTING 72 FIBER CABLE FROM POF_MH-351
TO MH-350 IN EXISTING CONDUIT.

SEE SHEET 04

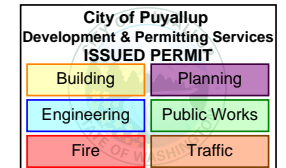
POF_MH-351
(4' from EOP)
ACCESS FOR SPLICING ONLY
NO CHANGE TO FIBER

PARCEL ID
7790000554

PARCEL ID
9810000643

PARCEL ID
7080000251

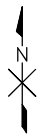
SPEED
LIMIT
35



All proposed franchise utilities shall be located within a recorded utility easement or in the public right-of-way as determined by the City of Puyallup. The City of Puyallup does not authorize or permit utility work on private property.

Any public curb, gutter, or sidewalk broken now or during the course of construction shall be removed and replaced per City Standards.

The permit holder shall notify MultiCare Good Samaritan Hospital by contacting Aaron Piche, Manager of Engineering Services, at aaron.piche@multicare.org with the proposed impacts and closure hours at least 48 hours in advance of job start. No emergency service vehicle travel routes shall be blocked or rerouted. In a safe manner, flaggers shall prioritize travel for emergency service vehicles.



CUSTOMER INFORMATION
NAME: GRANITE TELECOMMUNICATIONS
ADDRESS: 1450 5TH ST SE
CITY, STATE: PUYALLUP, WA
ZIP CODE: 98372
CLLI: PYLPWA01

ENGINEERING CONTACT
NAME: CARLA DESPRES
PHONE: 253-229-2155



CONTRACT ENGINEER
NAME: GRAHAM HOWARD
PHONE: 662-891-2816

CYIENT INC



SECTION: 34
TOWNSHIP: 20N
RANGE: 4E

EXCEPT AS MAY BE OTHERWISE PROVIDED BY CONTRACT, THESE DRAWINGS AND SPECIFICATIONS SHALL REMAIN THE PROPERTY OF CENTURY LINK BEING ISSUED IN STRICT CONFIDENCE

SCALE: 1"=30'
JOB: C.3069442 DATE: 07/30/2025 SH: 03 OF 04
REVISION: 01

City of Puyallup Development & Permitting Services ISSUED PERMIT	
Building	Planning
Engineering	Public Works
Fire	Traffic

PARCEL ID
9810000014

MH-350
(14' from EOP)

ACCESS FOR SPLICING ONLY
NO CHANGE TO FIBER

4TH ST SE

CUSTOMER LOCATION 1450 5TH ST SE

PARCEL ID
9810000643

MPOP
5+90

SEE SHEET 03

PARCEL ID
9810000643

15TH AVE SE

15TH AVE SE

PARCEL ID
7790000553

4TH ST SE

EXISTING 24 FIBER CABLE FROM MH-350 TO
CUSTOMER MPOP PASSING THROUGH
HH-1450 IN EXISTING CONDUIT.

EXISTING 72 FIBER CABLE FROM POF_MH-351
TO MH-350 IN EXISTING CONDUIT.

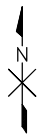
SPEED
LIMIT
35

PARCEL ID
7790000554

Any public curb, gutter, or sidewalk broken
now or during the course of construction shall
be removed and replaced per City Standards.

The permit holder shall notify MultiCare Good
Samaritan Hospital by contacting Aaron Piche,
Manager of Engineering Services, at
aaron.piche@multicare.org with the proposed
impacts and closure hours at least 48 hours in
advance of job start. No emergency service
vehicle travel routes shall be blocked or
rerouted. In a safe manner, flaggers shall
prioritize travel for emergency service vehicles.

MATCH LINE A



CUSTOMER INFORMATION
NAME: GRANITE TELECOMMUNICATIONS
ADDRESS: 1450 5TH ST SE
CITY, STATE: PUYALLUP, WA
ZIP CODE: 98372
CLLI: PYLPWA01

ENGINEERING CONTACT
NAME: CARLA DESPRES
PHONE: 253-229-2155



CONTRACT ENGINEER
NAME: GRAHAM HOWARD
PHONE: 662-891-2816

CYIENT INC



SECTION: 34
TOWNSHIP: 20N
RANGE: 4E

EXCEPT AS MAY BE OTHERWISE PROVIDED BY CONTRACT, THESE DRAWINGS AND SPECIFICATIONS
SHALL REMAIN THE PROPERTY OF CENTURY LINK BEING ISSUED IN STRICT CONFIDENCE

SCALE: 1"=30'
JOB: C.3069442 DATE: 07/30/2025 SH: 04 OF 04
REVISION: 01