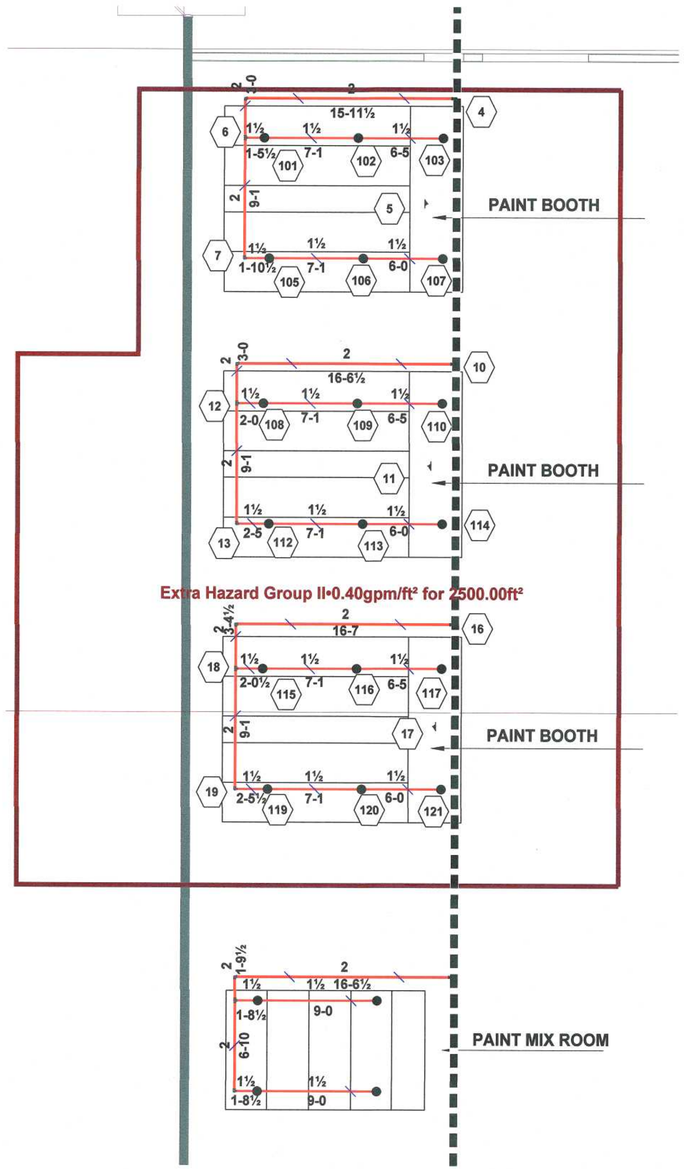

Fire Sprinkler Plan

1/8"=1'-0"

0' 2' 4' 8'

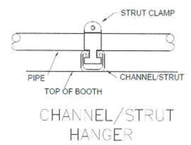

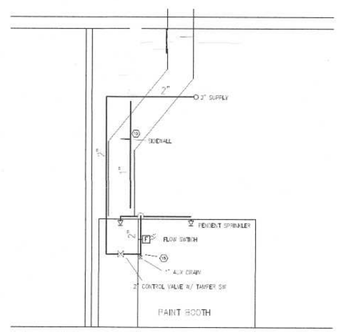

SECTION 'A'

SCALE : 3/8" = 1'-0"

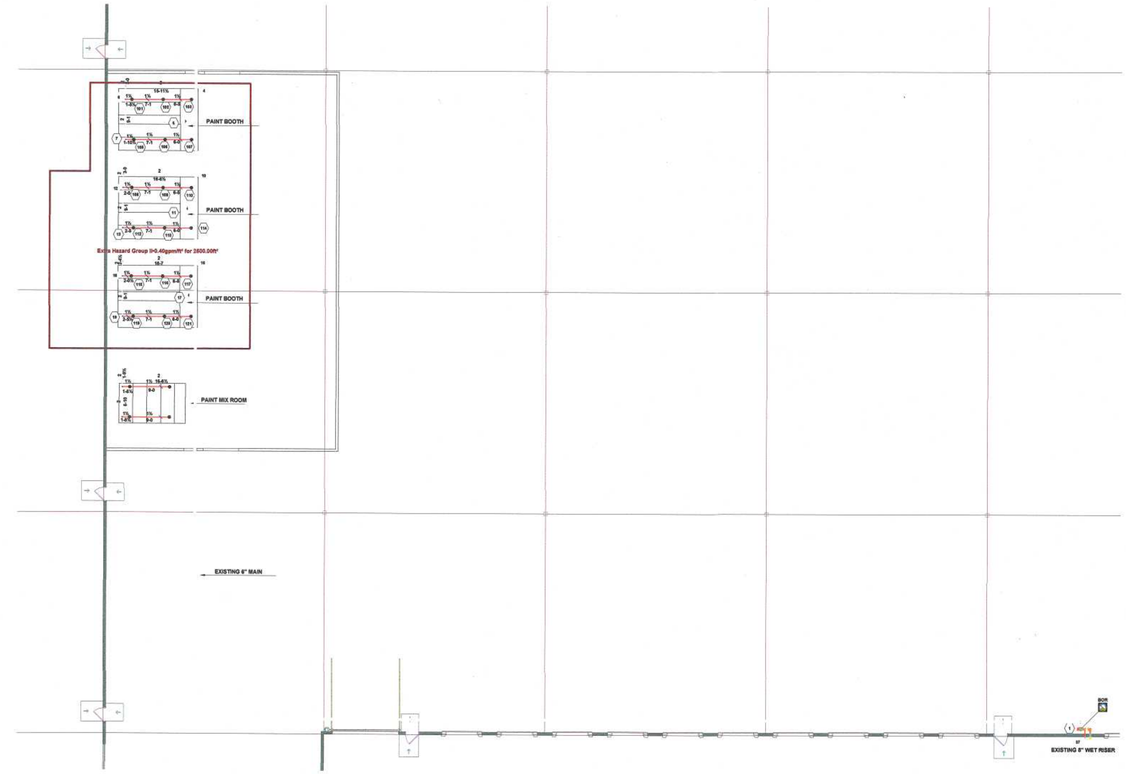

Site Plan w Riser

1/8"=1'-0"

0' 2' 4' 8'

Sprinkler Legend

Symbol	Manufacturer	SIN	Model	Quantity	K-Factor	Type	Size	Response	Finish	Temperature	Note
●	Reliable	R1015	G INT	22	5.6	Pendent	½	Standard	Brass	165°F	
▶	Victaulic	V2710	FL-QR/SW	3	5.6	Horizontal Sidewall	½	Quick	Chrome	286°F	
				Total = 25							

DESIGN NOTES

DESIGN PER NFPA 13 2022 - EXTRA HAZARD GROUP 2 - PAINT BOOTH .4GPM OVER ENTIRE BOOTHS

ALL MATERIALS TO BE NEW, UL LISTED AND FM APPROVED

FIRE SPRINKLER SYSTEM TO BE INSTALLED, BRACED AND TESTED PER NFPA 13

ALL ELECTRICAL, PAINTING OF PIPE, FURRING, CUTTING OR PATCHING BY OTHERS

1"–2" THREADED PIPING TO BE "DYNA-THREAD"

2-1/2" GROOVED PIPING TO BE "DYNA-FLOW"

City of Puyallup
Development & Permitting Services
ISSUED PERMIT

Building	Planning
Engineering	Public Works
Fire	Traffic

City of Puyallup
Fire
REVIEWED FOR COMPLIANCE
DDrake
10/02/2025
10:31:32 AM

THE APPROVED CONSTRUCTION PLANS AND ALL ENGINEERING MUST BE POSTED ON THE JOB AT ALL INSPECTIONS IN A VISIBLE AND READILY ACCESSIBLE LOCATION.

Approval of submitted plans is not an approval of omissions or oversight by this office or noncompliance with any applicable regulations of local government. The contractor is responsible for making sure that the building complies with all applicable building codes and regulations of the local government.

#	DATE:	DESCRIPTION:

WASHINGTON STATE CERTIFICATE OF COMPETENCY FIRE SPRINKLER SYSTEMS
Expires
John Thomas DeMartino
8794-1091-CG Level 3
Crown Fire Protection, Inc.
CROWNFP964LL
Signature Date 9/25/25

Contractor:

Crown Fire Protection, Inc
PO BOX 12113
Mill Creek, WA 98082

Prologis
Fire Sprinkler Plan
RIVERFRONT INDUSTRIAL PARK
1601 INDUSTRIAL PARKWAY, SUITE 104
PUYALLUP, WA 98371

CONTRACT #	
PERMIT #	XXXXXXX
APPROVAL:	City of Puyallup
DRAWN BY:	C.OGLAND
DATE:	08/20/2025
SCALE:	1/8"=1'-0"
REVISION DATE:	NA
# OF SHEETS: 1 of 1	SHEET #: FP-01

PLOT DATE: 09/01/25 FILE NAME: Trimble Sprinkler Plan.dwg