

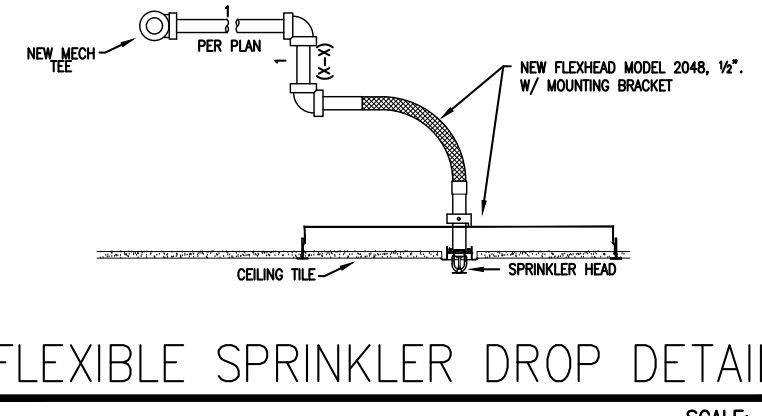
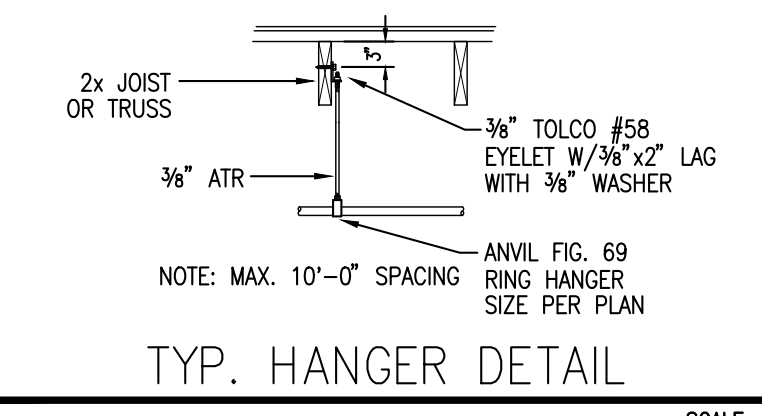
FLOOR 2 FIRE SPRINKLER PLAN
SCALE: 1/8"=1'-0"

THE APPROVED CONSTRUCTION PLANS AND ALL ENGINEERING MUST BE POSTED ON THE JOB AT ALL INSPECTIONS IN A VISIBLE AND READILY ACCESSIBLE LOCATION.

Approval of submitted plans is not an approval of omissions or oversight by this office or noncompliance with any applicable regulations of local government. The contractor is responsible for making sure that the building complies with all applicable building codes and regulations of the local government.

APPROVED 1/3/22
FIRE

APPROVED

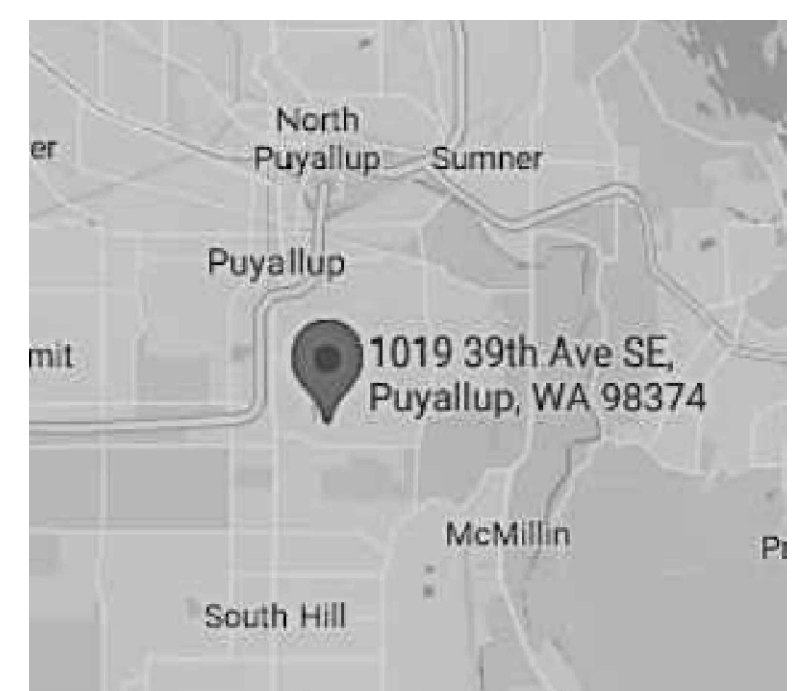


GENERAL NOTES

- DENOTES EXISTING FIRE SPRINKLER PIPING.
- - - - DENOTES NEW FIRE SPRINKLER PIPING.
- ⊙ DENOTES EXISTING PENDENT FIRE SPRINKLER TO REMAIN.
- ⊕ DENOTES EXISTING FIRE SPRINKLER TO RELOCATE.
- DENOTES EXISTING UPRIGHT FIRE SPRINKLER TO REMAIN.

SCOPE OF WORK

ADD AND RELOCATE FIRE SPRINKLERS FOR T.I. WALLS AND CEILINGS.



VICINITY MAP

HANGER LEGEND	
A	"U" HOOK
B	COACH SCREW ROD
D	BM. CLAMP W/ "STRAP
E	EYELET
F	HDIP
G	CEILING FLANGE
H	SIDE BEAM BRACKET
K	SHORT CLIP
M	ALL THREAD ROD
N	TOGGLE NUT
P	POWDER DRIVEN STUD
R	EXPANSION BOLT
S	PIPE SPIKE
T	
U	
V	
W	
X	
Y	
Z	

STATE CERTIFICATION	SPRINKLER LEGEND																														
<p>Matthew Greene 9819-0311-C Level 3 Patriot Fire Protection, Inc. PATRIFF099CF 12/13/21</p>	<table border="1"> <thead> <tr> <th>THROAT</th> <th>ORIFICE SIZES AND TYPE</th> <th>UPRIGHT</th> <th>PENDENT</th> <th>TEE SIZE</th> </tr> </thead> <tbody> <tr> <td>1/2</td> <td>5/8 3/4 1 1 1/2</td> <td>SPRAY</td> <td>SPRAY</td> <td>1/2"</td> </tr> <tr> <td>3/4</td> <td>17/32</td> <td>SPRAY</td> <td></td> <td>5/4"</td> </tr> <tr> <td>1/2</td> <td>3/8 7/8 1 1/2</td> <td>SIDEWALL</td> <td></td> <td>1/2"</td> </tr> <tr> <td>1"</td> <td>1 1/2</td> <td>DRY TYPE</td> <td></td> <td>1"</td> </tr> </tbody> </table>	THROAT	ORIFICE SIZES AND TYPE	UPRIGHT	PENDENT	TEE SIZE	1/2	5/8 3/4 1 1 1/2	SPRAY	SPRAY	1/2"	3/4	17/32	SPRAY		5/4"	1/2	3/8 7/8 1 1/2	SIDEWALL		1/2"	1"	1 1/2	DRY TYPE		1"					
THROAT	ORIFICE SIZES AND TYPE	UPRIGHT	PENDENT	TEE SIZE																											
1/2	5/8 3/4 1 1 1/2	SPRAY	SPRAY	1/2"																											
3/4	17/32	SPRAY		5/4"																											
1/2	3/8 7/8 1 1/2	SIDEWALL		1/2"																											
1"	1 1/2	DRY TYPE		1"																											
<p>2 - WAY EARTHQUAKE BRACE</p> <p>4 - WAY EARTHQUAKE BRACE</p> <p>STRUCTURE TO CENTER LINE OF PIPE IN INCHES</p>	<table border="1"> <thead> <tr> <th>TEMP RATING</th> <th>SPRINKLER</th> <th>UP</th> <th>DOWN</th> <th>UP/DOWN</th> </tr> </thead> <tbody> <tr><td>155°</td><td>⊙</td><td>⊙</td><td>⊙</td><td>⊙</td></tr> <tr><td>212°</td><td>⊙</td><td>⊙</td><td>⊙</td><td>⊙</td></tr> <tr><td>286°</td><td>⊙</td><td>⊙</td><td>⊙</td><td>⊙</td></tr> <tr><td>350°</td><td>⊙</td><td>⊙</td><td>⊙</td><td>⊙</td></tr> <tr><td>500°</td><td>⊙</td><td>⊙</td><td>⊙</td><td>⊙</td></tr> </tbody> </table>	TEMP RATING	SPRINKLER	UP	DOWN	UP/DOWN	155°	⊙	⊙	⊙	⊙	212°	⊙	⊙	⊙	⊙	286°	⊙	⊙	⊙	⊙	350°	⊙	⊙	⊙	⊙	500°	⊙	⊙	⊙	⊙
TEMP RATING	SPRINKLER	UP	DOWN	UP/DOWN																											
155°	⊙	⊙	⊙	⊙																											
212°	⊙	⊙	⊙	⊙																											
286°	⊙	⊙	⊙	⊙																											
350°	⊙	⊙	⊙	⊙																											
500°	⊙	⊙	⊙	⊙																											
<p>FITTING LEGEND</p> <p>P PIPE-O-LET</p> <p>F PLAIN END FITTING</p> <p>SN GROOVED SHAPED NIPPLE</p> <p>TSN THREADED SHAPED NIPPLE</p>	<p>APPROVAL REQUIRED</p> <p>CITY OF PUYALLUP</p>																														

SPRINKLER HEADS USED								
SYM	MANUF	MODEL	TYPE	THREAD SIZE	ORIFICE SIZE	HEAD FINISH	TEMP	QTY
●	RELIABLE	F1R 56	OR RECESSED	1/2"	K-5.6	CHROME	155°	56
								TOTAL 56

QUALITY CONTROL BY	DATE
APPROVED FOR FABRICATION BY	DATE

GENERAL NOTES

- ALL MATERIAL AND EQUIPMENT TO BE NEW AND UL LISTED OR FM APPROVED.
- PIPING DIMENSIONS ARE CENTER TO CENTER EXCEPT RISERS AND DIMENSIONS SHOWN THUSLY (1-8) WHICH ARE END TO END.
- EARTHQUAKE BRACING SHALL BE PROVIDED IN ACCORDANCE WITH NFPA PAMPHLET NO. 13, 2016 EDITION.
- PIPE HANGERS AND METHOD OF HANGING TO BE IN ACCORDANCE WITH NFPA PAMPHLET NO. 13, 2016 EDITION.
- PIPING SHALL BE IN ACCORDANCE WITH NFPA PAMPHLET NO. 13, 2016 EDITION.
- JOINING OF PIPE AND FITTINGS, THREADED & WELDED, SHALL BE IN ACCORDANCE WITH NFPA PAMPHLET NO. 13, 2016 EDITION.
- OWNER TO PROVIDE ADEQUATE HEAT IN AREAS PROTECTED BY A WET PIPE SPRINKLER SYSTEM TO PREVENT WATER IN PIPES FROM FREEZING.
- ALL WIRING OF ELECTRICAL DEVICES (IF REQUIRED) TO BE PROVIDED BY OTHERS.
- PAINTING OF PIPE & EQUIPMENT (IF REQUIRED) TO BE PROVIDED BY OTHERS.
- FURRING OF PIPE & EQUIPMENT (IF REQUIRED) TO BE PROVIDED BY OTHERS.

DESIGN CRITERIA
1. DESIGNED TO NFPA #13 2016 EDITION.

PIPE NOTES	
1.	ALL THREADED PIPE TO BE SCH. 40 BLK.
2.	ALL GROOVED PIPE TO BE SCH. 10 BLK.

REVISIONS			
NO	DATE	BY	DESCRIPTION

CONTRACT WITH:

GATEWAY CONSTRUCTION
556 6TH AVE S #210
SEATTLE, WA 98108

PROJECT NAME:

BUILDERS CAPITAL TI
1019 39TH AVE SE SUITE 210
PUYALLUP, WA 98347

PATRIOT
FIRE PROTECTION, INC.

2707 70TH AVENUE EAST
TACOMA, WA 98424

TEL: (253) 926-2290
FAX: (253) 922-6150

DESIGNER	MATT GREENE	SHEET
DATE	12/13/21	1 OF 1
JOB NO.	12-22811	FP-1