

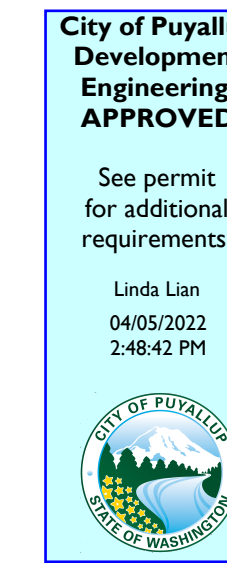

Approval of submitted plans is not an approval of omissions or oversight by this office or noncompliance with any applicable regulations of local government. The contractor is responsible for making sure that the building complies with all applicable building codes and regulations of the local government.

BUILDING/MECHANICAL PERMIT 2018 CODES

The UPS Store #0352

City of Puyallup
Development & Permitting Services
ISSUED PERMIT

Building	Planning
Engineering	Public Works
Fire	Traffic



PUYALLUP, WA

Tenant Improvement

PROJECT TEAM

PROPERTY OWNER
(REPRESENTATIVE)

TENANT

The UPS Store
4227 S Meridian, Suite C
Puyallup WA 98373

DESIGNER

NW Precision Design
17407 SW Inkster Dr.
Sherwood, OR 97140
(503) 680-6444
Contact: Darin Bouska

GENERAL CONTRACTOR

Top Drawer Development
25252 SW McConnell Rd.
Sherwood, OR 97140
(503) 625-8686
License: TOPDRD*006BE

CITY JURISDICTION

City of Puyallup
Development & Permitting Services
333 S Meridian
Puyallup, WA 98371
(245) 841-4321

THE APPROVED CONSTRUCTION PLANS AND ALL ENGINEERING DOCUMENTS MUST BE POSTED ON THE JOB AT ALL INSPECTIONS IN A VISIBLE AND READILY ACCESSIBLE LOCATION.

FULL SIZED LEDGIBLE COLOR PLANS ARE REQUIRED TO BE PROVIDE BY THE PERMITTEE ON SITE FOR ALL INSPECTIONS MIN. PLAN SIZE 24 X 36

PROJECT DATA/ CODE SUMMARY

BUILDING CODE SUMMARY

2018 INTERNATIONAL BUILDING CODE W/ WASHINGTON AMENDMENTS - WAC 51-50
2018 INTERNATIONAL MECHANICAL CODE W/ WASHINGTON AMENDMENTS - WAC 51-52
2018 UNIFORM PLUMBING CODE W/ WASHINGTON AMENDMENTS - WAC 51-56
2020 NATIONAL ELECTRICAL CODE W/ WASHINGTON AMENDMENTS
2018 INTERNATIONAL FIRE CODE W/ WASHINGTON AMENDMENTS - WAC 51-54A
ASCE 7-10
ICC/ANSI A117.1-2009 ACCESSIBILITY
2018 WASHINGTON STATE ENERGY CODE - WAC 51-11C

CONSTRUCTION TYPE : VB NON SPRINKLED/ NO FIRE ALARM

STORIES : 1

BLDG. AREA: = 10,000 S.F.
T.I. AREA: = 2,340 S.F. (USABLE)

PREVIOUS OCCUPANCY TYPE: 'B' UPS STORE

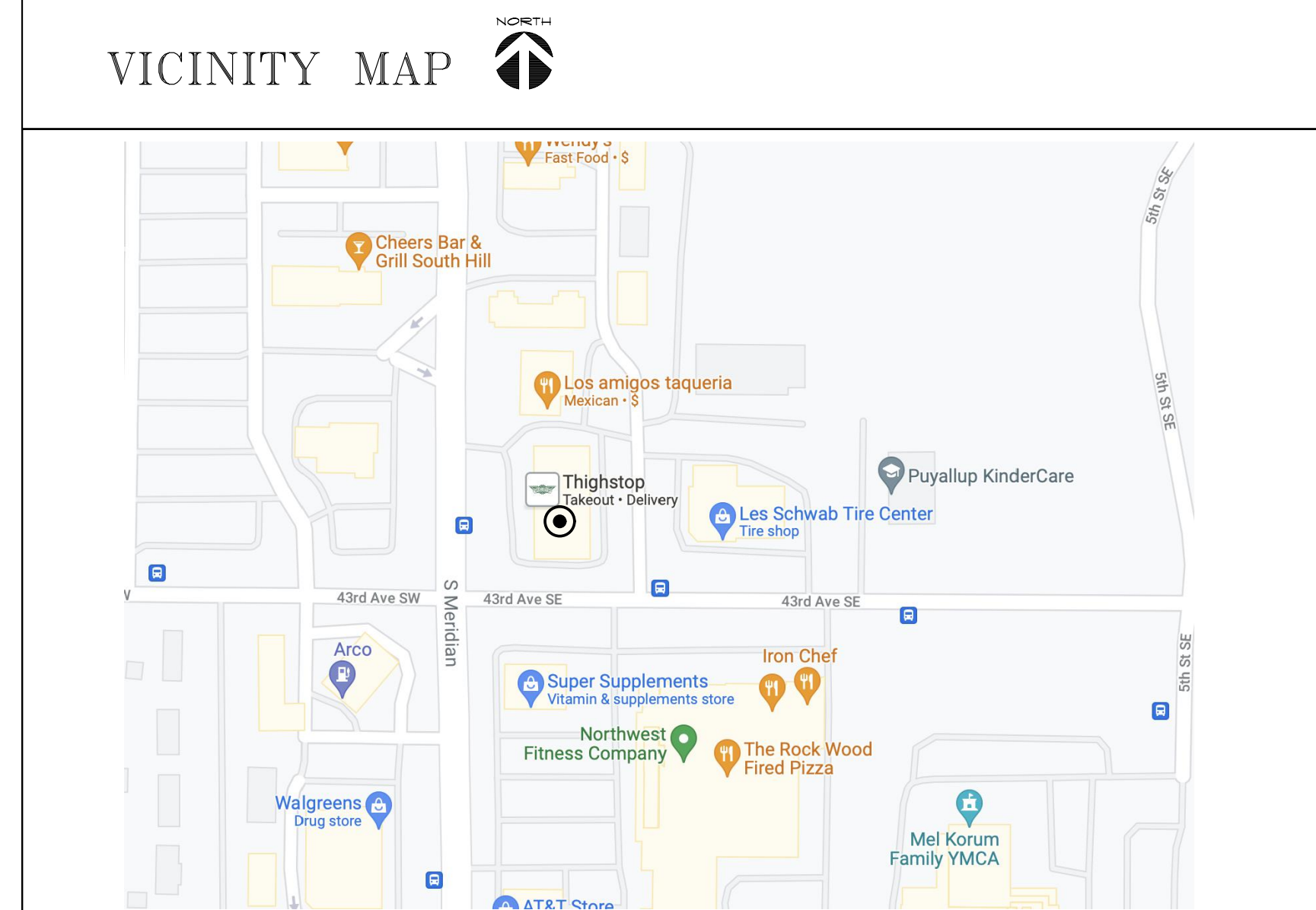
OCCUPANCY TYPE: 'B' MAIL (NON SEPERATED USE)

OCCUPANT LOAD: MAIL 2,340 S.F./150 = 16

EXITING: OCCUPANT LOAD IS UNDER (50) BUT 'PATH OF TRAVEL' IS GREATER THAN 75, THUS (2) EXITS ARE REQUIRED.

FIXTURE REQUIREMENT: (1) FAMILY TOILET ROOM REQUIRED.

VICINITY MAP



DRAWING INDEX

- COVER SHEET
- A1.1 DEMO PLAN
- A4.1 FLOOR PLAN
- A8.1 REFLECTED CEILING/LIFE SAFETY PLAN
- A0.0-A7.0 DETAILS
- 1/1 MECHANICAL PLAN

SCOPE DESCRIPTION

THESE TENANT IMPROVEMENT CONSTRUCTION DOCUMENTS INCLUDE THE CONSTRUCTION OF A 2,340 sq/ft FIRST FLOOR TENANT IMPROVEMENT

TENANT IMPROVEMENT DOES NOT INCLUDE STRUCTURAL MODIFICATIONS.

~~DEFERRED SUBMITTALS~~
ELECTRICAL SEPARATE PERMIT FROM DEPT. OF L / I

SITE MAP

SCOPE OF WORK



NW PRECISION DESIGN

17407 SW Inkster Drive
Sherwood, OR 97140
Phone (503) 680-6444. Email: Dahn@NW=Precision.com

The UPS Store #0352
4227 S Meridian, Suite C, Puyallup WA 98373

Revisions:

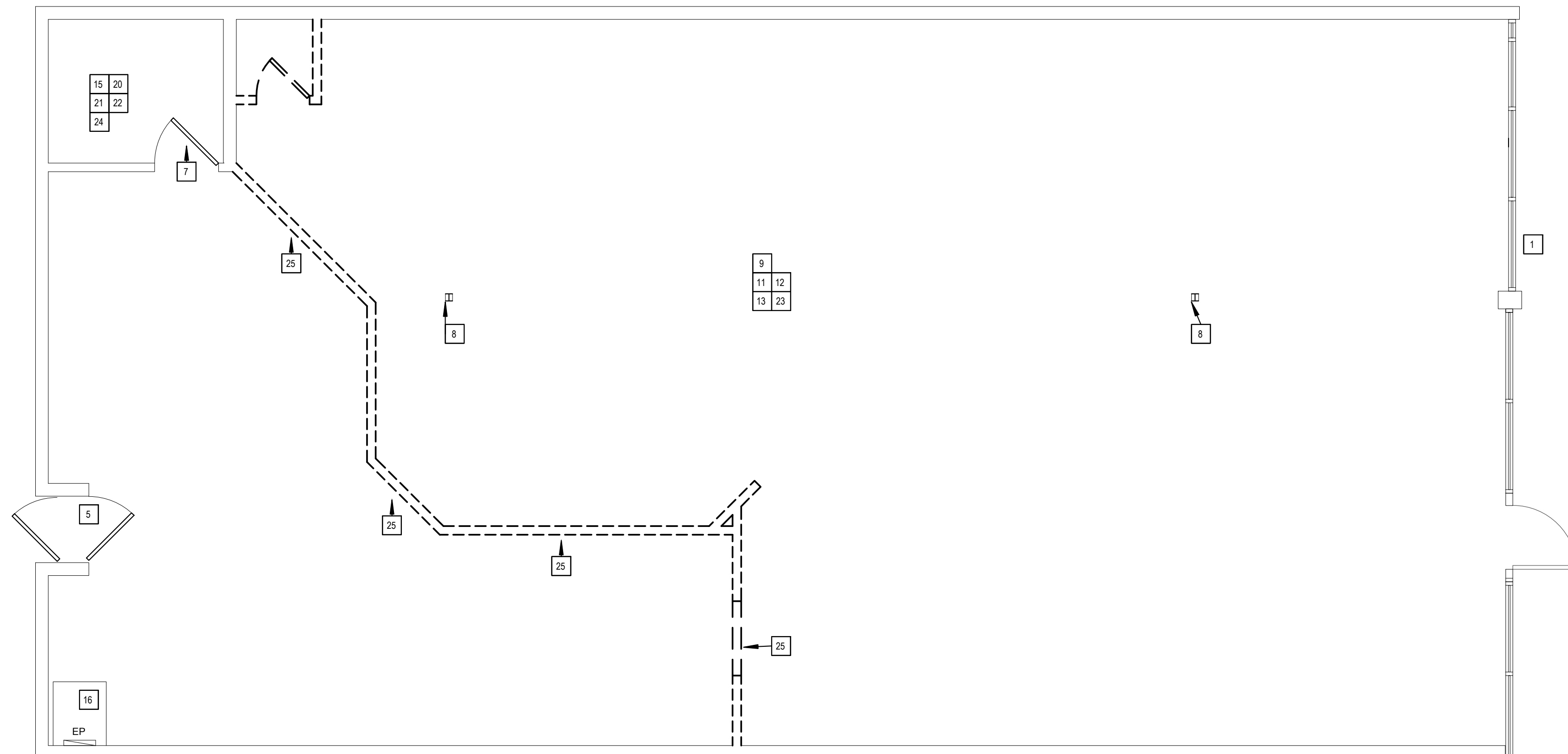
Project Number:

File Number: COVER

Date: 12/15/2021

DRAWING SET NO.

A0.1



1. DEMO PLAN

SCALE: 1/4"=1'-0"

0 DEMO PLAN KEYED NOTES	
1	EXISTING STOREFRONT SYSTEM AND GLAZING TO REMAIN.
2	EXISTING ENTRY DOORS TO BE REMOVED. SEE CONSTRUCTION PLAN.
5	EXISTING SERVICE DOOR TO REMAIN.
7	EXISTING DOOR TO REMAIN. INSPECT FOR ANY DAMAGES, IF DAMAGED BRING TO OWNERS ATTENTION.
8	EXISTING STRUCTURE COLUMNS TO REMAIN.
9	EXISTING FLOORING AND WALL BASE TO BE REMOVED.
11	EXISTING RTU TO REMAIN.
12	EXISTING DUCT AND DIFFUSERS TO BE RELOCATED/MODIFIED AS NEEDED. COORDINATE ALL WORK WITH CONSTRUCTION COORDINATOR.
13	EXISTING LIGHTING TO BE REMOVED.
15	EXISTING RESTROOM WATER AND SEWER LINES TO REMAIN.
16	EXISTING ELECTRICAL PANEL TO REMAIN.
20	EXISTING RESTROOM FIXTURES TO REMAIN.
21	EXISTING FLOOR DRAIN TO REMAIN.
22	EXISTING EXHAUST FAN TO REMAIN.
23	EXISTING SPRINKLER HEADS TO BE RELOCATED/MODIFIED AS NEEDED. COORDINATE ALL WORK WITH CONSTRUCTION COORDINATOR.
24	EXISTING RESTROOM CEILING MOUNTED LIGHT FIXTURE TO REMAIN.
25	EXISTING WALL TO BE DEMOLISHED.

City of Puyallup
Development & Permitting Services
ISSUED PERMIT

Building	Planning
Engineering	Public Works
Fire	Traffic

Revisions:

Project Number:
 File Number:
 Date: 12/15/2021

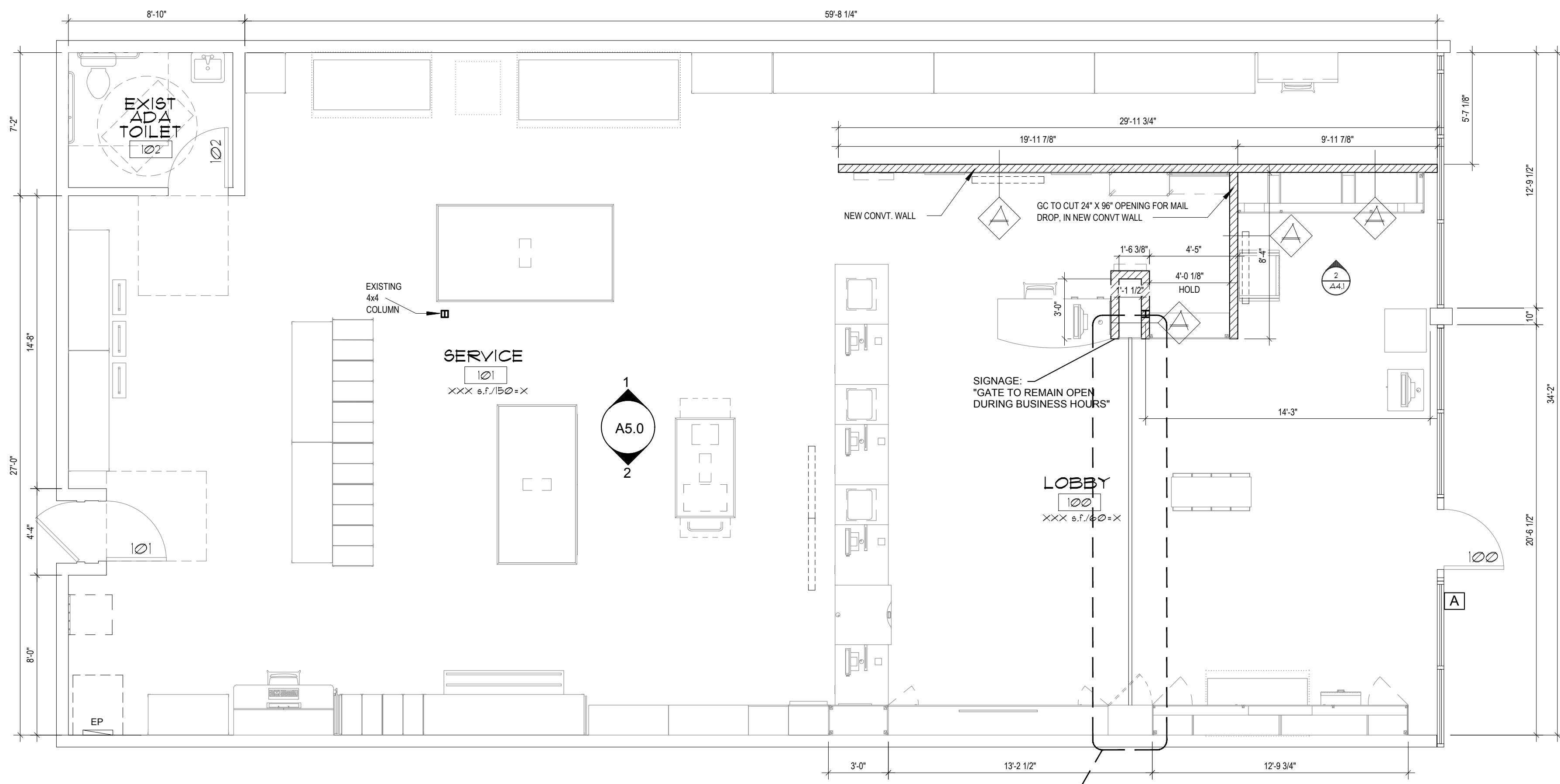
DRAWING SET NO.

A1.1

NW PRECISION DESIGN

17407 SW Inkster Drive
 Sherwood, OR 97140
 Phone (503) 680-6444, Email: Darrin@NW-Precision.com

The UPS Store #0352
 4227 S Meridian, Suite C, Puyallup WA 98373

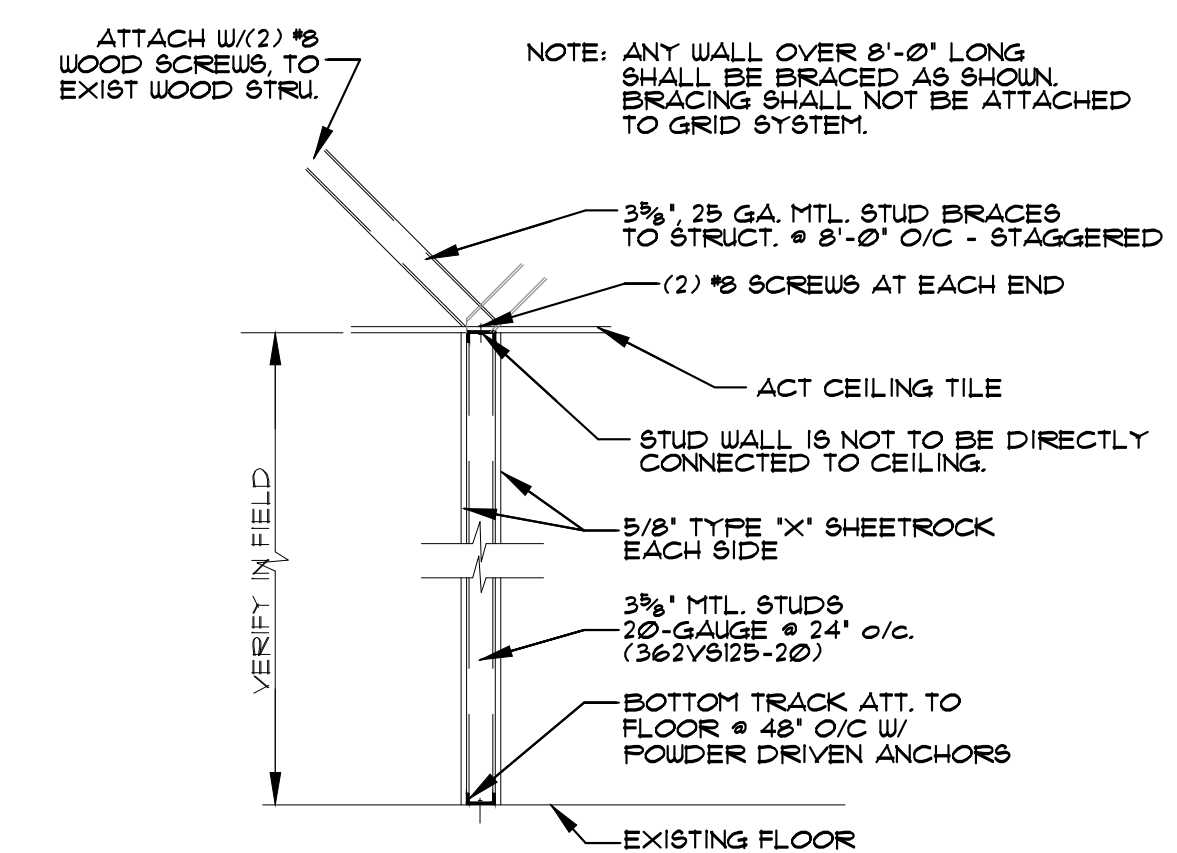


1. FLOOR PLAN
 SCALE: 1/4" = 1'-0"

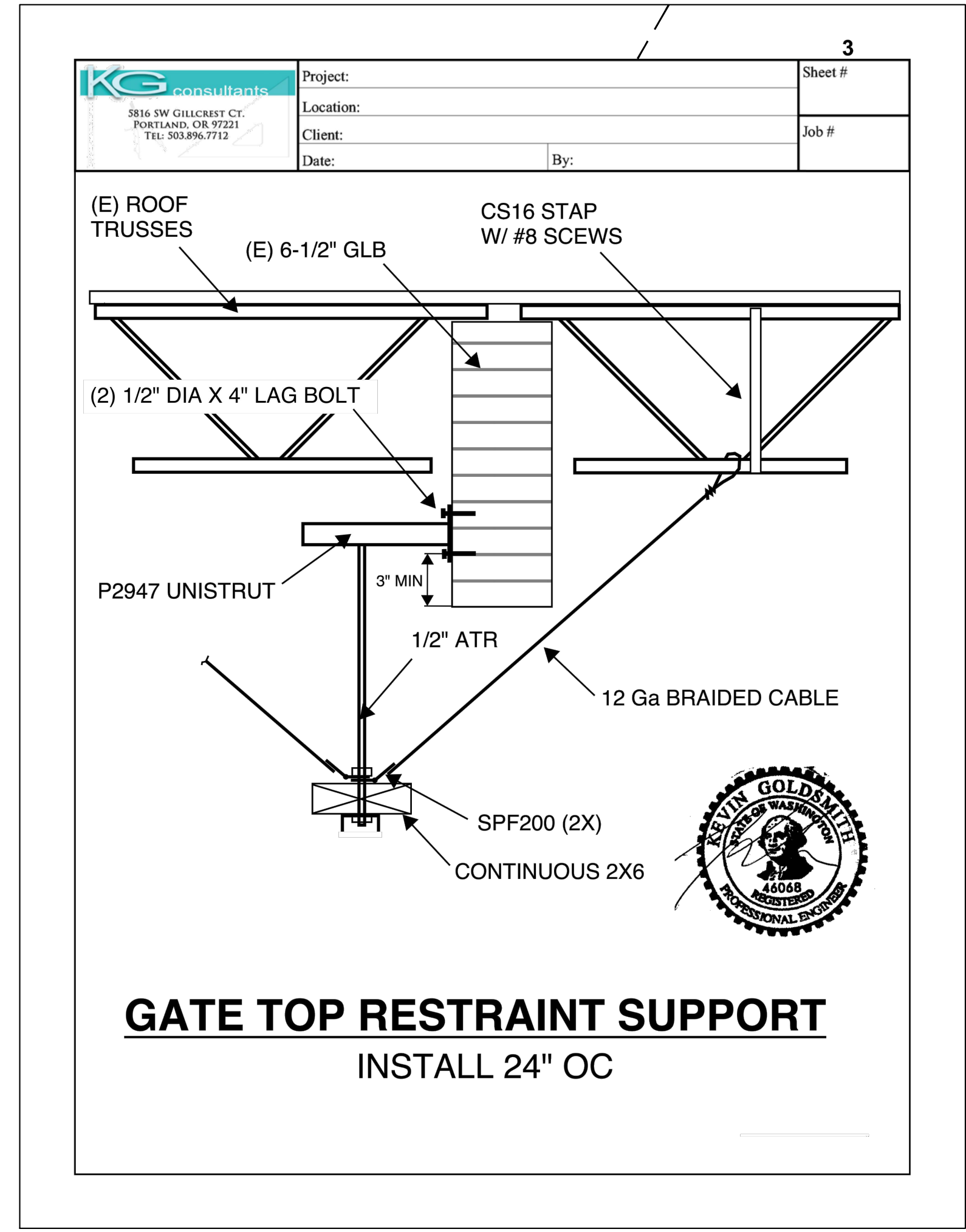
DOOR SCHEDULE

ROOM NM	DOORS			FRAMES/RELITES		REMARKS
	SIZE	DESCRIPTION	EXISTING	DESC.	REMARKS	
100	3'-0" x 7'-0"	GLASS	•	AL AL		PUSH/PULL (DOOR TO REMAIN OPEN); SIGN LOCKSET
101	3'-0" x 7'-0"	GLASS	•	AL AL		PRIVACY SET W/INDICATOR BOLT & CLOSER
102	3'-0" x 7'-0"	GLASS	•	AL AL		

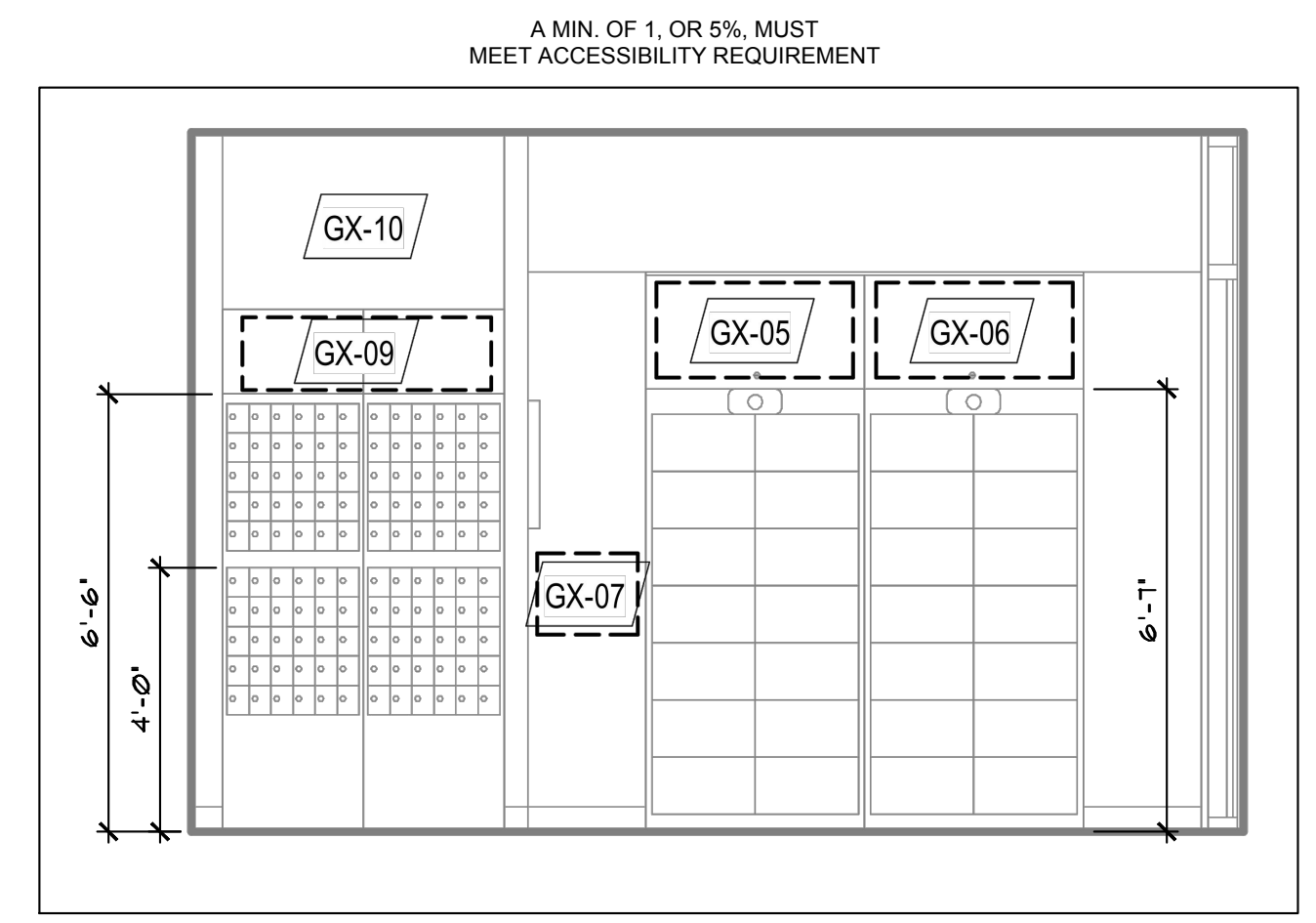
NOTE: DOOR HARDWARE TO BE GRADE 1, DORMA CL800-LG OR APPROVED SUBSTITUTE
 ALL DOOR HARDWARE TO BE LEVER AND A.D.A. APPROVED, 626 FINISH
 ALL DOORS/HARDWARE ARE EXISTING AND MEET CURRENT ACCESSIBILITY CODE



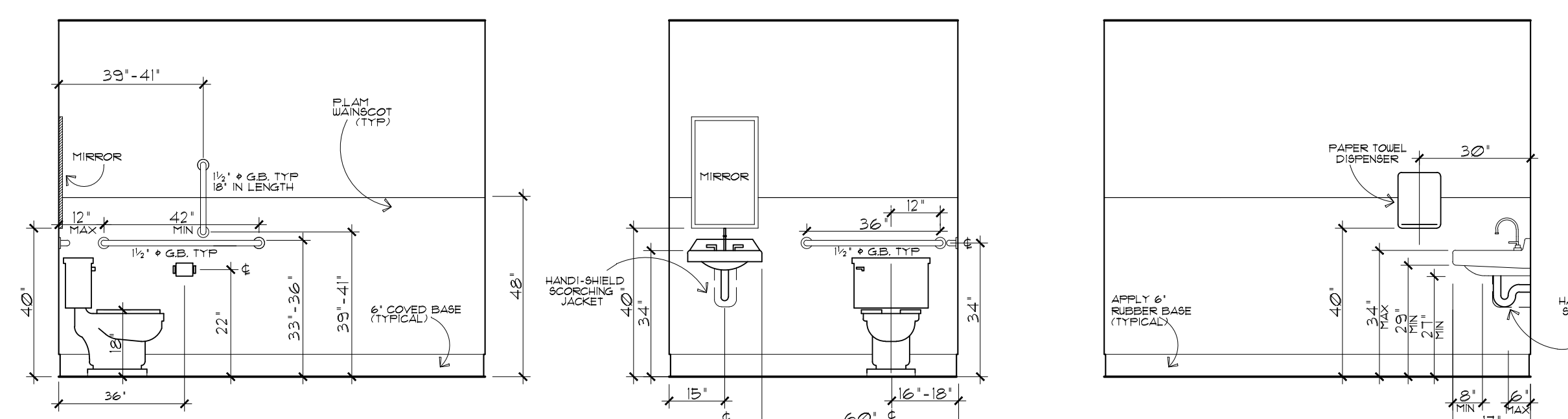
METAL STUD WALL DETAIL (TYP)
 N.T.S.



GATE TOP RESTRAINT SUPPORT
 INSTALL 24" OC



2. LOCKERS/MAILBOXES
 SCALE: 3/8" = 1'-0"



ACCESSIBLE TOILET ROOM - ELEV (EXISTING)
 SCALE 3/8" = 1'-0"

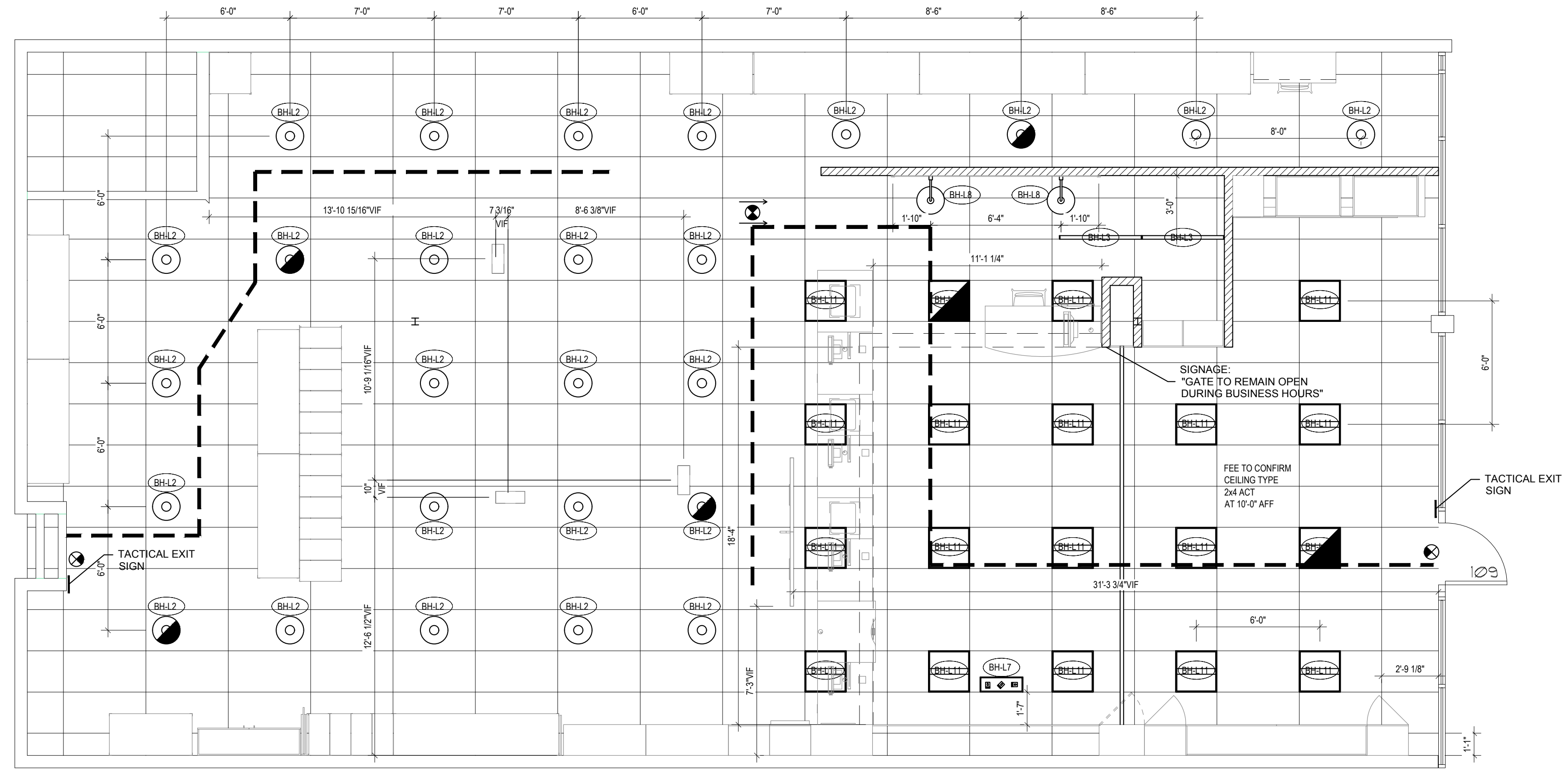
Precision Design
 17407 SW Inkster Drive
 Sherwood, OR 97140
 Phone (503) 680-6444, Email: Darrin@NW-Precision.com

The UPS Store #0352
 4227 S Meridian, Suite C, Puyallup WA 98373

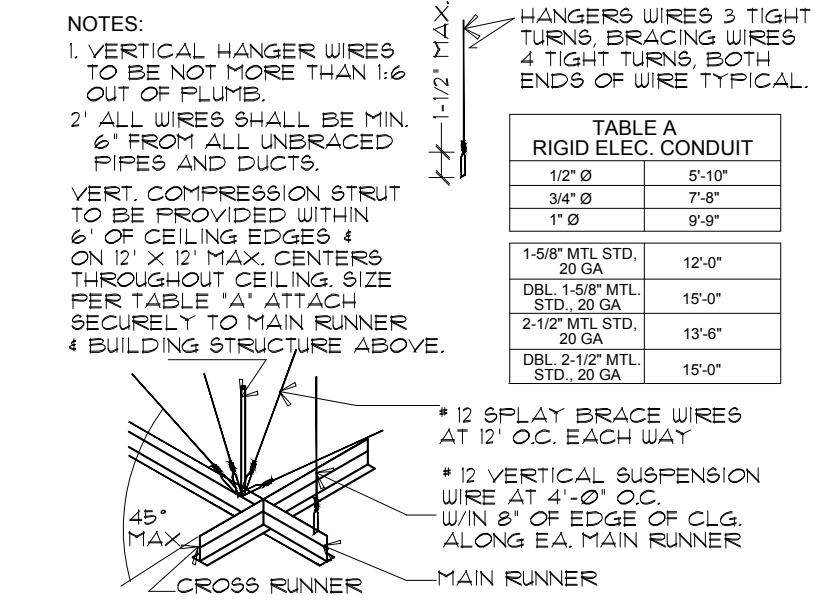
Revisions:

Project Number:
 File Number: UP5401A
 Date: 12/15/2021
 DRAWING SET NO.

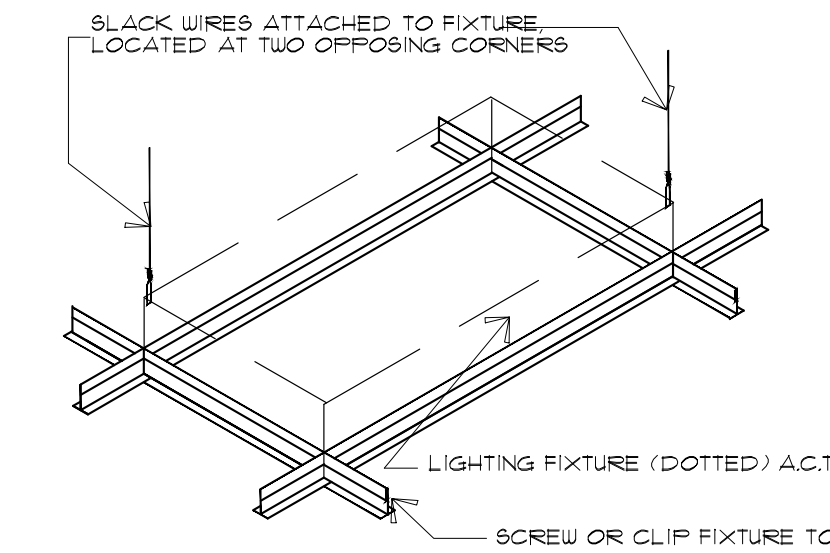
A4.1



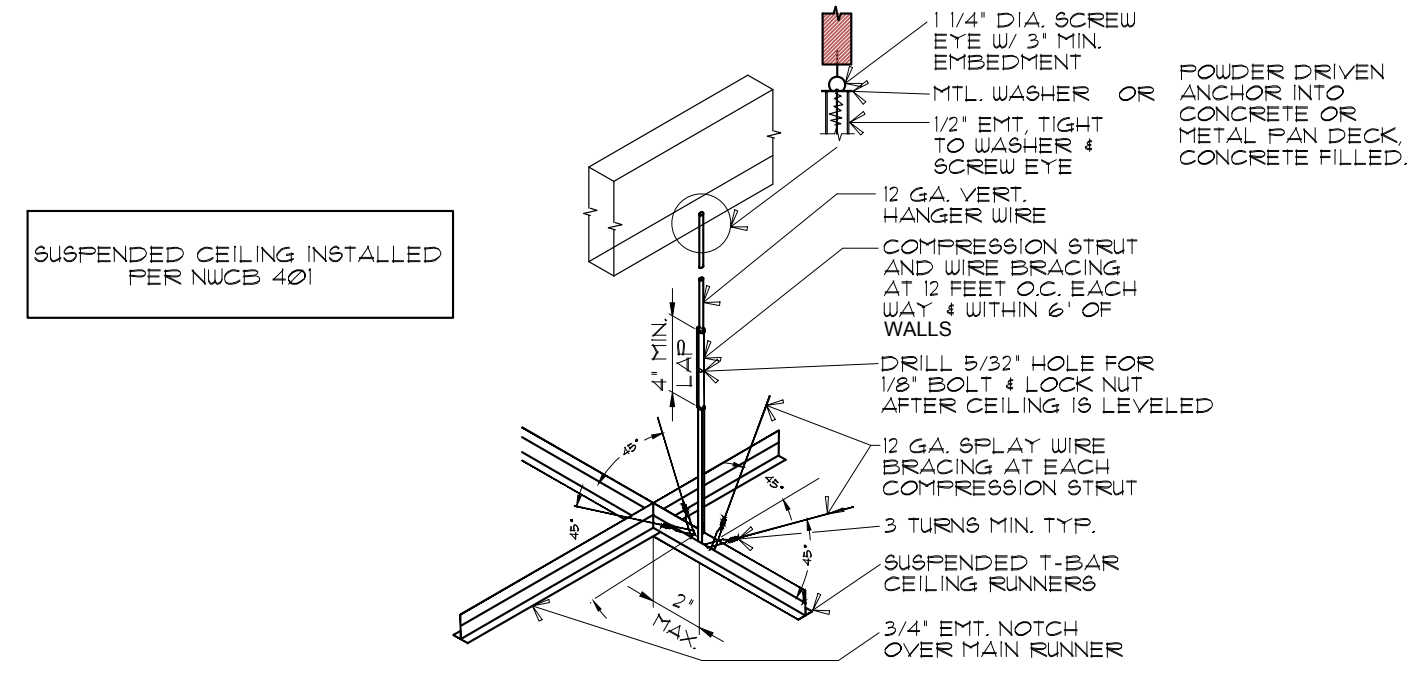
WHEN 50% OR MORE OF THE EXISTING CEILING TILE ARE REPLACED, THE CEILING SYSTEM SHALL BE BROUGHT INTO SUBSTANTIAL COMPLIANCE WITH CURRENT CODE.



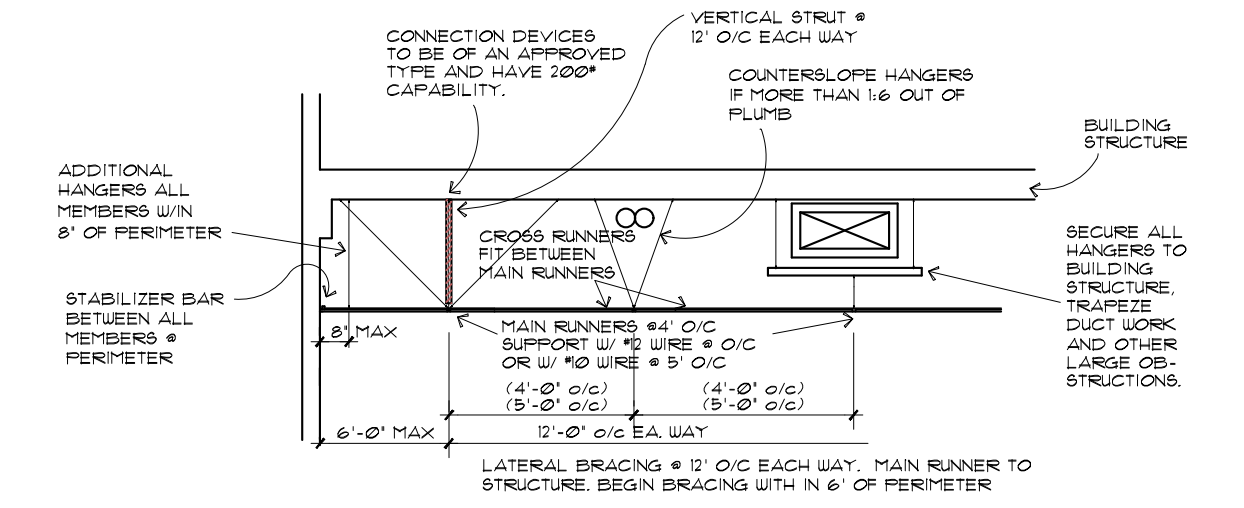
1. TYPICAL CEILING HANGER DETAIL (NOT TO SCALE)



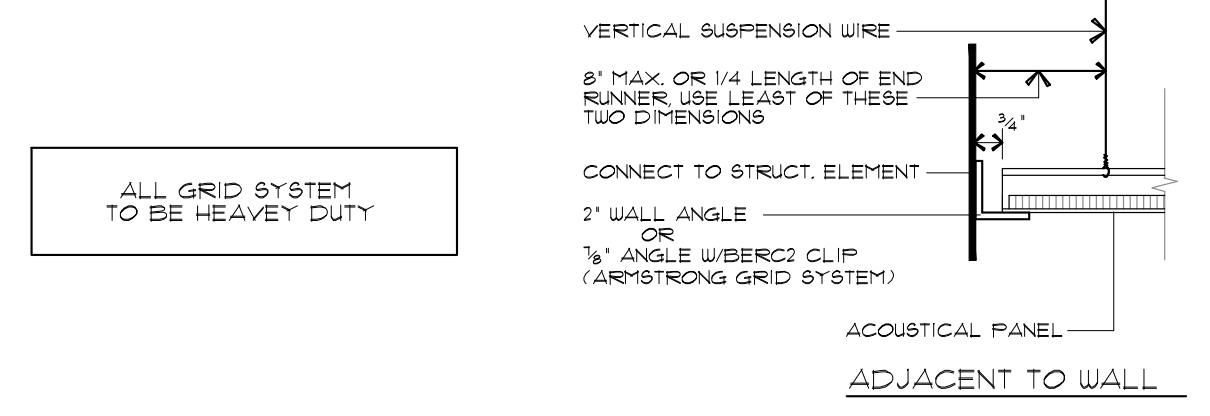
2. TYPICAL FIXTURE SUPPORT DETAIL (NOT TO SCALE)



3. TYPICAL CEILING SUPPORT DETAIL (NOT TO SCALE)



4. TYPICAL CEILING INSTALLATION DETAIL (NOT TO SCALE)

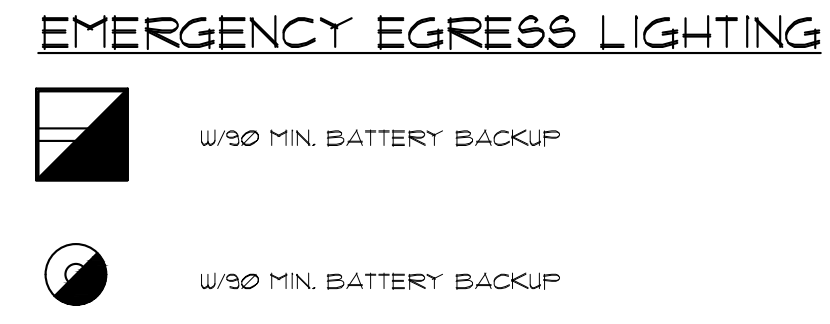


5. TYPICAL CEILING AT WALL DETAIL (NOT TO SCALE)

1. LIFE SAFETY PLAN
 SCALE: 1/4"=1'-0"

LIFE SAFETY LEGEND	
---	EGRESS - PATH OF TRAVEL
⊙	UNIVERSAL MOUNT EXIT TYPE FIXTURE. GREEN LED LAMP(S) SINGLE OR DOUBLE FACE WITH DIRECTIONAL ARROW(S) WITH EMERGENCY BATTERY BACK-UP.
⊙	EGRESS LIGHTING. THE MEANS OF EGRESS ILLUMINATION LEVEL SHALL NOT BE LESS THAN 1 FOOT-CANDLE AVERAGE AT THE FLOOR LEVEL DURING HOURS OF OPERATION W/50 MIN. BATTERY BACKUP.

LIGHTING FIXTURE SCHEDULE									
LIGHT TAG	COUNT	DESCRIPTION	PART NUMBER	MOUNTING	LAMP	LAMP QTY	WATTS	REMARKS	VOLTAGE
BHL2	26	WAREHOUSE SHADE PENDANT LIGHT WITH 12" STEM GALVANIZED METAL FINISH, NOMINAL 4000LM OUTPUT.	SATCO #S2252 LED, PAR 38, FLOOD	SUSPENDED	PAR 38, FLOOD, HIGH LUMEN 4000K LED/COOL WHITE JAB-2019-E DIMMABLE 1-10 RATING CA TITLE 24	9	33W	INSTALL MIN. 3'-0" FROM WALL, FIXTURES, OR RACKING 6'-0" ON CENTER. LIGHTS TO BE IN ALIGNMENT, CENTERED ON CEILING TILE WHEN APPLICABLE. GO TO CUT STEMS AS NEEDED. BOTTOM OF LIGHTS TO BE INSTALLED AT 8'-6" TO 9'-0" AFF MIN.	120V
BHL3	2	STEM SUSPENDED, NOM. 4' LONG DIFFUSE WRAP AROUND LENSED LINEAR LED TROFFER WITH WHITE HOUSING FINISH AND INTEGRAL LED DRIVER MOUNT IN CONTINUOUS END TO END ROW PER PLANS	LITHONIA LIGHTING: ZL10-L48-5000-FST-MV DL1-35K-80CRI-WH	SUSPENDED	INTEGRAL 3500K LED	3 @ 4'-0" LONG EACH	42W	MOUNTING HEIGHT AFF TO BE COORDINATED BY ARCHITECT AND CONTRACTOR WITH LIGHTING DESIGNER. CENTER IN MAIL AREA	120V
BHL7	1	RECESSED 8" APERTURE LED ADJUSTABLE ACCENT LIGHT	-	CEILING	-	-	-	CENTER ON RETAIL SOFFIT	-
BHL8	2	WALL MOUNTED 12" DIAMETER, GALVANIZED SHADE WITH B-1 ARM OPTION	HILITE MANUF. H-15112-96B-196LED-LED	WALL	LED	-	32W	BOTTOM OF WALL SCONCE LIGHT AT 78" AFF.	100W
BHL11	19	RECESSED NOMINAL 2'X2' APERTURE INTEGRAL LED ALUMINUM FRAME WITH WHITE PAINTED TRIM AND INTEGRAL LED DRIVER.	LITELINE FORUM PANEL: LEDP-22-WH	RECESSED	INTEGRAL 3500K LED	8	20W	INSTALL MIN. 4'-0" FROM WALL, FIXTURES, OR RACKING, 6'-0" ON CENTER	120V



City of Puyallup
 Development & Permitting Services
ISSUED PERMIT

Building	Planning
Engineering	Public Works
Fire	Traffic

NW PRECISION DESIGN

17407 SW Inkster Drive
 Sherwood, OR 97140
 Phone (503) 680-6444, Email: Dairn@NW-Precision.com

The UPS Store #0352
 4227 S Meridian, Suite C, Puyallup WA 98373

Revisions:

Project Number:
 File Number: UFS101A
 Date: 12/15/2021
 DRAWING SET NO.

A8.1

ABBREVIATIONS

ACT	ACOUSTICAL CEILING TILE	EMER	EMERGENCY	LL	LANDLORD	SIM	SIMILAR
ADA	AMERICANS WITH DISABILITIES ACT	EQ	EQUAL	LAM	LAMINATE	SPEC	SPECIFICATION
AFF	ABOVE FINISHED FLOOR	EQUIP	EQUIPMENT	LVT	LUXURY VINYL TILE	SQ	SQUARE
ALUM	ALUMINUM	EXIST	EXISTING	MANUF	MANUFACTURER	SS	STAINLESS STEEL
APPROX	APPROXIMATE	EXT	EXTERIOR	MAS	MASONRY	STD	STANDARD
BD	BOARD	FC	FLOOR COVERING	MECH	MECHANICAL	STL	STEEL
BLKG	BLOCKING	FE	FIRE EXTINGUISHER	MIN	MINIMUM	SUSP	SUSPENDED
BLDG	BUILDING	FFE	FINISHED FLOOR ELEVATION	MTL	METAL	TD	TRENCH DRAIN
CL	CEILING	FRP	FIBERGLASS REINFORCED PANEL	MTD	MOUNTED	TG	TEMPERED GLASS
CLR	CLEAR	FIN	FINISH	NA	NOT APPLICABLE	TYP	TYPICAL
CMU	CONCRETE MASONRY UNIT	FLR	FLOOR	NIC	NOT IN CONTRACT	UNO	UNLESS NOTED OTHERWISE
COL	COLUMN	FR	FITTING ROOM	NTS	NOT TO SCALE	VCT	VINYL COMPOSITION TILE
CONC	CONCRETE	FT	FOOT	OC	ON CENTER	VERT	VERTICAL
CONST	CONSTRUCTION	FURN	FURNISH	OPP	OPPOSITE	VIF	VERIFY IN FIELD
CONT	CONTINUOUS	GC	GENERAL CONTRACTOR	PL	PLASTIC LAMINATE	VWC	VINYL WALLCOVERING
CT	CERAMIC TILE	GL	GLASS/GLAZING	PROJ	PROJECT	WB	WALL BASE
DBL	DOUBLE	GYP	GYPSPUM	PT	PAINT	WC	WALL COVERING
DIA	DIAMETER	HGT	HEIGHT	QTY	QUANTITY	WD	WOOD
DIM	DIMENSION	HORZ	HORIZONTAL	REF	REFERENCE	W	WITH
DN	DOWN	HVAC	HEATING, VENTILATING & AIR CONDITIONING	REQD	REQUIRED	WT	WALL TILE
DTL	DETAIL	INCL	INCLUDING	REV	REVISION		
DWG	DRAWING	INFO	INFORMATION	RM	ROOM		
ELEC	ELECTRICAL	INT	INTERIOR	SECT	SECTION		
ELEV	ELEVATION			SF	SQUARE FOOT		

THE UPS STORE, INC.

DESIGN AND CONSTRUCTION
6060 Cornerstone Court West
San Diego, CA 92121
858-455-8800 Tel.
www.theupsstore.com

THE UPS STORE CENTER: 0352

AREA NUMBER: WA125

DESIGNED BY: JJJ

CENTER ADDRESS: 4227 S MERIDIAN STE C
Puyallup, WA 98373

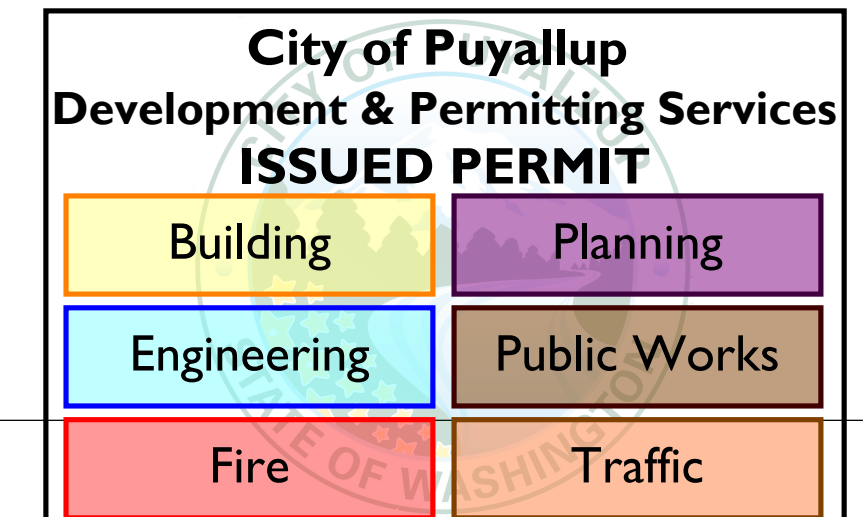
FRANCHISEE: REETZ, DOUG

PHONE NUMBER: XXX.XXX.XXXX

EMAIL ADDRESS: ENTER EMAIL HERE

SHEET INDEX

A0.0	COVER SHEET
A1.0	FIXTURE PLAN
A1.1	PLAN DETAILS
A1.2	DEMOLITION PLAN
A1.3	MODULAR FIXTURE PLAN
A2.0	FINISH PLAN
A3.0	REFLECTED CEILING PLAN
A3.1	REFLECTED CEILING PLAN DETAILS
A4.0	GRAPHICS PLAN
A4.1	GRAPHICS REFERENCE
A5.0	INTERIOR ELEVATIONS
A6.0	SECTIONS & DETAILS
A7.0	ELECTRICAL OUTLET & DEVICE PLACEMENT PLAN



SYMBOL LEGEND

	DEMO PARTITION		DUPLEX RECEPTACLE		EXIT SIGN
	EXIST. PARTITION		DEDICATED DUPLEX RECEPTACLE		EXIT/EMER. COMBO
	EXIST. DEMISING PARTITION		QUADRUPLX RECEPTACLE		OCCUPANCY SENSOR
	NEW PARTITION		DEDICATED QUADRUPLX RECEPTACLE		SECURITY KEYPAD
	NEW INSULATED PARTITION		GROUND FAULT INTERRUPTER DUPLEX RECEPTACLE		SECURITY CAMERA
	NEW MODULAR PARTITION		RECESSED DUPLEX RECEPTACLE		FIRE EXTINGUISHER
	NEW DEMISING PARTITION		CEILING RECEPTACLE		ELECTRICAL PANEL (SHOWN WITH CLEARANCE)
	HEADER		DATA BOX		WATER HEATER
	EXISTING DOOR		SINGLE GANG PHONE/DATA BOX		MOP SINK
	NEW DOOR		LOW VOLTAGE BOX		DRINKING FOUNTAIN
	SWITCH		J BOX ABOVE CEILING		EXISTING
	3-WAY SWITCH		COAX BOX		
	WALL SCNCE		THERMOSTAT LOCATION		

KEYNOTE LEGEND

	FF&E TAG
	EQUIPMENT TAG
	SIGNAGE/GRAPHICS TAG
	LIGHT FIXTURE TAG
	FINISH TAG
	FLOOR PLAN KEYED NOTE
	DEMO PLAN KEYED NOTE
	RCP KEYED NOTE
	FINISH PLAN KEYED NOTE
	POWER KEYED NOTE

GENERAL NOTES

- GENERAL CONTRACTOR IS RESPONSIBLE TO VISIT THE SITE PRIOR TO BID DATE TO FAMILIARIZE THEMSELVES WITH THE ACTUAL JOB CONDITIONS AND TO CHECK FOR ANY INTERFERENCES BETWEEN THEIR WORK AND THAT OF TRADES. IF ACCESS IS DENIED, CONTACT TUPSS DESIGN COORDINATOR IMMEDIATELY. FAILURE TO CONTACT THE TUPSS DESIGN COORDINATOR WILL RESULT IN THE CONTRACTOR TO ABSORB ANY ADDITIONAL COSTS DUE TO HIDDEN CONDITIONS.
- THE GENERAL CONTRACTOR SHALL CHECK FOR APPARENT VIOLATIONS OF LOCAL, STATE OR FEDERAL CODES, LAWS, ORDINANCES AND REGULATIONS BEFORE ENTERING INTO A CONTRACT WITH EITHER THE TENANT GENERAL CONTRACTOR AND/OR TENANT. IF ANY INTERFERENCES OR VIOLATIONS APPEAR AND DEPARTURE FROM THE DESIGN INTENT DOCUMENTS IS REQUIRED, THE GENERAL CONTRACTOR SHALL NOTIFY THE ARCHITECT OF RECORD, TENANT'S PROJECT MANAGER AND TENANT IN WRITING. BEFORE ENTERING INTO CONTRACT WITH THE TENANT. FAILURE TO PROVIDE ARCHITECT AND TENANT WITH THE AFOREMENTIONED NOTIFICATION SHALL RESULT IN THE SPECIFIC CONTRACTOR BEING HELD RESPONSIBLE TO COMPLETE ALL WORK REQUIRED TO MEET THE ORIGINAL DESIGN INTENT DRAWINGS AT HIS/HER OWN COSTS WITH NO ADDITIONAL EXPENSES (EXTRAS) BEING INCURRED BY TENANT.
- GENERAL CONTRACTOR TO COORDINATE ALL PHASES OF CONSTRUCTION WITH THE TUPSS DESIGN COORDINATOR AND SUBMIT SCHEDULE TO TUPSS DESIGN COORDINATOR AND THE UPS STORE BASE DAILY WITH STORE TEAM AT OPENING AND CLOSING TO COORDINATE PHASING/SCOPE OF WORK/REQUIRED STORE PREP FOR THE FOLLOWING DAY.
- GENERAL CONTRACTOR TO ENCLOSE ALL EXPOSED BUILDING COLUMNS AND DEMISING WALL WITHIN LEASED SPACE. FIRE RATED ENCLOSURE TO MEET LOCAL AND STATE CODES AND LANDLORD REQUIREMENTS.
- GENERAL CONTRACTOR TO IMMEDIATELY NOTIFY TUPSS DESIGN COORDINATOR OF ANY DISCREPANCIES, ERRORS OR OMISSIONS DISCOVERED IN THE DESIGN INTENT DRAWINGS ACTUAL WIDTHS, LENGTHS, AVAILABLE CEILING HEIGHTS, COLUMN LOCATIONS, STOREFRONT CONDITIONS, UTILITY LOCATIONS, ETC. BEFORE PROCEEDING WITH RELATED WORK; OTHERWISE, THE CORRECTION OF SUCH ITEMS IS THE RESPONSIBILITY OF THE CONTRACTOR.
- ALL CONSTRUCTION, INCLUDING TRIM, MUST BE WITHIN LEASE LINES (WHERE APPLICABLE). USE OF ANY AREA OUTSIDE OF LEASE LINES FOR STORAGE OF MATERIALS, TOOLS, FIXTURES, ETC., IS PROHIBITED.
- GENERAL CONTRACTOR TO REMOVE ALL CONSTRUCTION DEBRIS FROM JOB SITE AS DIRECTED BY LANDLORD. ALL CONSTRUCTION DEBRIS SHALL BE CONTAINED WITHIN LEASE SPACE AT ALL TIMES.
- ALL WOOD FRAMING, BLOCKING AND PLYWOOD TO BE FIRE RETARDANT AND PRESSURE TREATED MILL STAMP, USE SELECT GRADE LUMBER AT ALL EXPOSED AREAS. ALL FIRE RETARDANT WOOD FRAMING, BLOCKING, FURRING STRIPS AND PLYWOOD SHALL REMAIN UNPAINTED FOR VISUAL INSPECTION.
- ALL DIMENSIONS ARE TO FINISH FACE OF GYPSUM WALL BOARD OR TO FINISH FACE OF EXISTING CONSTRUCTION UNLESS NOTED OTHERWISE.
- ALL ANGLES 90 DEGREES UNLESS NOTED OTHERWISE.
- GENERAL CONTRACTOR IS RESPONSIBLE TO HAVE ENTIRE STORE THOROUGHLY CLEAN AND DUST FREE AT THE TIME OF TURN OVER.
- TENANT'S GENERAL CONTRACTOR TO ASSEMBLE ALL MISCELLANEOUS FLOOR DISPLAYS, RACKS, BRACKETS, HANG RODS, ETC., INCLUDING, BUT NOT LIMITED TO, ROUNDER RACKS, 2 WAY RACKS, 4 WAY RACKS. DISPLAY MERCHANDISE TABLES, NON-SALES AREA - TENANT'S GENERAL CONTRACTOR TO ASSEMBLE ALL MISCELLANEOUS NON-SALES OFFICE EQUIPMENT, SHELVES, RACKS, BRACKETS, HANG RODS, ETC. TENANT'S GENERAL CONTRACTOR MUST FILE BURRS SMOOTH BEFORE INSTALLING SNAP-IN END CAPS ANYTIME HANG ROD IS CUT TO LENGTH.
- GENERAL CONTRACTOR AND SUB-CONTRACTORS MUST FAMILIARIZE THEMSELVES WITH THE UPS STORE TENANT CRITERIA MANUAL, THE UPS STORE CONSTRUCTION REGULATIONS AND LOCAL CODE REQUIREMENTS FOR ANY ADDITIONAL INFORMATION NOT SPECIFICALLY INCLUDED IN THESE DOCUMENTS.
- THE SPRINKLER SYSTEM SHALL BE FULLY CHARGED AND OPERATIONAL WHEN THE CONTRACTOR IS OFF-SITE.
- MATERIALS, EQUIPMENT, AND ASSEMBLIES SHOWN OR SPECIFIED ARE MINIMUM REQUIREMENTS OR PERFORMANCE STANDARDS. LOCAL JURISDICTIONS MAY REQUIRE PERFORMANCE STANDARDS BEYOND THOSE SHOWN OR SPECIFIED. FURTHERMORE, LOCAL JURISDICTIONS MAY PREVENT THE USE OF COMMONLY ACCEPTED MATERIALS. CONTRACTOR SHALL FAMILIARIZE HIMSELF/HERSELF WITH ALL LOCAL REQUIREMENTS FOR LICENSING, MATERIALS, AND PERFORMANCE STANDARDS PRIOR TO SUBMITTING BID. ALL CONFLICTS BETWEEN THE DESIGN INTENT DRAWINGS AND LOCAL REQUIREMENTS SHALL BE BROUGHT TO THE OWNER'S ATTENTION AND RESOLVED, BY MUTUAL AGREEMENT, PRIOR TO SUBMISSION OF BID OR HIGHEST PRICED WORK. LOCAL REQUIREMENTS VERSUS SPECIFIED REQUIREMENTS SHALL BE INCLUDED IN THE BID.
- THIS DESIGN CRITERIA IS PROVIDED FOR BUILDING OFFICIAL REVIEW CONVENIENCE ONLY IS NOT INTENDED FOR USE BY COMPONENT DESIGNERS OR MANUFACTURERS AS THEIR SOLE DESIGN CRITERIA WITHOUT VERIFICATION. EACH DESIGNER AND/OR MANUFACTURER MUST INDEPENDENTLY CONFIRM ALL CODE CRITERIA WITH WHICH THEIR ELEMENTS OR COMPONENTS MUST COMPLY INCLUDING BUT NOT LIMITED TO LOADING, APPLICATION, FUNCTIONALITY, ETC. PERFORMANCE CRITERIA PROVIDED ELSEWHERE BY A SPECIFIC DISCIPLINE SHOULD BE REGARDED AS THE MINIMUM STANDARDS ACCEPTABLE TO THE CLIENT. EACH SUPPLIER MUST EVALUATE THESE MINIMUMS AGAINST SPECIFIC INDUSTRY STANDARDS AS WELL AS CODES, LAWS, ORDINANCES AND UNDERWRITER REQUIREMENTS GOVERNING HIS PRODUCT AS WELL AS OWNER INSURER REQUIREMENTS, AS APPLICABLE. THE MOST STRINGENT OF THESE CRITERIA SHALL GOVERN.
- LEAVE ALL APPROPRIATE DOCUMENTATION INDEXED IN A BINDER.
- LEAVE AS-BUILT SET OF PLANS WITH THE LANDLORDS TENANT COORDINATOR.
- TURN OVER ALL KEYS TO FRANCHISEE OWNER MARKING EACH KEY FOR IDENTIFICATION.
- CONTRACTOR TO PROVIDE CIRCUIT DIRECTORY ON ELECTRICAL PANELS, TYP.
- GENERAL CONTRACTOR TO VERIFY ALL DIMENSIONS PRIOR TO CONSTRUCTION. IF ANY DIMENSIONS FROM THE PLAN ARE CONTRADICTORY TO FIELD CONDITIONS, CONTACT TUPSS DESIGN COORDINATOR IMMEDIATELY. FAILURE TO CONTACT TUPSS DESIGN COORDINATOR WILL RESULT IN THE GENERAL CONTRACTOR ABSORBING ANY ADDITIONAL COSTS.
- THESE DESIGN INTENT DRAWINGS ARE NOT FOR CONSTRUCTION. THEY ARE FOR GENERAL REFERENCE AND AS A GUIDE IN PLACEMENT OF FIXTURES, CABINETRY, EQUIPMENT AND MATERIAL SPECIFICATIONS USED IN THE BUILDOUT OF A THE UPS STORE (TUPSS) CENTER. FRANCHISEE'S ARCHITECT IS RESPONSIBLE TO PREPARE CONSTRUCTION DOCUMENTS THAT ARE APPLICABLE TO ALL CODE REQUIREMENTS. FRANCHISEE'S ARCHITECT RESPONSIBLE FOR ADJUSTING AND PROVIDING ADA COMPLIANT CLEARANCES AND MEETING REQUIRED CODES. FRANCHISEE'S ARCHITECT RESPONSIBLE FOR VERIFYING SITE CONDITIONS AND FIELD VISITATION TO VERIFY MEASUREMENTS PROVIDED IN DESIGN INTENT PLANS PROVIDED BY TUPSS. TUPSS USES THIRD PARTY INFORMATION SUBMITTED FOR THE AS-BUILT SITE INFORMATION IN CREATING DESIGN INTENT DRAWINGS AND HAVE NOT VISITED THE SITE TO VERIFY INFORMATION IS CURRENT AND CORRECT.
- IF FRANCHISEE IS NOT REQUIRED TO USE AN ARCHITECT OR ENGINEER FOR CREATION OF CONSTRUCTION DOCUMENTS TO MEET LOCAL CODES/BUILDING REQUIREMENTS OR BUILDING PERMIT NEEDS, FRANCHISEE AND FRANCHISEE'S GENERAL CONTRACTOR ARE RESPONSIBLE FOR ADOPTING TUPSS DESIGN INTENT DRAWINGS TO MEET LOCAL BUILDING CODES, CONSTRUCTION PRACTICES, AND FINAL BUILD COMPLIANCE TO TUPSS BUILDING STANDARDS. TUPSS NOR CUSHMAN & WAKEFIELD ARE LIABLE OR RESPONSIBLE FOR ANY COSTS, DELAYS OR OTHER MONETARY OR LIABILITY CLAIMS THAT ARISE OUT OF USING THE DESIGN INTENT DRAWINGS.



PLAN NORTH VS TRUE NORTH

PLAN NORTH IS BASED ON THE PREDOMINANT AXIS OF THE BUILDING GEOMETRY. FOR THIS PROJECT, PLAN NORTH POINTS TOWARDS THE TOP OF THE DRAWING AREA. ALL VIEWS IN THIS DRAWING SET USE PLAN NORTH AS IT'S ORIENTATION. TRUE NORTH IS THE REAL-WORLD NORTH DIRECTION BASED ON SITE CONDITIONS. TRUE NORTH INFORMATION IS NOT USED OR PROVIDED FOR THESE DOCUMENTS.

ISSUES/REVISIONS

NO.	DATE	DESCRIPTION

DESIGN AND CONSTRUCTION
6060 Cornerstone Court West
San Diego, CA 92121
858-455-8800 Tel.
UPDATED 06/23/2021

THE UPS STORE, INC.

AREA NUMBER: WA125
SQFT: 2413
SCALE: NOTED

DESIGNED BY: JJJ
CENTER ADDRESS: 4227 S MERIDIAN STE C
Puyallup, WA 98373

THE UPS STORE CENTER: 0352
PROJECT TYPE: BLUE HORIZON RELOCATION
FRANCHISEE: REETZ, DOUG
DATE: 10/8/2021

DRAWING NO:
A0.0

FIXTURE SCHEDULE

FIXTURE TAG	COUNT	DESCRIPTION	PIN #
BH-A1A	1	LOCKERS	29346
BH-A2	2	LOCKER STORAGE CABINET (SINGLE)	29285
BH-A4	1	LOCKER MAIL DROP W/ STORAGE	29268
BH-A5	1	MOBILE WORK CART W/ TRASH	29244
BH-B2	1	MODULAR MAIL BOX	29249
BH-B3	1	MAIL UPPER CABINET	29269
BH-B4	1	MAIL FLIP-UP SHELF	29160
BH-B5	1	KEY CABINET	MMF
BH-B7	1	MOBILE MAIL STORAGE RACK	70-330-2344
BH-B8	1	MODULAR MAIL BOX	29344
BH-B13	1	PULL DOWN PASSPORT SCREEN - WHITE	80-230-0757
BH-C2	2	COPY VERTICAL SIDE CABINET UNIVERSAL	29247
BH-C3	1	COPY UPPER CABINET 105" WITH LIGHT	29273
BH-C4	1	MOBILE PRINT CART	29252
BH-C5	1	COMPUTER TIME RENTAL	29153
BH-C6	1	PEG BOARD, COPY AREA WALL 40"W X 24"H - INSTALL HORIZONTALLY 4.75" BELOW UPPER CABINET AND 6" FROM SIDE CABINET	29332
BH-D1	1	PRINT CONSULTATION DESK 68"	29242
BH-D2	1	PEG BOARD, PRINT CONSULTATION 40"H X 20"W - INSTALL VERTICALLY, TOP OF PEG BOARD AT 92" AFF	29329
BH-D3	2	PEG BOARD, PRINT WALL 36"H X 22"W - INSTALL VERTICALLY, TOP OF PEG BOARD AT 74" AFF	29333
BH-E2A	1	RETAIL WALL KIT 96"W X 84"H	29308
BH-E3	2	84" VERTICAL CABINET	29248
BH-E12	1	RETAIL SOFFIT 132"W X 60"H WITH LIGHT	29327
BH-E13	1	MOBILE RETAIL CART	29253
BH-F1A	2	POS COUNTER W/ DISPLAY FRONT 36"W X 32"D X 36"H	29257
BH-F1B	2	POS COUNTER W/ SOLID FRONT 36"W X 32"D X 36"H	29302
BH-F3	2	SCALE STAND 36"W X 32"D	29261
BH-F4	2	SCALE STAND 24"W X 32"D	29260
BH-F6	1	ADA PULL OUT SHELF	29275
BH-F8	1	PEG BOARD, POS WALL 24"H X 20"W - INSTALL VERTICALLY, TOP OF PEG BOARD AT 78" AFF	29331
BH-F9	1	SOFFIT KIT, UNIVERSAL, CUT TO FIT IN FIELD, WITH LIGHT	29337

FIXTURE SCHEDULE

FIXTURE TAG	COUNT	DESCRIPTION	PIN #
BH-F11	1	POS MODULAR WALL UNIVERSAL FASCIA KIT (24"H) - GC CUT TO FIT	29373
BH-H1	1	MOBILE EQUIPMENT TABLE 60"W X 36"D	29282
BH-H2	1	24"W X 48"L PLATFORM TRUCK - TO BE SOURCED LOCALLY BY FRANCHISEE	-
BH-H3	1	TOOL CABINET W/ FAX CUBBY & SHELF	29265
BH-H4	1	TOOL CABINET W/ DOOR	29264
BH-H5	2	HD MAIL CABINET (BOM)	29241
BH-H1	1	GATE POCKET 120"H X 26.5"W X 18"D, SCRIBE HEIGHT AND CUT DOWN GATE POCKET DOOR IN FIELD	29274
BH-I2	1	MODULAR WALL, POS 36"W X 18"D X 96"H, ASSEMBLED IN FIELD	29291
BH-I9	1	MODULAR WALL 24"W X 4"D X 96"H	29345
BH-I13	1	GATE POCKET DOOR 13.5"W X 0.75"D X 120"H	TBD
BH-J1	1	MOBILE PRINT TABLE - CUTTING MAT 106"W X 58"D X 36"H	29281
BH-J2	4	PRINT WORKSHOP CABINET W/ SHELVES 42"W X 21"D X 20.5"H	29187
BH-J3	1	MOBILE PACK TABLE - CARPET TOP 96"W X 48"D X 36"H	29280
BH-J4	1	FILING WORKSHOP CABINET 42"W X 22"D X 31"H	29101
BH-J5	1	TOOL WORKSHOP CABINET 42"W X 22"D X 31"H	29103
BH-J6	2	CORRUGATE WORKSHOP CABINET 42"W X 23"D X 31"H	29301
BH-J17	2	METAL CARTON RACK 24"W X 24"D X 96"H - STARTER	29317
BH-J18	6	METAL CARTON RACK 24"W X 24"D X 96"H - ADDER	29321
BH-J19	1	METAL STORAGE RACK 24"W X 24"D X 96"H	29235
BH-J20	2	METAL STORAGE RACK 48"W X 24"D X 96"H	29127
BH-J21	4	METAL STORAGE RACK 72"W X 24"D X 96"H	29129
BH-J22	4	METAL STORAGE RACK 96"W X 24"D X 96"H	29131
BH-J24	1	VERTICAL DIVIDER ADD-ON 96"W X 24"D (FOR METAL STORAGE RACK BH-J22)	29334
BH-J25	1	CORRUGATE STORAGE CART	29314
BH-J26	3	RETRACTABLE EXTENSION CORD REEL - REFER TO SHEET A6.0 FOR INSTALL INFORMATION	30-355-0345
BH-J27	1	PACKAGE STAGING DIVIDER KIT (SET OF 3)	29336
BH-J28	1	PRIVACY PANEL, PERFORATED 96"W X 24"H, IF INSTALLED ON 7' RACK THEN GC CUT TO FIT AND INSTALL CUT SIDE DOWN	29330
BH-J30	1	CONSOLIDATED RETURNS RACK - WALL MOUNT	29324
BH-J32	1	MANAGER'S DESK 60"W X 30"D (BOM)	29294
BH-J34	1	FILE CABINET	80-215-0538
BH-J35	1	PATCH PANEL CABINET 60"W X 24"H - PHONE BOARD AND DATA TO BE INSTALLED WITHIN CABINET	29218
BH-J37	1	BREAK BAR KIT	29278
BH-J38	1	PULL-OUT PRIVACY PANEL 24"W X 96"H	29328

0 FLOOR PLAN KEYED NOTES

- EXISTING DOOR TO REMAIN
- EXISTING STOREFRONT TO REMAIN
- METAL SECURITY GATE PROVIDED BY TUPSS APPROVED VENDOR
- ELECTRICAL PANEL
- DIMENSION NEEDS TO BE VERIFIED WITH MAIL BOX SPECIFICATIONS
- PATCH PANEL LOCATION
- MAILBOX MODULES PROVIDED BY TUPSS VENDOR
- FIBERGLASS REINFORCED PLASTIC PANELS (TO BE PROVIDED BY FIXTURE VENDOR AND INSTALLED BY GC)
- COPIER
- BINDER
- COMPUTER
- LAMINATOR
- FOCAL WALL DIGITAL MONITOR WITH WALL MOUNT. TOP OF MONITOR TO BE INSTALLED AT 78" AFF
- PRINT WALL DIGITAL MONITOR WITH WALL MOUNT. TOP OF MONITOR TO BE INSTALLED AT 78" AFF
- DIGITAL MONITOR WITH CEILING MOUNT. BOTTOM OF MONITOR TO BE INSTALLED AT 80" AFF
- GATE POCKET DOOR PROVIDED BY FIXTURE VENDOR AND INSTALLED BY GC. REFER TO DETAIL 3/A1.1
- AUTOMATIC DOOR TO BE INSTALLED PER MANUF STANDARDS
- WOOD GRAPHIC WITH 2" X 1/2" FLAT WOOD TRIM FINISHED TO MATCH GRAPHIC. OVERLAP WOOD TRIM BY 1" ON EACH SIDE TO SECURE GRAPHIC FROM PEELING. REFER TO PLAN FOR WIDTH.
- INFLATABLE AIR CUSHIONING MACHINE
- PRE-FAB FASCIA SOFFIT STRUCTURE ABOVE. REFER TO FIXTURE INSTALL MANUAL FOR INSTALL INFORMATION
- FIRST SHELF TO BE INSTALLED AT 72" AFF
- CONVENTIONAL POCKET FOR POWER ROLLDOWN GATE. REFER TO DETAIL 2/A1.1

DESIGN AND CONSTRUCTION
6060 Cornerstone Court West
San Diego, CA 92121
858-455-8800 Tel.
www.theupsstore.com

THE UPS STORE, INC.

SQFT: 2413

SCALE: NOTED

AREA NUMBER: WA125

DESIGNED BY: JIJ

CENTER ADDRESS: 4227 S MERIDIAN STE C
Puyallup, WA 98373

THE UPS STORE CENTER: 0352

PROJECT TYPE: BLUE HORIZON RELOCATION

FRANCHISEE: REETZ, DOUG

DATE: 10/8/2021

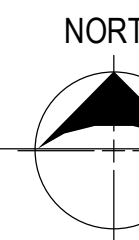
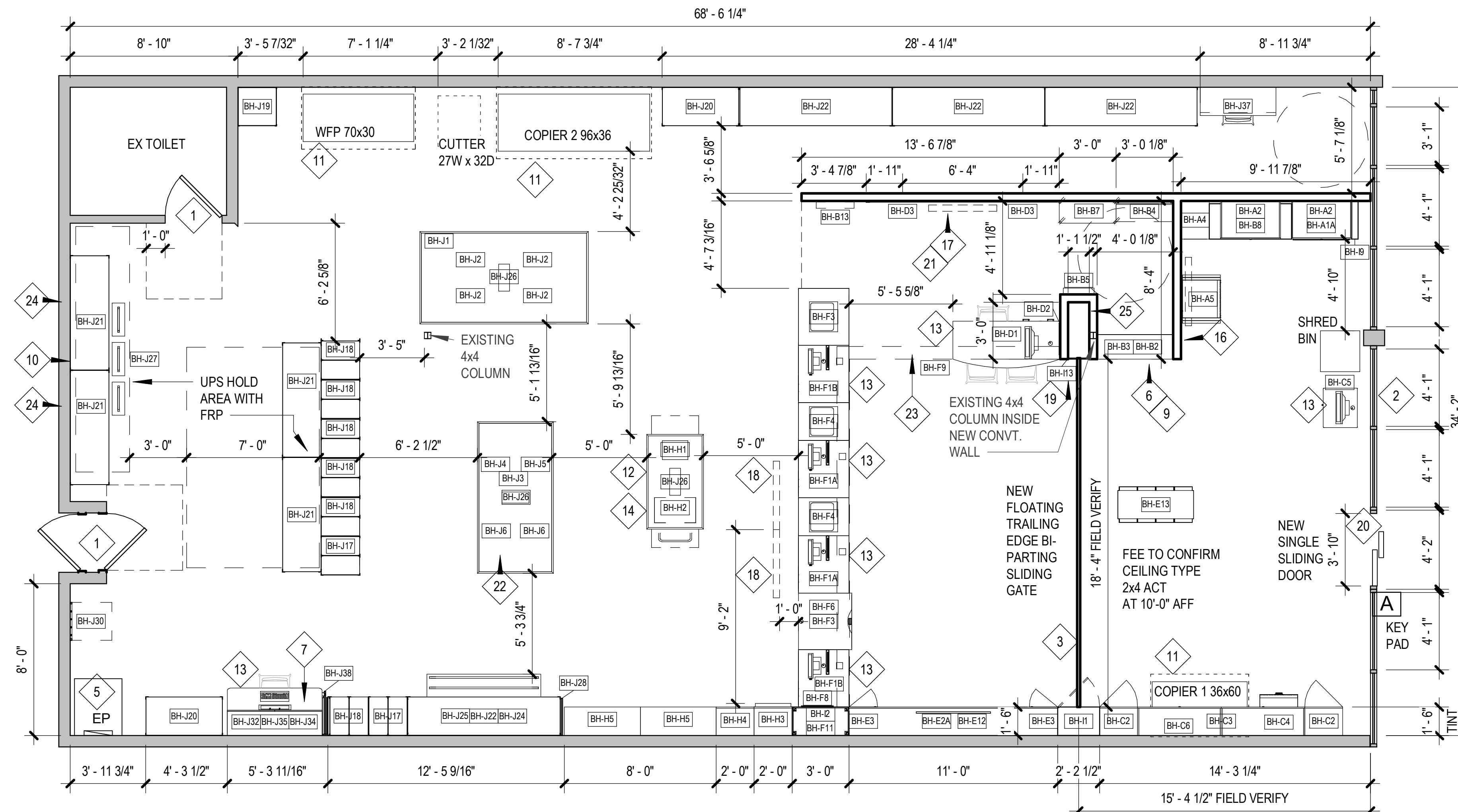
DRAWING NO:

A1.0

City of Puyallup
Development & Permitting Services
ISSUED PERMIT

Building	Planning
Engineering	Public Works
Fire	Traffic

2 FIXTURE PLAN
1/8" = 1'-0"



City of Puyallup
Development & Permitting Services
ISSUED PERMIT

Building	Planning
Engineering	Public Works
Fire	Traffic

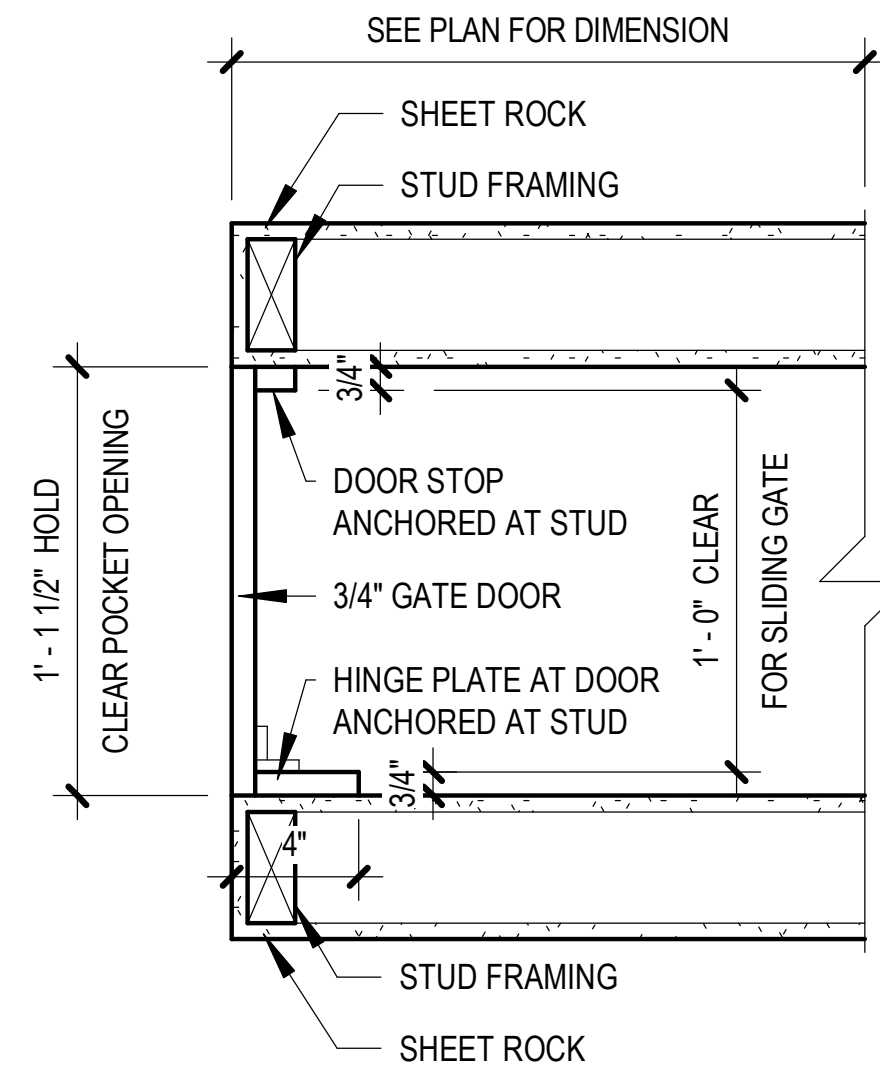
GATE POCKET DOOR AND JAM MOUNTING HARDWARE PROVIDED BY TUPSS FIXTURE SUPPLIERS

DOOR IS BUILT TO EXACT DIMENSIONS OF 13 1/2" WIDE X 10'-0" TALL

GATE POCKET DOOR IS UNIVERSAL TO HANG LEFT OR RIGHT SWING

GATE POCKET OPENING MUST BE PLUMB AND EXACT IN FINISH SIZE IN ORDER TO INSTALL PRE-FAB GATE POCKET DOOR / HARDWARE

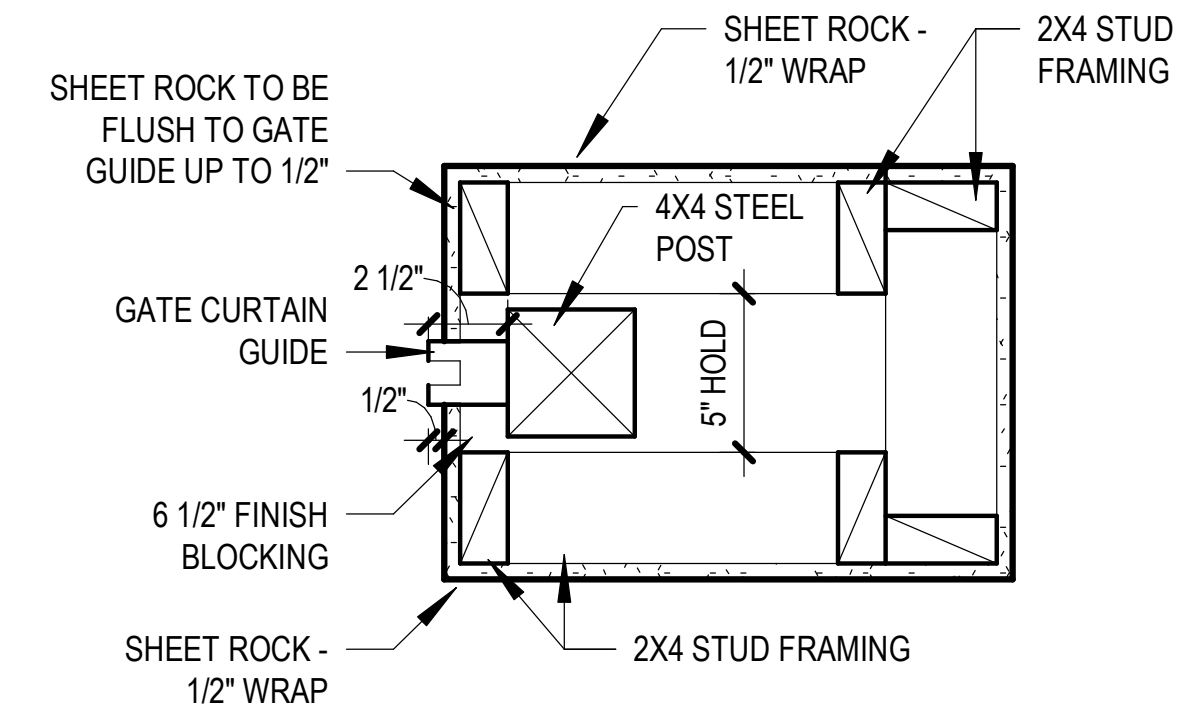
FIXTURE SUPPLIER WILL PROVIDE INSTALL INSTRUCTIONS WITH GATE POCKET DOOR FIXTURE



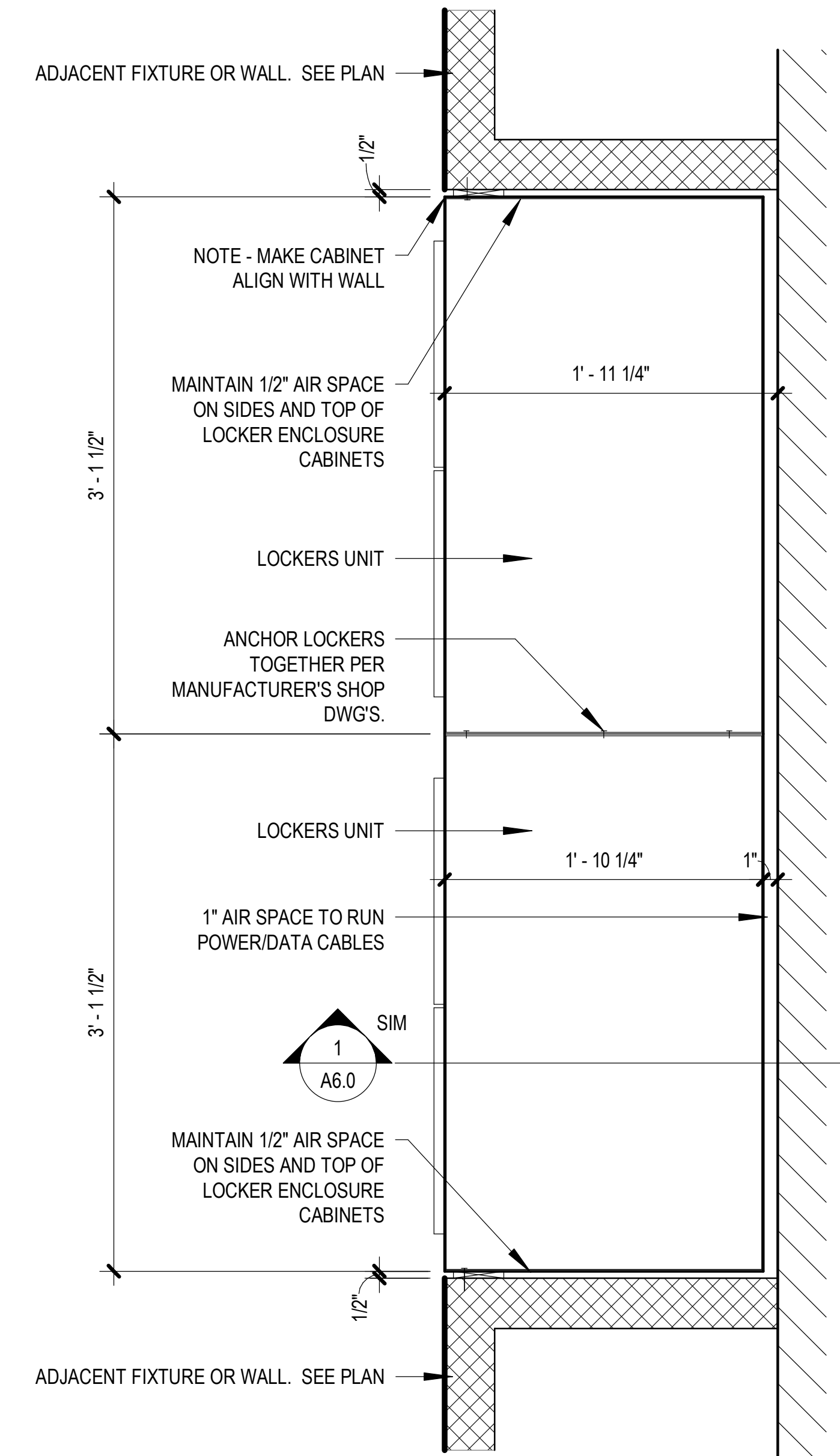
3 PLAN SECTION THROUGH CONV. GATE POCKET FOR SLIDING GATES
 1" = 1'-0"

SEE MFR (GATE) SHOP DRAWING FOR ADDITIONAL DETAILS TO GATE UTILIZING FLUSH FRONT POCKET DESIGN

ALL DIMENSIONS TO BE VERIFIED ON SITE



2 PLAN SECTION THROUGH CONV. GATE POCKET FOR POWER GATES
 1" = 1'-0"



1 PLAN SECTION THROUGH LOCKERS (MODULAR PANELS)
 3/4" = 1'-0"

DESIGN AND CONSTRUCTION
 6060 Cornerstone Court West
 San Diego, CA 92121
 858-455-8800 Tel.
 www.theupsstore.com

THE UPS STORE, INC.

SQFT: 2413

AREA NUMBER: WA125

THE UPS STORE CENTER: 0352

DESIGNED BY: Refer to Project Information

PROJECT TYPE: BLUE HORIZON RELOCATION

SCALE: NOTED

FRANCHISEE: REETZ, DOUG

CENTER ADDRESS: 4227 S MERIDIAN STE C
 Puyallup, WA 98373

DATE: 10/8/2021

DRAWING NO:
A1.1

MODULAR FIXTURE SCHEDULE

FIXTURE TAG	COUNT	DESCRIPTION	PIN #	3C #
BH-K1	10	FASCIA PANEL 54"W X 24"H	29267	177
BH-K5	13	FASCIA CORNER POST 60"H	70-315-0257	203
BH-K6	10	FASCIA U-CHANNEL 96"W	85-315-0244	200
BH-K7	4	FASCIA H COUPLER 60"H	85-315-0245	201
BH-K9	9	FASCIA OUTSIDE CORNER 60"H	85-315-0247	258
BH-K10	5	TOP CAP 96"W X 6"D X 0.75"H	29352	259

MODULAR FIXTURE PLAN GENERAL NOTES

- MODULAR WALL FASCIA COMPONENTS PROVIDED BY VENDOR AND INSTALLED BY GC. BECAUSE THE FASCIA PANELS (BH-K1, BH-K2), U-CHANNELS (BH-K6), AND TOP CAPS (BH-K10) ARE TO BE CUT TO FIT, QUANTITIES ON FIXTURE PLAN MAY BE HIGHER THAN FIXTURE SCHEDULE. REFER TO MODULAR FIXTURE SCHEDULE FOR TOTAL QUANTITIES PROVIDED. (1) EXTRA BH-K1 / BH-K2, BH-K6, AND BH-K10 TO BE INCLUDED ON ALL ORDERS.
- CUTS AND REMAINING PARTS OF FASCIA PANEL AND COMPONENTS TO BE REUSED AND INSTALLED AS NEEDED.
- REFER TO FIXTURE INSTALLATION MANUAL FOR SPECIFIC INSTALL INSTRUCTIONS FOR EACH AREA NEEDED.
- FASCIA SYSTEM IS NOT APPLIED OVER MODULAR GATE POCKET FIXTURES.

City of Puyallup
Development & Permitting Services
ISSUED PERMIT

Building	Planning
Engineering	Public Works
Fire	Traffic

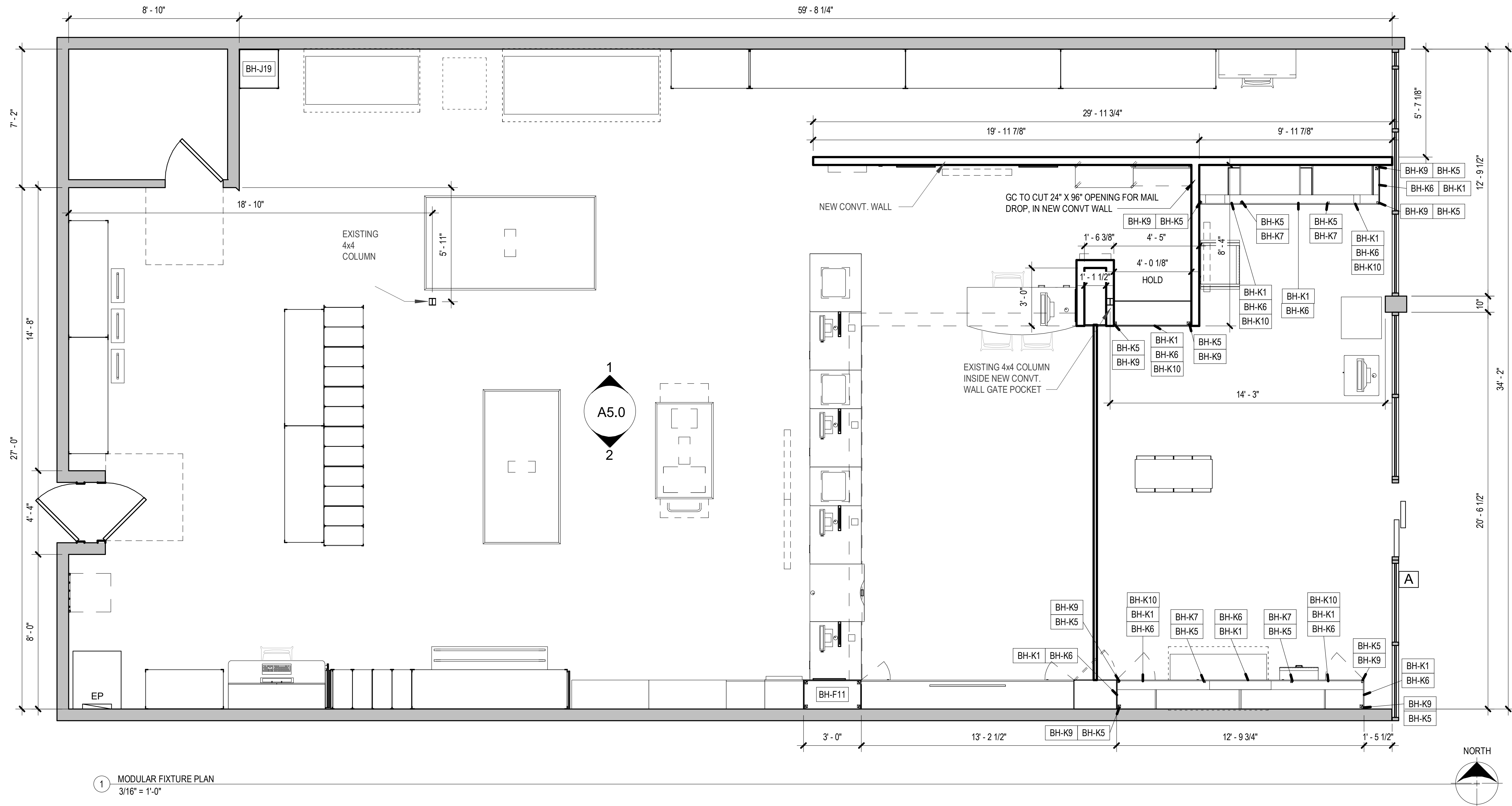
DESIGN AND CONSTRUCTION
6060 Cornerstone Court West
San Diego, CA 92121
858-455-8800 Tel.
www.theupsstore.com

THE UPS STORE, INC.

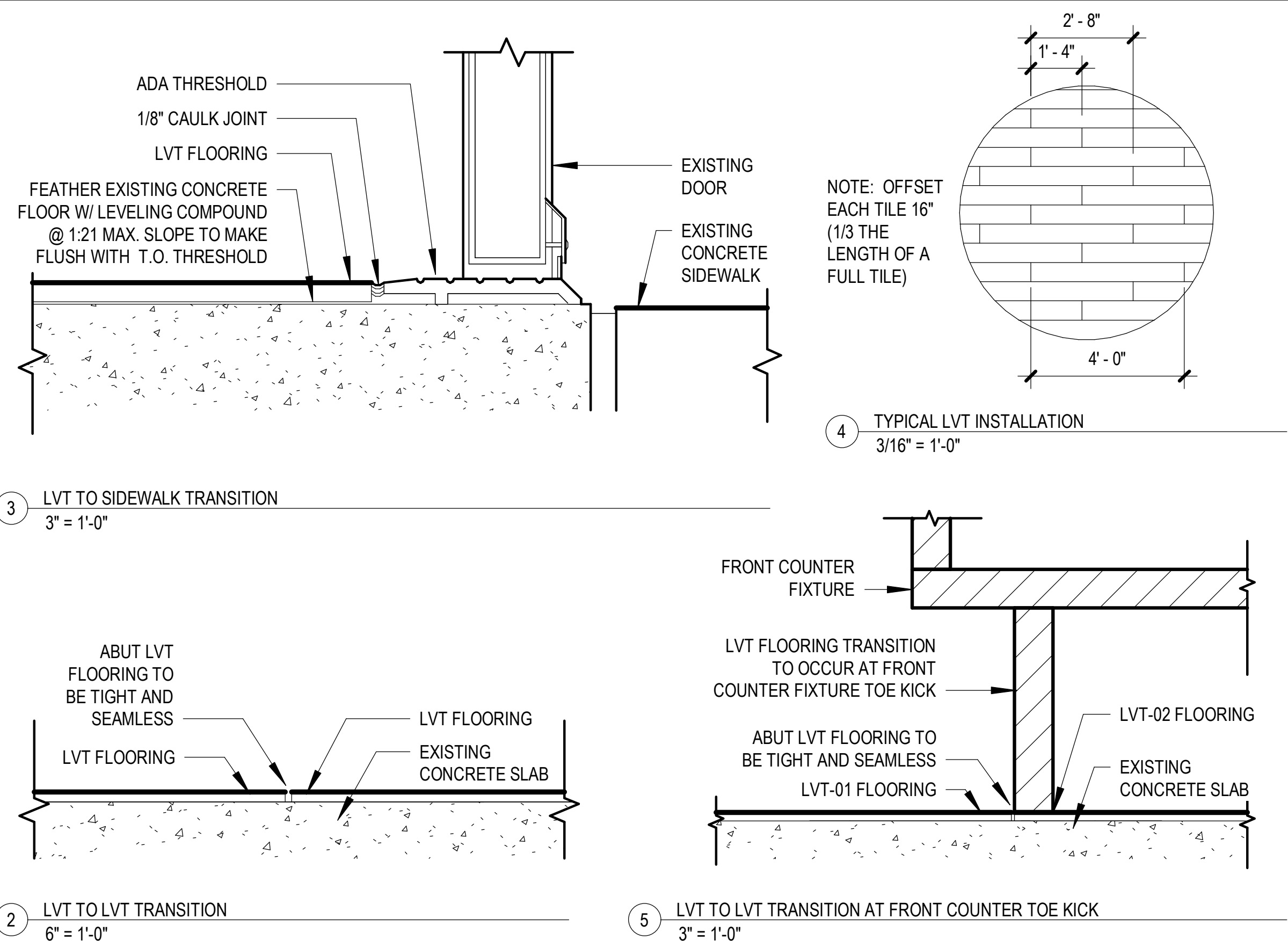
AREA NUMBER: WA125
SQFT: 2413
DESIGNED BY: Refer to Project Information
SCALE: NOTED
CENTER ADDRESS: 4227 S MERIDIAN STE C
Puyallup, WA 98373

THE UPS STORE CENTER: 0352
PROJECT TYPE: BLUE HORIZON RELOCATION
FRANCHISEE: REETZ, DOUG
DATE: 10/8/2021

DRAWING NO:
A1.3



1 MODULAR FIXTURE PLAN
3/16" = 1'-0"



[FIN-00] MATERIAL LEGEND		
KEY	PRODUCT	COMMENTS
FRP-01	ITEM: FRP WHITE PANEL	TO BE PROVIDED BY FIXTURE VENDOR AND INSTALLED BY GC
LVT-01	MANUFACTURER: MOHAWK ITEM: LUXURY VINYL TILE PRODUCT: C0016-MORIKATO COLOR: KURI CHESTNUT 122 SIZE: 7" X 48" 37.33 SF/CTN	SLIP RESISTANCE: >0.65 STATIC LOAD: 1500 PSI RESISTANCE TO HEAT: PASSES RESISTANCE TO LIGHT: PASSES RESISTANCE TO CHEMICALS: PASSES NBS SMOKE: <450
LVT-02	MANUFACTURER: MOHAWK ITEM: LUXURY VINYL TILE PRODUCT: C0101-MATUTO PLUS COLOR: SONIC SILVER 927 SIZE: 12" X 24" 36 SF/CTN	SLIP RESISTANCE: >0.65 STATIC LOAD: 1500 PSI RESISTANCE TO HEAT: PASSES RESISTANCE TO LIGHT: PASSES RESISTANCE TO CHEMICALS: PASSES NBS SMOKE: <450
PT-01	ITEM: PAINT MANUFACTURER: SHERWIN WILLIAMS PRODUCT: SW CUSTOM COLOR COLOR: (LAMINATE SURF) SHEEN: EGGSHELL	REFER TO PAINT CODES
PT-02	ITEM: PAINT MANUFACTURER: SHERWIN WILLIAMS PRODUCT: SW 6788 COLOR: CAPRI SHEEN: EGGSHELL	PAINT TO BE APPLIED ONLY TO WALL BEHIND PRINT ALCOVE. DOES NOT GET APPLIED TO ANY FIXTURES. REFER TO PAINT CODES
PT-03	ITEM: PAINT MANUFACTURER: SHERWIN WILLIAMS PRODUCT: SW CUSTOM COLOR COLOR: (WARM GRAY) SHEEN: EGGSHELL	EXACT COLOR MATCH: ITEM: PANTONE COLOR PMS: WARM GRAY 3C REFER TO PAINT CODES
PT-04	ITEM: PRIMER MULTIPLE OPTIONS: ZINSSER BULLS EYE 1-2-3 PRIMER ZINSSER GARDOZ PRIMER SHERWIN WILLIAMS DP-D17W00151 SHERWIN WILLIAMS DP-K46W00151	PRIMER TO BE APPLIED ON CONVENTIONAL WALL RECEIVING PRINT SHOP GRAPHIC AND/OR FOCAL WALL GRAPHIC AS SHOWN. NO OTHER PAINT TO BE APPLIED AFTER. MUST BE PAINTED MINIMUM 72HRS BEFORE GRAPHICS INSTALLATION.
PT-05	ITEM: PAINT MANUFACTURER: SHERWIN WILLIAMS PRODUCT: SW CUSTOM COLOR COLOR: (GRAPHIC CHARCOAL) SHEEN: SEMI GLOSS	PAINT TO BE APPLIED TO ALL INTERIOR DOORS AS SPECIFIED. REFER TO PAINT CODES.
WB-01	ITEM: VINYL WALL BASE MANUFACTURER: ROPPE PRODUCT: 4" COVE COLOR: 123 CHARCOAL	BASE TO BE INSTALLED THROUGHOUT SPACE ON CONVENTIONAL WALLS AND ALONG THE FOCAL WALL IF APPLICABLE. REFER TO DESIGN. WB-01 WALL BASE NOT INSTALLED BEHIND FIXTURES, WALLS WITH RACKING WILL RECEIVE BASE.

FINISH PLAN GENERAL NOTES	
1	LEVEL 5 FINISH PREPARATION REQUIRED FOR GRAPHICS INSTALLATION ON CONVENTIONAL WALL RECEIVING PRINT SHOP GRAPHIC AND/OR FOCAL WALL GRAPHIC.
2	WB-01 WALL BASE TO BE INSTALLED AFTER FIXTURE INSTALLATION. WB-01 WALL BASE TO BE INSTALLED THROUGHOUT SPACE ON CONVENTIONAL WALLS AND ALONG THE FOCAL WALL IF APPLICABLE. REFER TO DESIGN. WB-01 WALL BASE NOT INSTALLED BEHIND FIXTURES, WALLS WITH RACKING WILL RECEIVE BASE.
3	FRP-1 TO 8'-0" AFF. WIDTH PER PLAN.
4	GENERAL CONTRACTOR TO VERIFY FRONT SERVICE COUNTER LAYOUT AND ON SITE FIELD MEASUREMENTS PRIOR TO INSTALLING FLOORING TO ENSURE CORRECT LOCATION OF FLOORING TRANSITIONS. FLOORING TRANSITION TO FOLLOW THE FRONT TOE KICK OR THE SIDE PANEL OF THE FIXTURE. REFER TO DRAWING.
5	GENERAL CONTRACTOR TO REFER TO FIXTURE INSTALLATION MANUAL AND SPECIFIC FLOORING VENDOR INSTALLATION AND FLOOR PREPARATION REQUIREMENTS.

FINISH PLAN KEYED NOTES	
1	AUTOMATIC (EMERGENCY BREAKOUT) SLIDING DOOR SYSTEM W/ 1" UNSUL. TEMP. GLASS (INCLUDING ALUM. FRAME) BY STANLEY. COLOR TO MATCH EXISTING STOREFRONT. LOCATE DOOR SYSTEM ON EXTERIOR SIDE OF EXISTING ALUMINUM STOREFRONT SYSTEM. SURFACE MOUNT DIGITAL ACCESS CONTROL KEYPAD BY CLOUDKEYZ.
2	LVT TRANSITION TO OCCUR ALONG THE TOE KICK IN THE FRONT COUNTER FIXTURE RUN. REFER TO DETAIL 5/A2.0
3	EXISTING CONCRETE FLOOR TO BE CLEANED AND PREPARED FOR NEW FINISH.
4	LVT-02 INSTALLATION START POINT. VERIFY IN FIELD.
5	FLOOR TRANSITION. REFER TO DETAIL 2/A2.0
6	FLOOR TRANSITION. REFER TO DETAIL 3/A2.0
7	EXISTING RESTROOM TO REMAIN.
8	LVT-01 FLOORING TO BE INSTALLED PER DETAIL 4/A2.0.
9	DOOR TO BE PAINTED PT-05 SHERWIN WILLIAMS GRAPHIC CHARCOAL

SHERWIN WILLIAMS PAINT CODES			
PT-01_LAMINATE SURF_1 QT	PT-02_CAPRI_1 QT	PT-03_WARM GRAY_1 QT	PT-05_GRAPHIC CHARCOAL_1 GAL
CCE COLORANT OZ 32 64 128	CCE COLORANT OZ 32 64 128	CCE COLORANT OZ 32 64 128	CCE COLORANT 2 32 64 128
G2 - NEW GREEN - - 1 1	W1 - WHITE - 35 1 -	B1 - BLACK - 5 1 -	W1 - WHITE 2 60 - -
N1 - RAW UMBER - 5 1 -	G2 - NEW GREEN - 9 - 1	R2 - MAROON - 1 - -	B1 - BLACK 6 - 1 1
R4 - NEW RED - 1 1 -	L1 - BLUE - 46 1 1	Y3 - DEEP GOLD - 3 1 -	N1 - RAW UMBER - 19 - 1
	N1 - RAW UMBER - 4 1 -		R2 - MAROON - 3 - 1
PROMAR 400 EXTRA WHITE BASE	PROMAR 400 DEEP BASE	PROMAR 400 EXTRA WHITE BASE	PRO INDUSTRIAL B53-1150/2150 SERIES SEMI GLOSS BASE

HOME DEPOT / BEHR PAINT CODES			
PT-01_LAMINATE SURF_1 QT 066021891212	PT-02_CAPRI_1 QT 066021891210	PT-03_WARM GRAY_1 QT 066021891213	PT-05_GRAPHIC CHARCOAL_1 GAL SKU #329197
CLRNT BL CL LL	CLRNT DL EL KXL TL	CLRNT BL CL FL	CLRNT BL KXL LL
OZ 0 0 0	OZ 0 0 2 0	OZ 0 0 0	OZ 3 2 3
384TH 5.5 12.5 126.5	384TH 120 276 160 13	384TH 95 74.5 17.5	384TH 220 330 220
BASE 2750	BASE 2753	BASE 2750	BASE 3930 DEEP

DESIGN AND CONSTRUCTION
6060 Cornerstone Court West
San Diego, CA 92121
858-455-8800 Tel.
www.theupsstore.com

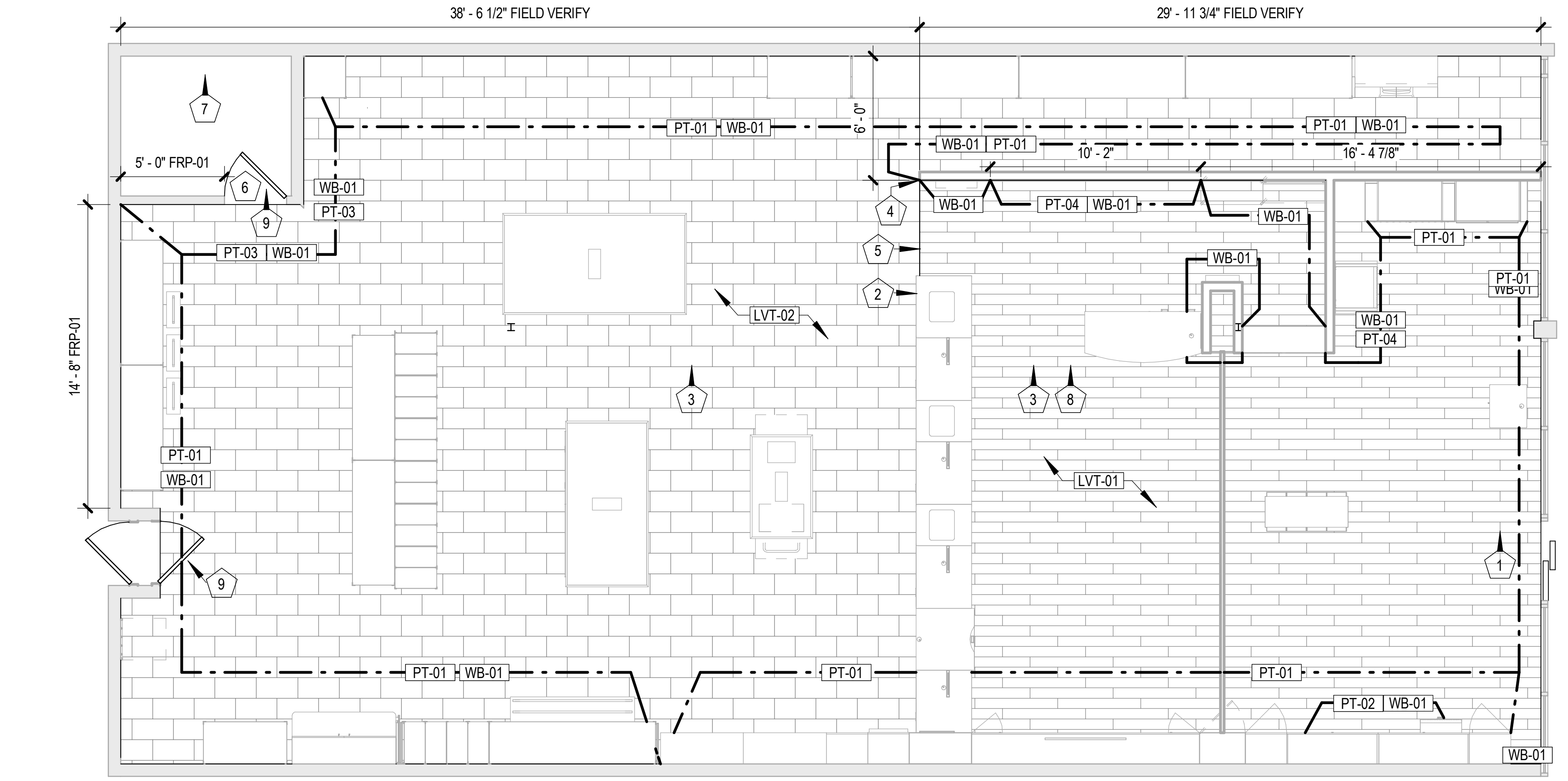
THE UPS STORE, INC.

AREA NUMBER: WA125
SQFT: 2413
SCALE: NOTED

DESIGNED BY: Refer to Project Information
CENTER ADDRESS: 4227 S MERIDIAN STE C
Puyallup, WA 98373

THE UPS STORE CENTER: 0352
PROJECT TYPE: BLUE HORIZON RELOCATION
FRANCHISEE: REETZ, DOUG
DATE: 10/8/2021

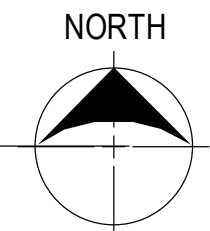
DRAWING NO:
A2.0



City of Puyallup
Development & Permitting Services
ISSUED PERMIT

Building	Planning
Engineering	Public Works
Fire	Traffic

1 FINISH PLAN
1/8" = 1'-0"



BH-LX LIGHTING FIXTURE SCHEDULE									
LIGHT TAG	COUNT	DESCRIPTION	PART NUMBER	MOUNTING	LAMP	LAMP QTY	WATTS	REMARKS	VOLTAGE
BH-L2	26	WAREHOUSE SHADE PENDANT LIGHT WITH 12" STEM, GALVANIZED METAL FINISH, NOMINAL 4000LM OUTPUT.	SATCO #S22252	SUSPENDED	PAR 38, FLOOD, HIGH LUMEN 4000K, LED/COOL WHITE JA8-2019-E DIMMABLE 1-10 RATING CA TITLE 24	9	33W	INSTALL MIN. 3'-0" FROM WALL, FIXTURES, OR RACKING, 6'-0" ON CENTER. LIGHTS TO BE IN ALIGNMENT, CENTERED ON CEILING TILE WHEN APPLICABLE. GC TO CUT STEMS AS NEEDED, BOTTOM OF LIGHTS TO BE INSTALLED AT 8'-6" TO 9'-0" AFF MIN.	120V
BH-L3	2	STEM SUSPENDED, NOM. 4' LONG DIFFUSE WRAP AROUND LENSED LINEAR LED TROFFER WITH WHITE HOUSING FINISH AND INTEGRAL LED DRIVER, MOUNT IN CONTINUOUS END TO END ROW PER PLANS	LITHONIA LIGHTING: ZL1D-L48-5000-FST-MV OLT-35K-80CRI-WH	SUSPENDED	INTEGRAL 3500K LED	3 @ 4'-0" LONG EACH	42W	MOUNTING HEIGHT AFF TO BE COORDINATED BY ARCHITECT AND CONTRACTOR WITH LIGHTING DESIGNER. CENTER IN MAIL AREA	120V
BH-L7	1	RECESSED 8" APERTURE LED ADJUSTABLE ACCENT LIGHT	-	CEILING	-	-	-	CENTER ON RETAIL SOFFIT	-
BH-L8	2	WALL MOUNTED 12" DIAMETER, GALVANIZED SHADE WITH B-1 ARM OPTION	HILITE MANUF: H-15112-96/B-1/96/LED-LED-LED	WALL	LED	-	32W	BOTTOM OF WALL SCONCE LIGHT AT 78" AFF.	100W
BH-L11	19	RECESSED NOMINAL 2'X2' APERTURE INTEGRAL LED ALUMINUM FRAME WITH WHITE PAINTED TRIM AND INTEGRAL LED DRIVER.	LITELINE FORUM PANEL: LEDP-22-WH	RECESSED	INTEGRAL 3500K LED	8	20W	INSTALL MIN. 4'-0" FROM WALL, FIXTURES, OR RACKING, 6'-0" ON CENTER	120V

RCP GENERAL NOTES

- GC TO FIELD VERIFY LOCATIONS OF EXISTING DUCTS, SPRINKLERS, PIPING, CONDUITS, ETC AND NOTIFY PROJECT MANAGER OF INTERFERENCES WITH LIGHTING LAYOUT, SOFFIT LAYOUT, OR GATE HEADER PRIOR TO INSTALLATION.
- GC TO REMOVE ALL EXISTING LIGHT FIXTURES (UNO).
- 24 HR. DEDICATED LIGHT FIXTURES TO BE SWITCHED OFF AT SUB-PANEL.
- GC TO USE NOTED DIMENSIONS AS SHOWN ON PLAN AS GUIDE IN APPLYING PROPOSED LIGHTING PLAN. ON SITE CONDITIONS MAY AFFECT FINAL INSTALL OF LIGHTS, GC TO ACCOMMODATE AS NEEDED. GC TO ADOPT ALL FEDERAL, STATE, OR LOCAL CODE REQUIREMENTS TO FINAL LIGHTING PLAN AND INSTALL.
- GC TO REFER TO FIXTURE INSTALL MANUAL FOR ALL LIGHTING SPECS AND CUT SHEETS INCLUDING PRE-FAB FASCIA SOFFIT STRUCTURE AND LIGHT CHANNEL INSTRUCTIONS.

SWITCHING TO BE ON 'OCCUPANCY SENSORS'

RCP KEYED NOTES

- EXISTING FLEXIBLE DUCTWORK, GRILLES, DIFFUSERS, CONDUIT, PLUMBING, STRUCTURE, SPRINKLERS, AND FOIL FACED INSULATION ABOVE TO BE REWORKED AS NEEDED TO ACCOMMODATE NEW SOFFIT PANEL SYSTEM AND LIGHTING PACKAGE. ALL CEILING WORK TO BE COORDINATED WITH THE CONSTRUCTION COORDINATOR, PRICING TO BE INCLUDED AT TIME OF BID. NOTIFY CONSTRUCTION COORDINATOR OF ANY RIGID DUCTWORK OR OTHER EXISTING INTERFERENCES UNABLE TO RELOCATE.
- NEW ACT SUSPENSION CEILING SYSTEM, 2'X2 OR 2'X4 WHITE ARMSTRONG CEILING SOLUTIONS DUNE. INSTALL PER MANUFACTURERS REQUIREMENTS. NOTIFY CONSTRUCTION COORDINATOR OF ANY NOTICEABLE BOWING OR ISSUES WITH EXISTING CEILING GRID. GRID TO BE REPAIRED OR REPLACED AS NEEDED.
- EXISTING/ NEW EXIT SIGNS TO REMAIN. SEE ELECTRICAL OUTLET AND DEVICE PLAN.
- PRE-FAB FASCIA SOFFIT STRUCTURE AND LIGHTING PROVIDED BY VENDOR AND INSTALLED BY GC.
- DIGITAL MONITOR SUSPENDED FROM CEILING. BLOCKING ABOVE CEILING AS REQUIRED.
- EXISTING LIGHTING AND EXHAUST FAN TO REMAIN IN RESTROOM.
- PROVIDE ELECTRIC FOR NEW EXTERIOR SIGNAGE AT 15'-10" AFF (MIDDLE OF SIGN) ON EXTERIOR WALL. REFER TO ELECTRICAL PLAN. VERIFY ALL EXTERIOR SIGN REQUIREMENTS WITH SIGNAGE CRITERIA VENDOR PRIOR TO INSTALL.
- COORDINATE WITH GATE VENDOR TO SPECIFY SPACE NEEDED FOR SLIDING GATE PASSAGE. GATE HEADER TO BE BUILT BY GENERAL CONTRACTOR PER MANF. REQUIREMENTS AND TO MEET ALL APPLICABLE BUILDING CODES AND REGULATIONS.
- JBOX FOR FRONT COUNTER SOFFIT, CEILING MOUNTED DIGITAL MONITORS, ELECTRICAL PULL DOWN REELS ABOVE CEILING AND SUSPENDED FROM STRUCTURE ABOVE. ADJUST PER LOCAL CODE AS REQUIRED.

DESIGN AND CONSTRUCTION
6060 Cornerstone Court West
San Diego, CA 92121
858-455-8800 Tel.
www.theupsstore.com

THE UPS STORE, INC.

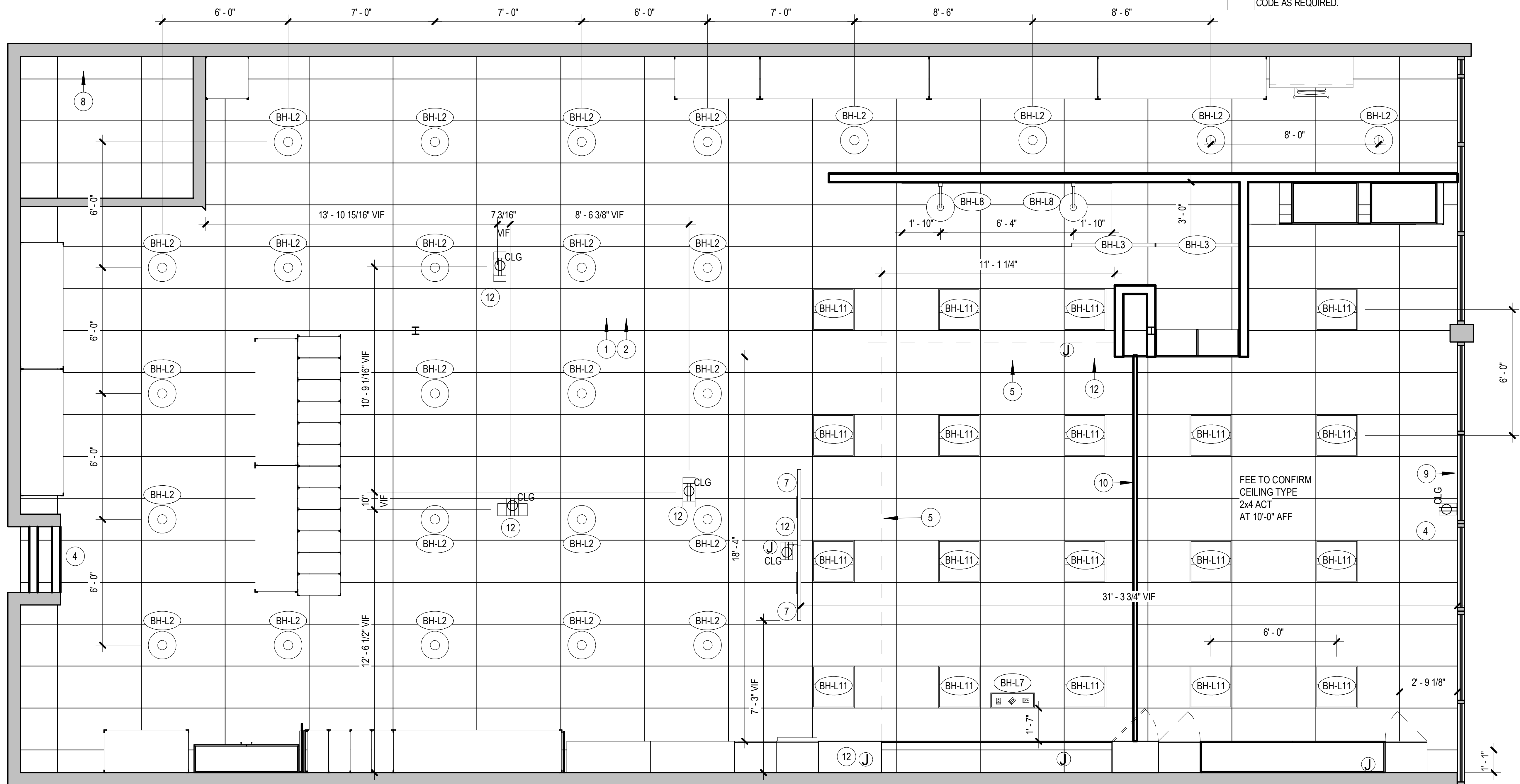
AREA NUMBER: WA125
SQFT: 2413
SCALE: NOTED

DESIGNED BY: Refer to Project Information

CENTER ADDRESS: 4227 S MERIDIAN STE C
Puyallup, WA 98373

THE UPS STORE CENTER: 0352
PROJECT TYPE: BLUE HORIZON RELOCATION
FRANCHISEE: REETZ, DOUG
DATE: 10/8/2021

DRAWING NO:
A3.0



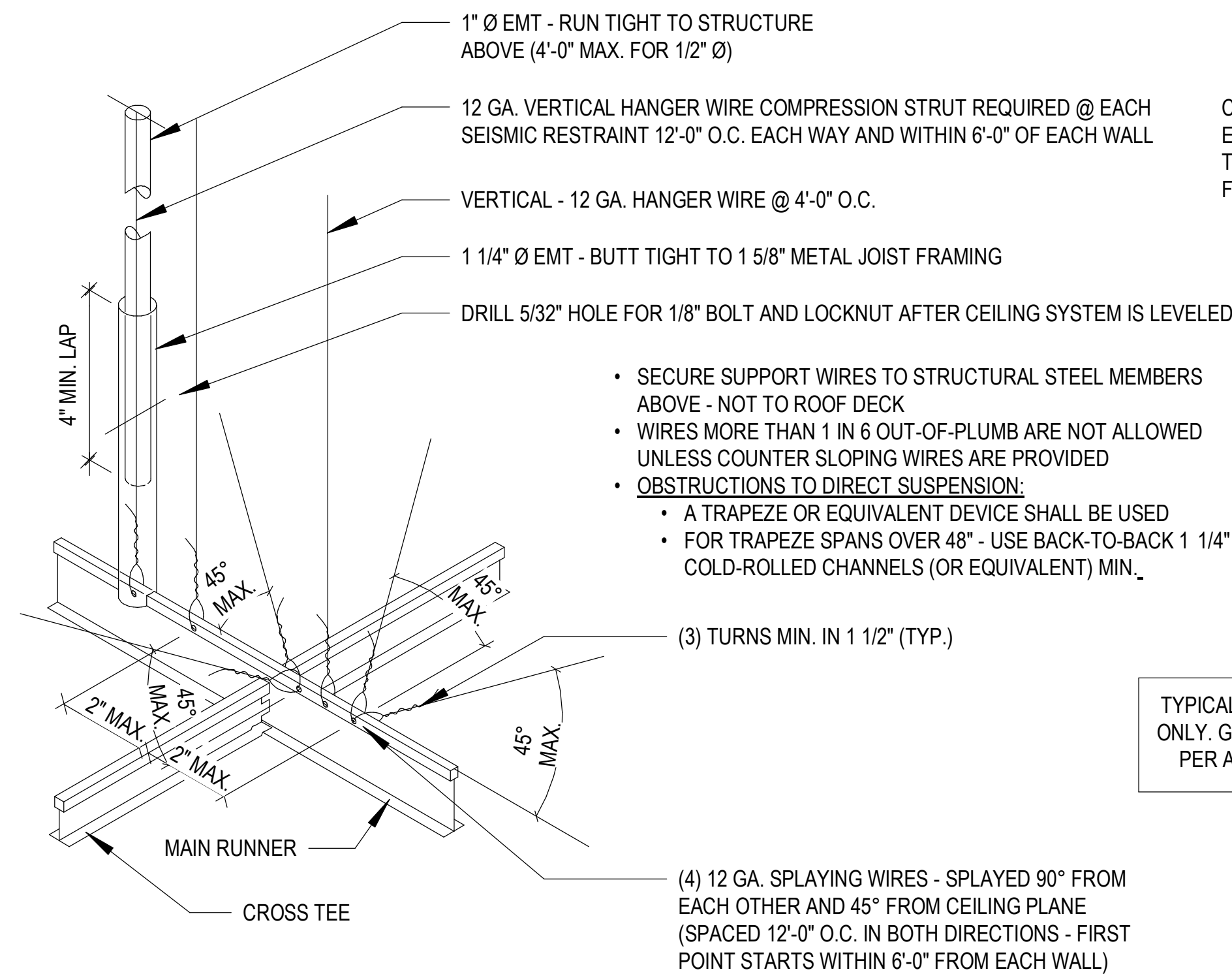
City of Puyallup
Development & Permitting Services
ISSUED PERMIT

Building	Planning
Engineering	Public Works
Fire	Traffic

1 REFLECTED CEILING PLAN
3/16" = 1'-0"

NORTH

PRCTI20220017

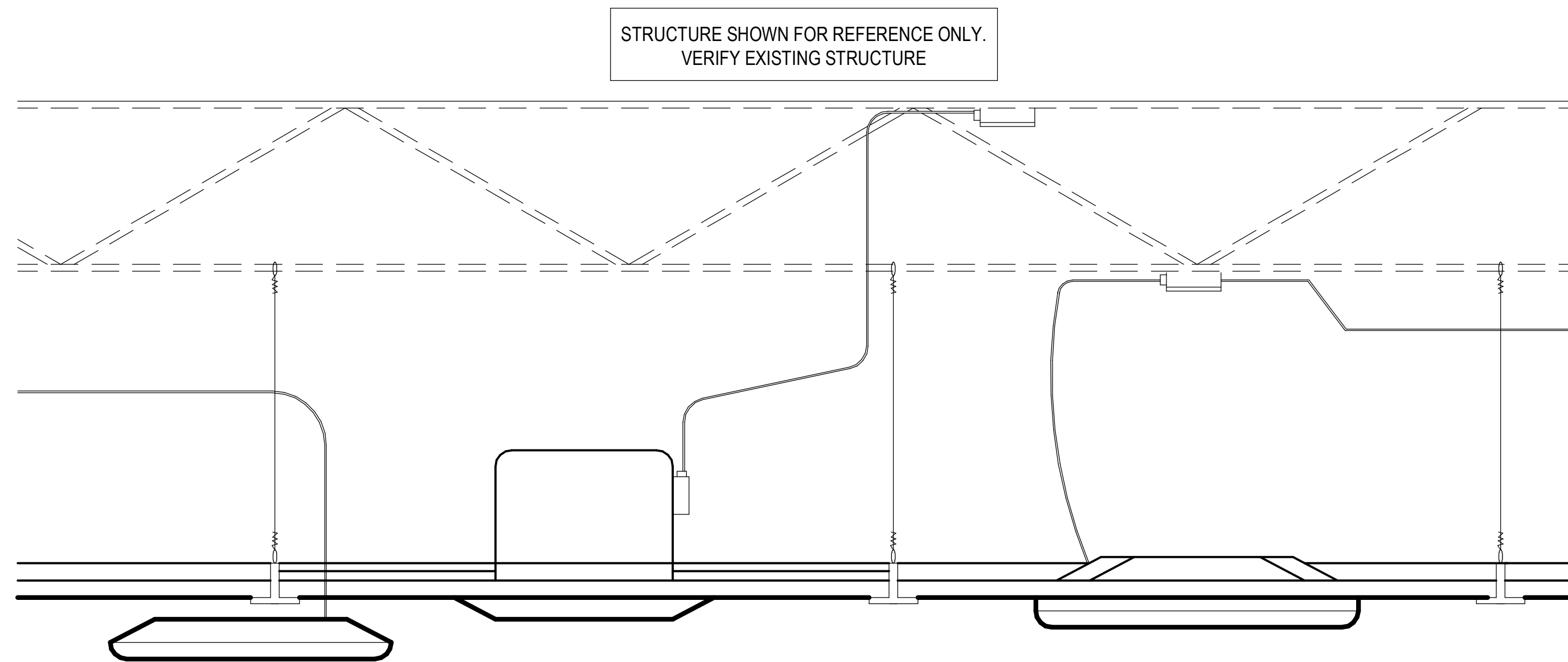


COMPRESSION STRUTS SHOULD EXTEND FROM THE T-BAR GRID TO THE STRUCTURE ABOVE AND BE FASTENED AT BOTH ENDS

- SECURE SUPPORT WIRES TO STRUCTURAL STEEL MEMBERS ABOVE - NOT TO ROOF DECK
- WIRES MORE THAN 1 IN 6 OUT-OF-PLUMB ARE NOT ALLOWED UNLESS COUNTER SLOPING WIRES ARE PROVIDED
- OBSTRUCTIONS TO DIRECT SUSPENSION:
 - A TRAPEZE OR EQUIVALENT DEVICE SHALL BE USED
 - FOR TRAPEZE SPANS OVER 48" - USE BACK-TO-BACK 1 1/4" COLD-ROLLED CHANNELS (OR EQUIVALENT) MIN.

TYPICAL INSTALLATION SHOWN FOR REFERENCE ONLY. GC RESPONSIBLE TO INSTALL NEW CEILING PER ALL LOCAL CODES AND REQUIREMENTS.

1 ACOUSTICAL SUSPENSION DIAGRAM
1/8" = 1'-0"



- ALL LIGHT FIXTURES & AIR DIFFUSERS SHALL BE POSITIVELY ATTACHED TO THE SUSPENDED CEILING SYSTEM MAIN RUNNERS. THE ATTACHMENT DEVICE SHALL HAVE A CAPACITY OF 100% OF THE FIXTURE WEIGHT.
- 12 GA. HANGER WIRES SHALL BE ATTACHED TO THE GIRDER MEMBERS WITHIN 3" OF EACH CORNER OF ALL FIXTURES. TANDEM FIXTURES MAY UTILIZE COMMON WIRES.
- FIXTURE DIFFUSERS WEIGHING 20 LBS BUT NOT MORE THAN 56 LBS IN ADDITION TO THE ABOVE REQ'S SHALL HAVE (2) 12 GA. HANGER WIRES CONNECTED FROM THE HOUSING TO THE STRUCTURE ABOVE. THESE WIRES MAY BE SLACK.
- FIXTURES & DIFFUSERS WEIGHING MORE THAN 56 LBS SHALL BE SUPPORTED DIRECTLY FROM THE STRUCTURE BY APPROVED HANGERS.
- CEILING AREAS EXCEEDING 2500 SQ. FT. MUST HAVE A SEISMIC SEPARATION JOINT OR FULL HEIGHT PARTITION TO BREAK THE CEILING INTO AREAS NOT EXCEEDING 2500 SQ. FT. THE RATIO OF LONG TO SHORT SIDE DIMENSION FOR EACH CEILING AREA SHALL NOT EXCEED 4.
- LIGHT FIXTURES (ALL TYPES) SHALL BE MECHANICALLY ATTACHED TO THE GRID PER NEC 410-16.
- RIGID LAY-IN OR CAN LIGHT FIXTURES SHALL BE SUPPORTED FROM THE STRUCTURE ABOVE AS FOLLOWS:
 - LESS THAN 10 LBS - ONE 12 GA. WIRE (MAY BE SLACK).
 - 10 TO 56 LBS - TWO 12 GA WIRES (MAY BE SLACK).
 - OVER 56 LBS - SUPPORTED DIRECTLY TO THE STRUCTURE BY APPROVED HANGERS
- PENDANT HUNG FIXTURES SHALL BE SUPPORTED FROM THE STRUCTURE ABOVE USING #9 GA. WIRE
- CABLE TRAYS AND ELECTRICAL CONDUIT SHALL BE SUPPOSED AND BRACED INDEPENDENT OF THE SUSPENDED CEILING SYSTEM.

3 SUSPENSION DIAGRAM
1/4" = 1'-0"

City of Puyallup
Development & Permitting Services
ISSUED PERMIT

Building	Planning
Engineering	Public Works
Fire	Traffic

DESIGN AND CONSTRUCTION
6060 Cornerstone Court West
San Diego, CA 92121
858-455-8800 Tel.
www.theupsstore.com

THE UPS STORE, INC.

SQFT: 2413

SCALE: NOTED

AREA NUMBER: WA125

DESIGNED BY: Refer to Project Information

CENTER ADDRESS: 4227 S MERIDIAN STE C
Puyallup, WA 98373

THE UPS STORE CENTER: 0352

PROJECT TYPE: BLUE HORIZON RELOCATION

FRANCHISEE: REETZ, DOUG

DATE: 10/8/2021

DRAWING NO:

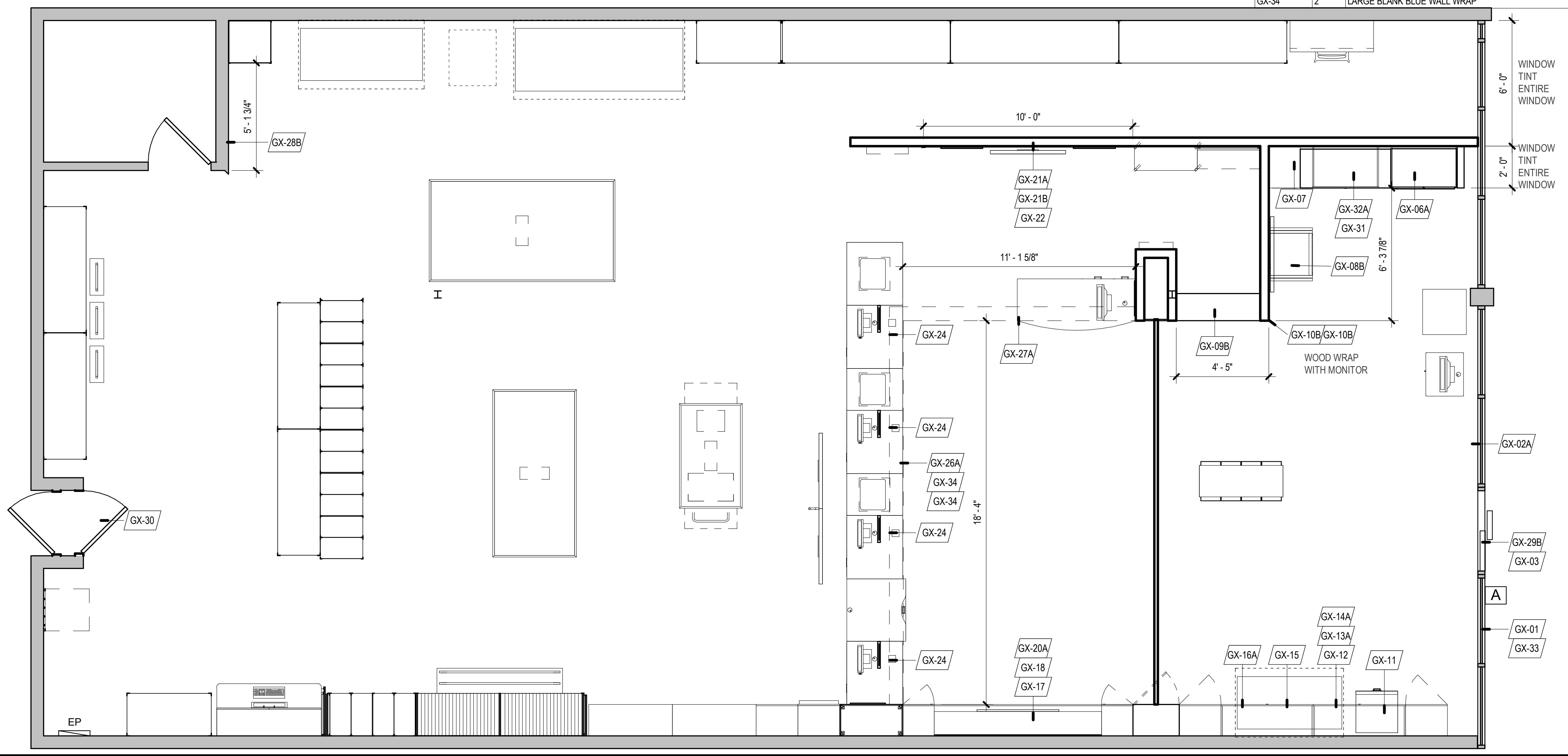
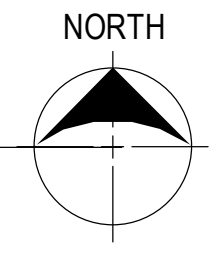
A3.1

City of Puyallup
Development & Permitting Services
ISSUED PERMIT

Building	Planning
Engineering	Public Works
Fire	Traffic

0 GRAPHICS SCHEDULE		
NO.	COUNT	DESCRIPTION
GX-01	1	LEFT WINDOW PROMO
GX-02A	1	RIGHT WINDOW PROMO
GX-03	1	NOW OPEN DOOR MESSAGE
GX-06A	1	24 HR ALWAYS OPEN CLOCK ICON
GX-07	1	MAILBOX PLAQUE
GX-08B	1	THE UPS STORE LOGO - WHITE
GX-09B	1	24 HR MAILBOX HEADER - WHITE
GX-10B	2	FOCAL WALL WRAP - WOOD
GX-11	1	WORK STATION ICON
GX-12	1	WALL POSTER KIT - DOCUMENT SERVICES
GX-13A	1	WALL POSTER KIT - MAILBOX SERVICES
GX-14A	1	WALL POSTER KIT - PROMO SERVICES
GX-15	1	OUR COMMUNITY SIGN
GX-16A	1	24 HR WORK STATION HEADER
GX-17	1	PACKING SUPPLIES RETAIL WALL HEADER (8'-0" OF RETAIL)
GX-18	1	OFFICE SUPPLIES RETAIL WALL HEADER (8'-0" OF RETAIL)
GX-20A	1	LARGE BOX DISPLAY
GX-21A	1	PRINT SHOP WALL WRAP - WOOD
GX-21B	1	PRINT SHOP WALL WRAP - EDGE STRIP ON WRAP
GX-22	1	WE CAN PRINT IT ALL
GX-24	4	POS PACK AND SHIP SIGN
GX-26A	1	PACK AND SHIP SOLUTIONS WAYFINDING SIGN - LARGE
GX-27A	1	PRINT CONSULTATION WAYFINDING SIGN - LARGE
GX-28B	1	PACK AND SHIP GUARANTEE SEAL - SMALL
GX-29B	1	SMALL BRANDED DOOR DECAL
GX-30	1	BOH DOOR DELIVERIES MESSAGE
GX-31	1	FRONT LOAD MAILBOX WALL GRAPHIC-63.625"H INSTALL 3" BELOW MAILBOX BANKS
GX-32A	1	24 HR MAILBOXES AND LOCKERS HEADER
GX-33	1	HOURS SIGN
GX-34	2	LARGE BLANK BLUE WALL WRAP

1 GRAPHICS PLAN
 3/16" = 1'-0"



DESIGN AND CONSTRUCTION 6060 Cornerstone Court West San Diego, CA 92121 858-455-8800 Tel. www.theupsstore.com	
THE UPS STORE, INC.	
THE UPS STORE CENTER: 0352	SQFT: 2413
PROJECT TYPE: BLUE HORIZON RELOCATION	AREA NUMBER: WA125
FRANCHISEE: REETZ, DOUG	DESIGNED BY: Refer to Project Information
DATE: 10/8/2021	SCALE: NOTED
CENTER ADDRESS: 4227 S MERIDIAN STE C Puyallup, WA 98373	
DRAWING NO: A4.0	

NOTE: GRAPHICS ON THIS SHEET ARE FOR REFERENCE ONLY. PROJECT CONDITIONS MAY VARY, SEE GRAPHICS PLAN A4.0 FOR PROJECT SPECIFIC INFORMATION. REFER TO TUPSS GRAPHIC INSTALLATION MANUAL FOR SPECIFIC INSTALL INSTRUCTIONS.

0 GRAPHICS SCHEDULE

NO.	COUNT	DESCRIPTION
GX-01	1	LEFT WINDOW PROMO
GX-02A	1	RIGHT WINDOW PROMO
GX-03	1	NOW OPEN DOOR MESSAGE
GX-06A	1	24 HR ALWAYS OPEN CLOCK ICON
GX-07	1	MAILBOX PLAQUE
GX-08B	1	THE UPS STORE LOGO - WHITE
GX-09B	1	24 HR MAILBOX HEADER - WHITE
GX-10B	2	FOCAL WALL WRAP - WOOD
GX-11	1	WORK STATION ICON
GX-12	1	WALL POSTER KIT - DOCUMENT SERVICES
GX-13A	1	WALL POSTER KIT - MAILBOX SERVICES
GX-14A	1	WALL POSTER KIT - PROMO SERVICES
GX-15	1	OUR COMMUNITY SIGN
GX-16A	1	24 HR WORK STATION HEADER
GX-17	1	PACKING SUPPLIES RETAIL WALL HEADER (8'-0" OF RETAIL)
GX-18	1	OFFICE SUPPLIES RETAIL WALL HEADER (8'-0" OF RETAIL)
GX-20A	1	LARGE BOX DISPLAY
GX-21A	1	PRINT SHOP WALL WRAP - WOOD
GX-21B	1	PRINT SHOP WALL WRAP - EDGE STRIP ON WRAP
GX-22	1	WE CAN PRINT IT ALL
GX-24	4	POS PACK AND SHIP SIGN
GX-26A	1	PACK AND SHIP SOLUTIONS WAYFINDING SIGN - LARGE
GX-27A	1	PRINT CONSULTATION WAYFINDING SIGN - LARGE
GX-28B	1	PACK AND SHIP GUARANTEE SEAL - SMALL
GX-29B	1	SMALL BRANDED DOOR DECAL
GX-30	1	BOH DOOR DELIVERIES MESSAGE
GX-31	1	FRONT LOAD MAILBOX WALL GRAPHIC-63.625"H INSTALL 3" BELOW MAILBOX BANKS
GX-32A	1	24 HR MAILBOXES AND LOCKERS HEADER
GX-33	1	HOURS SIGN
GX-34	2	LARGE BLANK BLUE WALL WRAP

DESIGN AND CONSTRUCTION
6060 Cornerstone Court West
San Diego, CA 92121
858-455-8800 Tel.
www.theupsstore.com

THE UPS STORE, INC.

SQFT: 2413
SCALE: NOTED

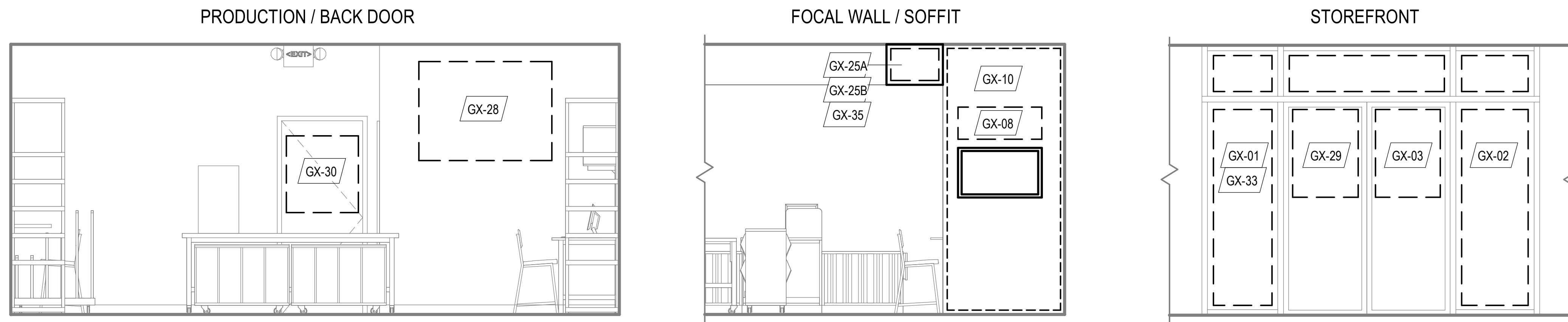
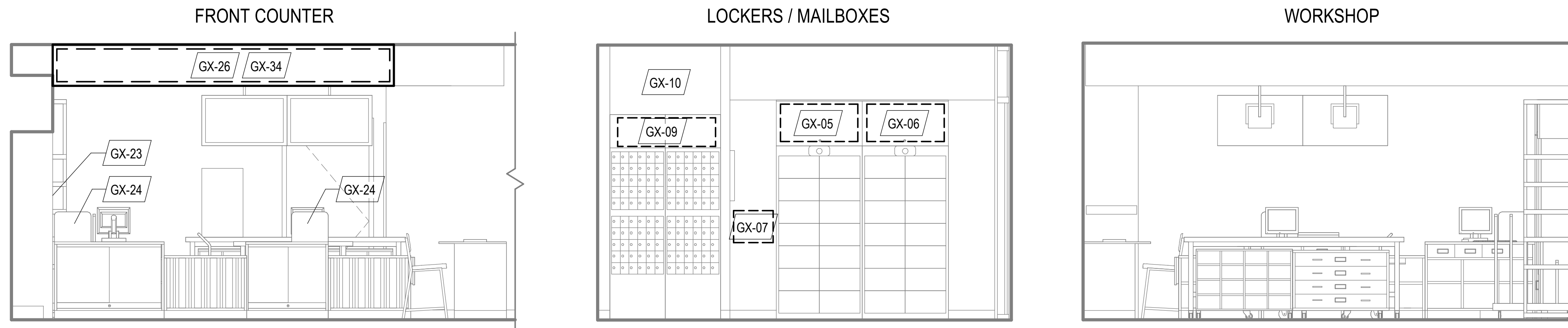
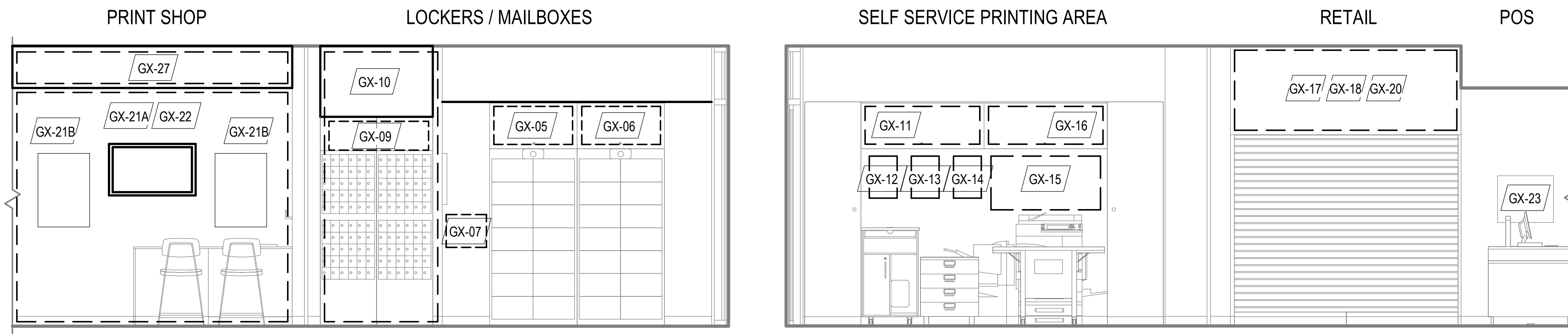
AREA NUMBER: WA125
DESIGNED BY: -
CENTER ADDRESS: 4227 S MERIDIAN STE C
Puyallup, WA 98373

THE UPS STORE CENTER: 0352
PROJECT TYPE: BLUE HORIZON RELOCATION
FRANCHISEE: REETZ, DOUG
DATE: 10/8/2021

DRAWING NO:
A4.1

**City of Puyallup
Development & Permitting Services
ISSUED PERMIT**

Building	Planning
Engineering	Public Works
Fire	Traffic



FIXTURE SCHEDULE

FIXTURE TAG	COUNT	DESCRIPTION	PIN #
BH-A1A	1	LOCKERS	29346
BH-A2	2	LOCKER STORAGE CABINET (SINGLE)	29285
BH-A4	1	LOCKER MAIL DROP W/ STORAGE	29268
BH-A5	1	MOBILE WORK CART W/ TRASH	29244
BH-B2	1	MODULAR MAIL BOX	29249
BH-B3	1	MAIL UPPER CABINET	29269
BH-B4	1	MAIL FLIP-UP SHELF	29160
BH-B5	1	KEY CABINET	MMF
BH-B7	1	MOBILE MAIL STORAGE RACK	70-330-2344
BH-B8	1	MODULAR MAIL BOX	29344
BH-B13	1	PULL DOWN PASSPORT SCREEN - WHITE	80-230-0757
BH-C2	2	COPY VERTICAL SIDE CABINET UNIVERSAL	29247
BH-C3	1	COPY UPPER CABINET 105" WITH LIGHT	29273
BH-C4	1	MOBILE PRINT CART	29252
BH-C5	1	COMPUTER TIME RENTAL	29153
BH-C6	1	PEG BOARD, COPY AREA WALL 40"W X 24"H - INSTALL HORIZONTALLY 4.75" BELOW UPPER CABINET AND 6" FROM SIDE CABINET	29332
BH-D1	1	PRINT CONSULTATION DESK 68"	29242
BH-D2	1	PEG BOARD, PRINT CONSULTATION 40"H X 20"W - INSTALL VERTICALLY, TOP OF PEG BOARD AT 92" AFF	29329
BH-D3	2	PEG BOARD, PRINT WALL 36"H X 22"W - INSTALL VERTICALLY, TOP OF PEG BOARD AT 74" AFF	29333
BH-E2A	1	RETAIL WALL KIT 96"W X 84"H	29308
BH-E3	2	84" VERTICAL CABINET	29248
BH-E12	1	RETAIL SOFFIT 132"W X 60"H WITH LIGHT	29327
BH-E13	1	MOBILE RETAIL CART	29253
BH-F1A	2	POS COUNTER W/ DISPLAY FRONT 36"W X 32"D X 36"H	29257
BH-F1B	2	POS COUNTER W/ SOLID FRONT 36"W X 32"D X 36"H	29302
BH-F3	2	SCALE STAND 36"W X 32"D	29261
BH-F4	2	SCALE STAND 24"W X 32"D	29260
BH-F6	1	ADA PULL OUT SHELF	29275
BH-F8	1	PEG BOARD, POS WALL 24"H X 20"W - INSTALL VERTICALLY, TOP OF PEG BOARD AT 78" AFF	29331
BH-F9	1	SOFFIT KIT, UNIVERSAL, CUT TO FIT IN FIELD, WITH LIGHT	29337

FIXTURE SCHEDULE

FIXTURE TAG	COUNT	DESCRIPTION	PIN #
BH-F11	1	POS MODULAR WALL UNIVERSAL FASCIA KIT (24"H) - GC CUT TO FIT	29373
BH-H1	1	MOBILE EQUIPMENT TABLE 60"W X 36"D	29282
BH-H2	1	24"W X 48"L PLATFORM TRUCK - TO BE SOURCED LOCALLY BY FRANCHISEE	-
BH-H3	1	TOOL CABINET W/ FAX CUBBY & SHELF	29265
BH-H4	1	TOOL CABINET W/ DOOR	29264
BH-H5	2	HD MAIL CABINET (BOM)	29241
BH-H1	1	GATE POCKET 120"H X 26.5"W X 18"D, SCRIBE HEIGHT AND CUT DOWN GATE POCKET DOOR IN FIELD	29274
BH-I2	1	MODULAR WALL, POS 36"W X 18"D X 96"H, ASSEMBLED IN FIELD	29291
BH-I9	1	MODULAR WALL 24"W X 4"D X 96"H	29345
BH-I13	1	GATE POCKET DOOR 13.5"W X 0.75"D X 120"H	TBD
BH-J1	1	MOBILE PRINT TABLE - CUTTING MAT 106"W X 58"D X 36"H	29281
BH-J2	4	PRINT WORKSHOP CABINET W/ SHELVES 42"W X 21"D X 20.5"H	29187
BH-J3	1	MOBILE PACK TABLE - CARPET TOP 96"W X 48"D X 36"H	29280
BH-J4	1	FILING WORKSHOP CABINET 42"W X 22"D X 31"H	29101
BH-J5	1	TOOL WORKSHOP CABINET 42"W X 22"D X 31"H	29103
BH-J6	2	CORRUGATE WORKSHOP CABINET 42"W X 23"D X 31"H	29301
BH-J17	2	METAL CARTON RACK 24"W X 24"D X 96"H - STARTER	29317
BH-J18	6	METAL CARTON RACK 24"W X 24"D X 96"H - ADDER	29321
BH-J19	1	METAL STORAGE RACK 24"W X 24"D X 96"H	29235
BH-J20	2	METAL STORAGE RACK 48"W X 24"D X 96"H	29127
BH-J21	4	METAL STORAGE RACK 72"W X 24"D X 96"H	29129
BH-J22	4	METAL STORAGE RACK 96"W X 24"D X 96"H	29131
BH-J24	1	VERTICAL DIVIDER ADD-ON 96"W X 24"D (FOR METAL STORAGE RACK BH-J22)	29334
BH-J25	1	CORRUGATE STORAGE CART	29314
BH-J26	3	RETRACTABLE EXTENSION CORD REEL - REFER TO SHEET A6.0 FOR INSTALL INFORMATION	30-355-0345
BH-J27	1	PACKAGE STAGING DIVIDER KIT (SET OF 3)	29336
BH-J28	1	PRIVACY PANEL, PERFORATED 96"W X 24"H, IF INSTALLED ON 7' RACK THEN GC CUT TO FIT AND INSTALL CUT SIDE DOWN	29330
BH-J30	1	CONSOLIDATED RETURNS RACK - WALL MOUNT	29324
BH-J32	1	MANAGER'S DESK 60"W X 30"D (BOM)	29294
BH-J34	1	FILE CABINET	80-215-0538
BH-J35	1	PATCH PANEL CABINET 60"W X 24"H - PHONE BOARD AND DATA TO BE INSTALLED WITHIN CABINET	29218
BH-J37	1	BREAK BAR KIT	29278
BH-J38	1	PULL-OUT PRIVACY PANEL 24"W X 96"H	29328

ELEVATION GENERAL NOTES

- FASCIA SOFFIT PANEL SYSTEM PROVIDED BY VENDOR AND FINISHED AS INDICATED. INSTALLED BY GC.
- REFER TO FIXTURE SCHEDULE, FLOOR PLAN KEYED NOTES, AND FIXTURE INSTALLATION MANUAL FOR SPECIFIC MOUNTING HEIGHTS FOR ALL PEG BOARDS AND MONITORS.
- VERIFY CEILING HEIGHT ONSITE AND CUT FASCIA SOFFIT PANEL SYSTEM AND RETAIL SOFFIT FIXTURE TO FIT.

City of Puyallup
Development & Permitting Services

ISSUED PERMIT

Building	Planning
Engineering	Public Works
Fire	Traffic

DESIGN AND CONSTRUCTION
6060 Cornerstone Court West
San Diego, CA 92121
858-455-8800 Tel.
www.theupsstore.com

THE UPS STORE, INC.

SQFT: 2413

AREA NUMBER: WA125

THE UPS STORE CENTER: 0352

DRAWING NO:
A5.0

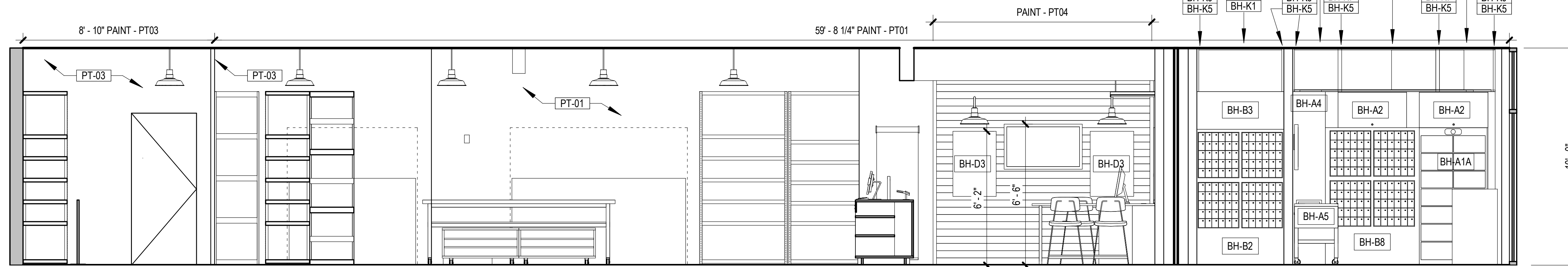
DESIGNED BY: Refer to Project Information

PROJECT TYPE: BLUE HORIZON RELOCATION

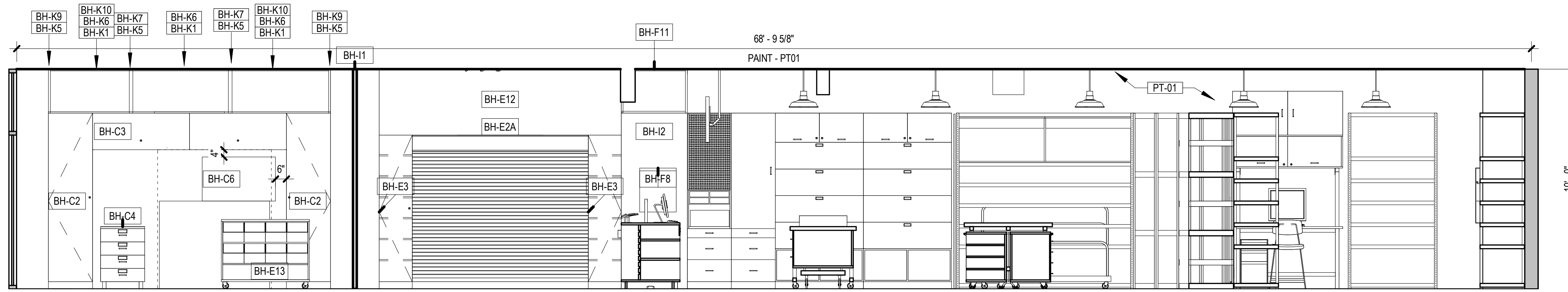
FRANCHISEE: REETZ, DOUG
DATE: 10/8/2021

SCALE: NOTED

CENTER ADDRESS: 4227 S MERIDIAN STE C
Puyallup, WA 98373



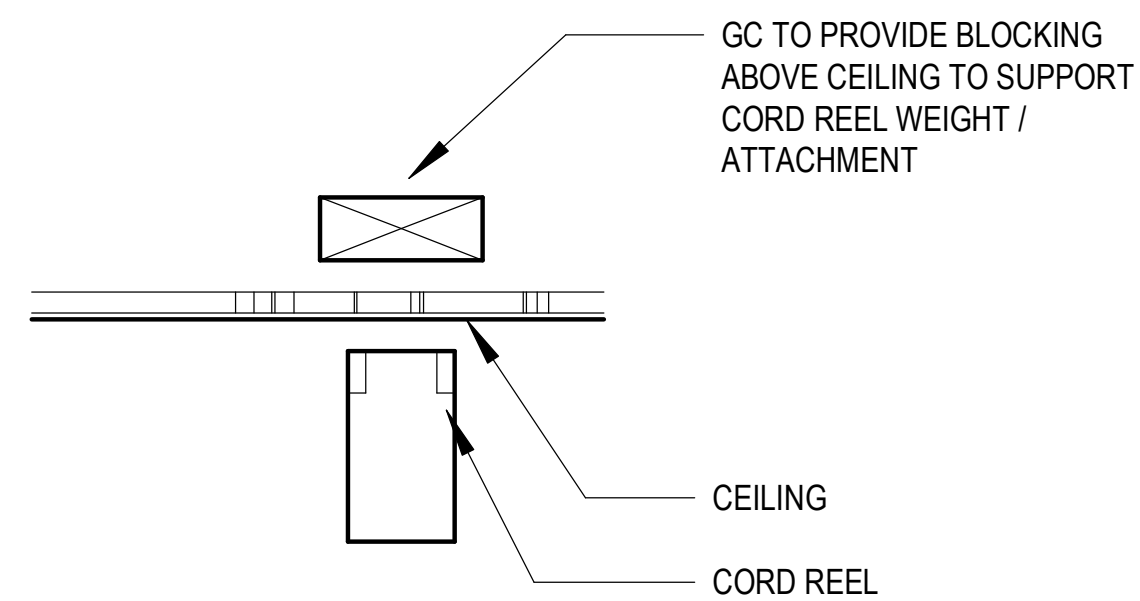
1 NORTH
3/16" = 1'-0"



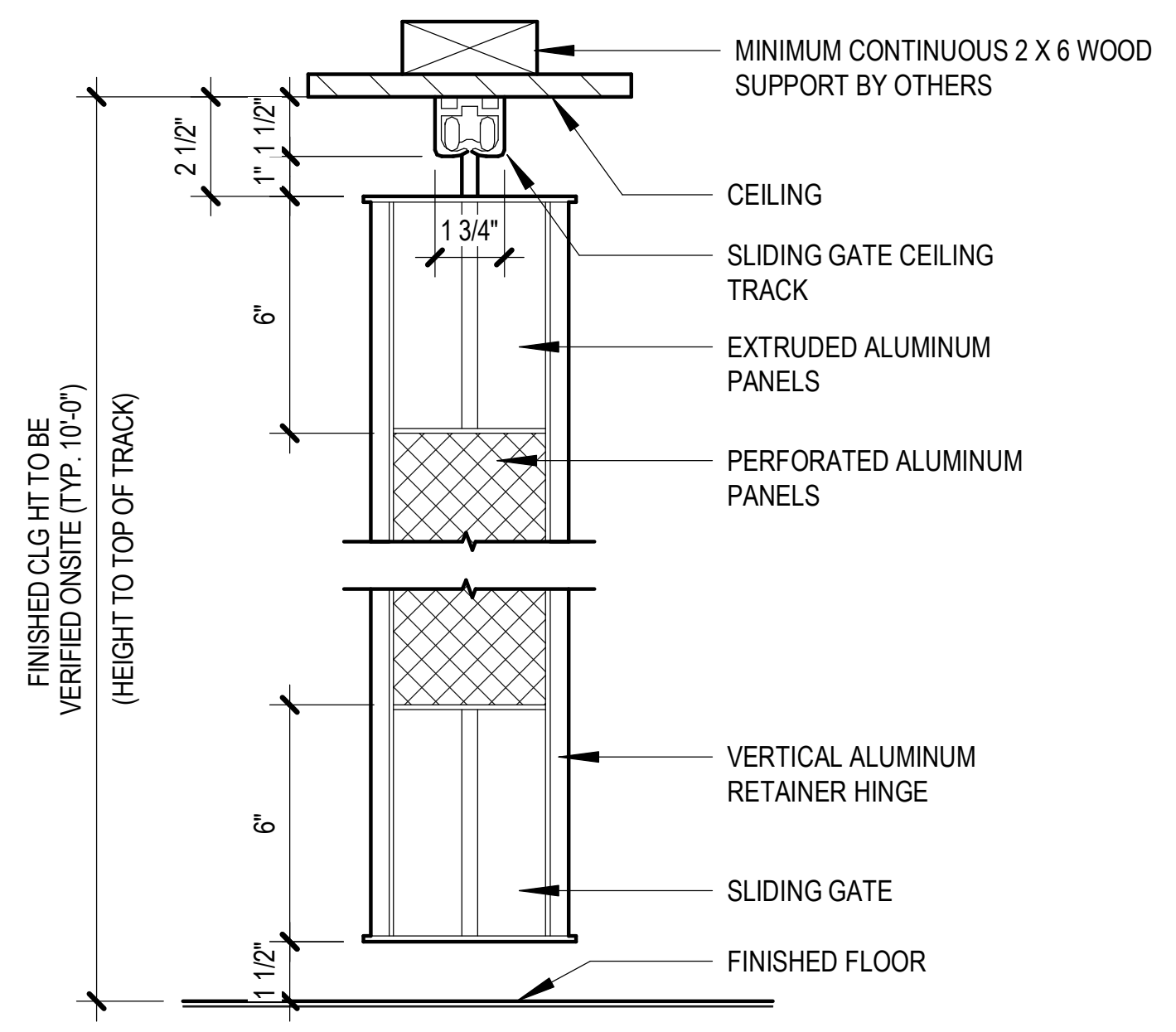
2 SOUTH
3/16" = 1'-0"

**City of Puyallup
Development & Permitting Services
ISSUED PERMIT**

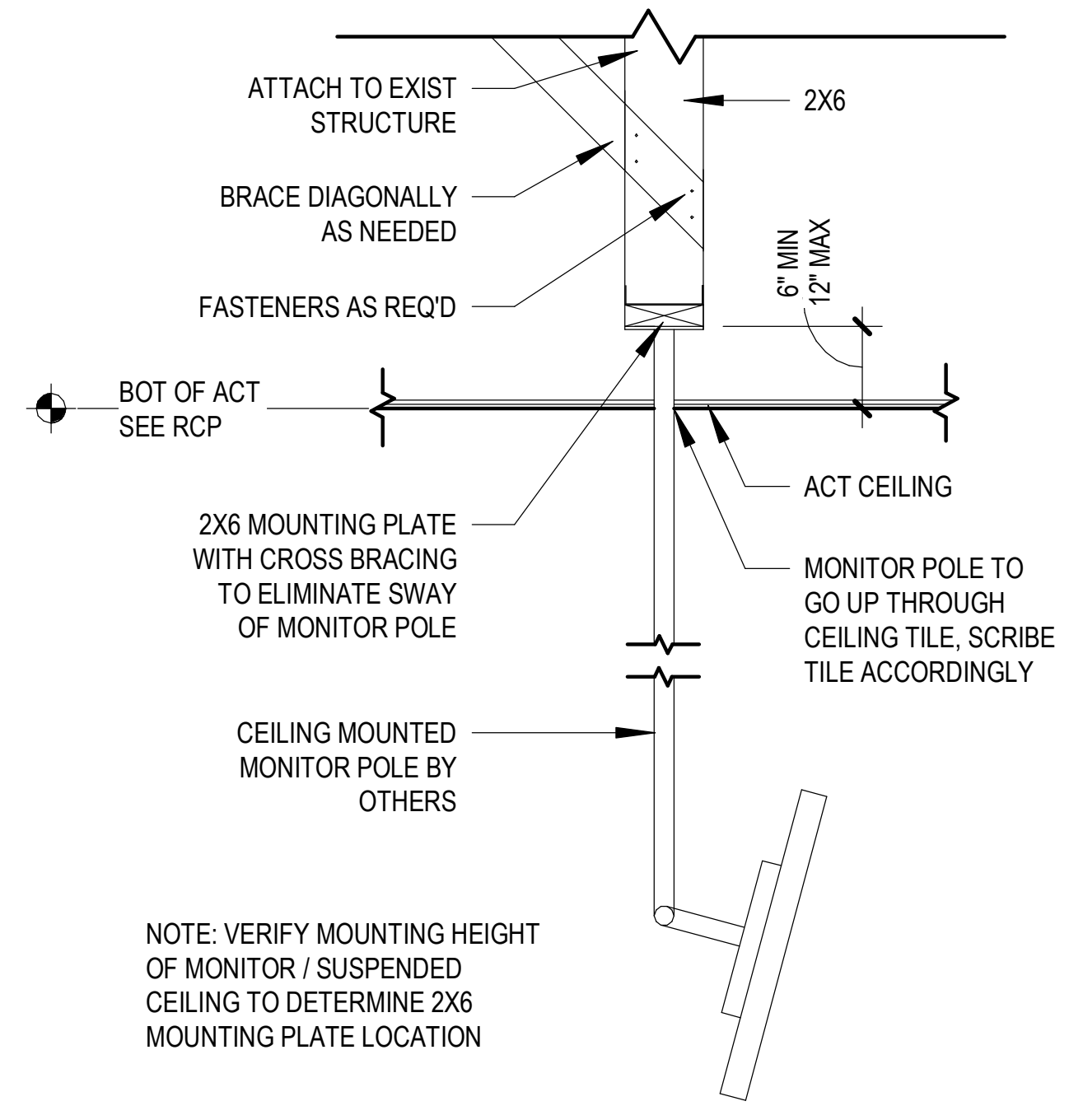
Building	Planning
Engineering	Public Works
Fire	Traffic



4 RETRACTABLE EXTENSION CORD
1 1/2" = 1'-0"



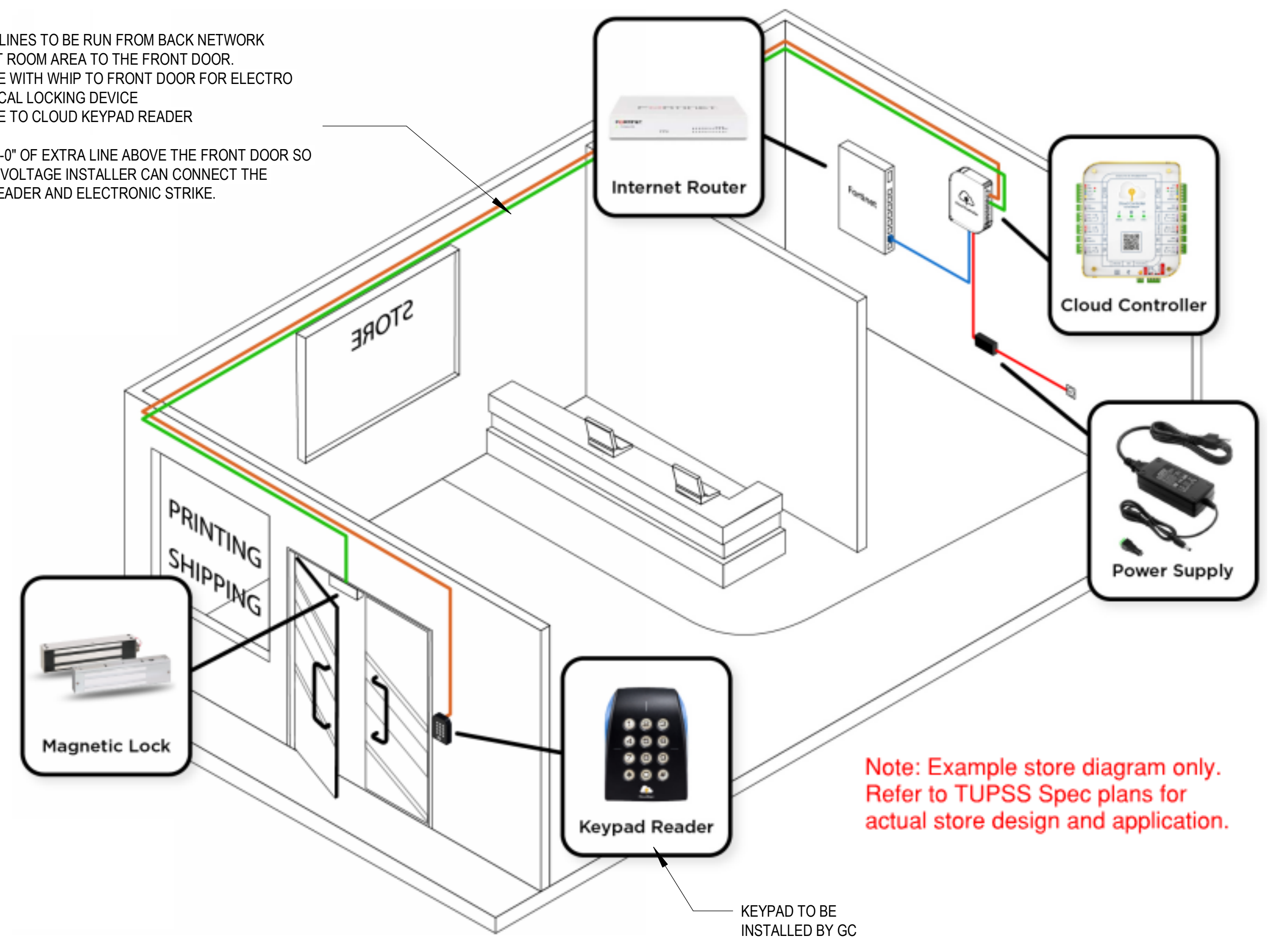
3 HEADER TRACK SUPPORT DETAIL
1 1/2" = 1'-0"



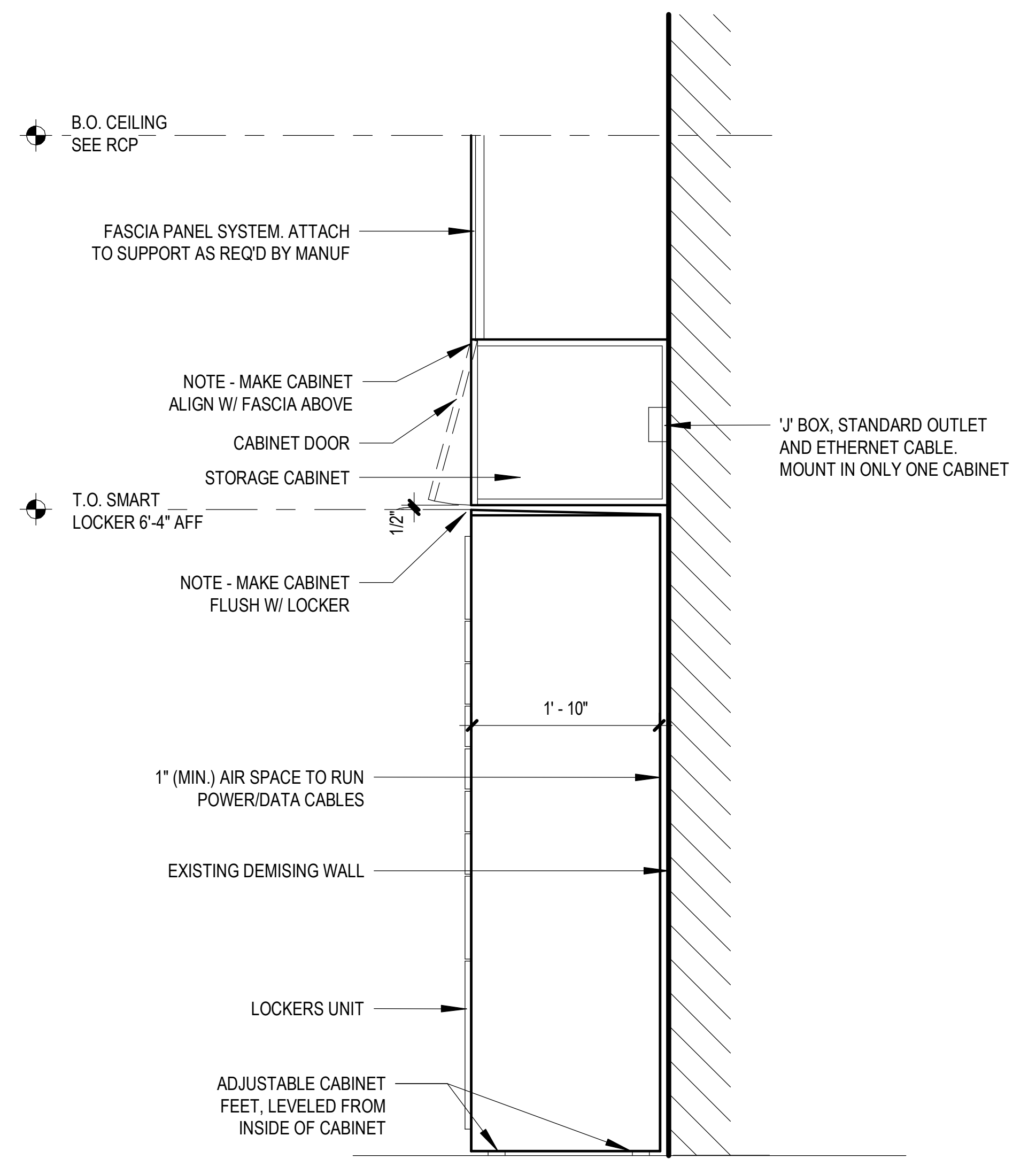
2 MONITOR MOUNT DETAIL
1/2" = 1'-0"

(2) CAT-6 LINES TO BE RUN FROM BACK NETWORK INTERNET ROOM AREA TO THE FRONT DOOR.
- ONE LINE WITH WHIP TO FRONT DOOR FOR ELECTRO MECHANICAL LOCKING DEVICE
- ONE LINE TO CLOUD KEYPAD READER

LEAVE 10'-0" OF EXTRA LINE ABOVE THE FRONT DOOR SO THE LOW VOLTAGE INSTALLER CAN CONNECT THE CLOUD READER AND ELECTRONIC STRIKE.



5 CLOUDKEYZ WIRING DIAGRAM
1" = 1'-0"



1 VERTICAL SECTION THROUGH LOCKERS (FASCIA ABOVE)
1/2" = 1'-0"

DESIGN AND CONSTRUCTION
6060 Cornerstone Court West
San Diego, CA 92121
858-455-8800 Tel.
www.theupsstore.com

THE UPS STORE, INC.

SQFT: 2413
SCALE: NOTED

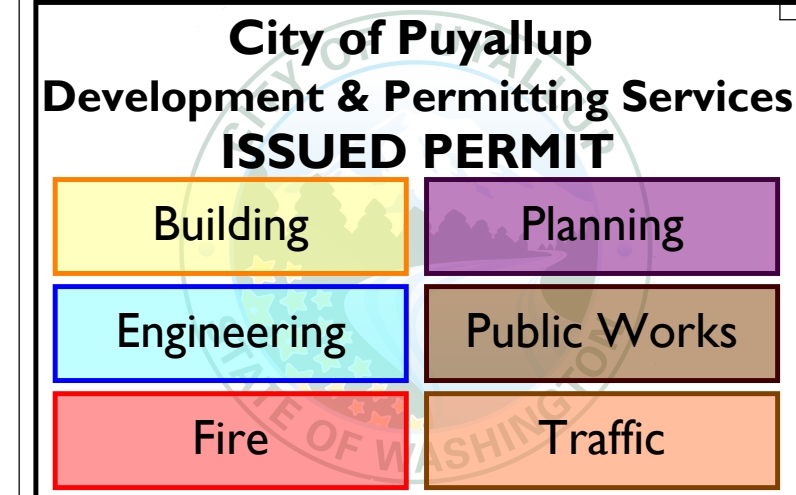
AREA NUMBER: WA125
DESIGNED BY: Refer to Project Information
CENTER ADDRESS: 4227 S MERIDIAN STE C
Puyallup, WA 98373

THE UPS STORE CENTER: 0352
PROJECT TYPE: BLUE HORIZON RELOCATION
FRANCHISEE: REETZ, DOUG
DATE: 10/8/2021

DRAWING NO:
A6.0

0 POWER KEYED NOTES

- E1 ELECTRICAL AT COUNTERS TO BE INSTALLED AT 14" ABOVE FINISHED FLOOR (AFF) (BELOW COUNTERTOPS). ELECTRICAL TO BE CHASED THROUGH MODULAR FIXTURE AT END OF FRONT COUNTER AS APPLICABLE.
- E2 ELECTRICAL AT MAIN COUNTER TO RUN THROUGH MOUSE HOLES WITHIN THE BASE AREA. ACCESS TO OUTLETS WITH 2" D. HOLES IN COUNTER TOP SURFACES. USE PLASTIC GROMMET COVERS TO HIDE PLUG RUNS.
- E3 JUNCTION BOX FOR RETAIL DISPLAY AT 90" AFF. WIRE TO BE SUPPLIED BY CONTRACTOR. LOW VOLTAGE TRANSFORMER TO BE INSTALLED AS CLOSE TO THE CEILING AS POSSIBLE FOR FUTURE ACCESS.
- E4 PATCH PANEL LOCATION.
- E5 NETFOR COLOR PROCESSING LINE.
- E6 FRANCHISEE TO SUPPLY THE TYPE OF ELECTRICAL RECEPTACLES AND SPECIFIC REQUIREMENTS FOR THE INDIVIDUAL COPIER MODELS BEING USED IN THE CENTER.
- E7 JBOX ABOVE CEILING AND SUSPENDED FROM STRUCTURE ABOVE.
- E8 OUTLET AT 72" AFF FOR MEDIA MONITOR. GC TO INSTALL BLANK BOX FOR DATA- MOOD MEDIA TO RUN DATA LINE AND INSTALL MONITOR.
- E9 EXTERIOR SIGN JUNCTION BOX AT SIGN BAND TO BE ON A DEDICATED CIRCUIT FROM BREAKER PANEL WITHIN THE STORE. JUNCTION BOX TO BE INSTALLED WITHIN 3'-0" OF THE SIGN BAND. THE EXTERIOR SIGN BAND FOR CONNECTION TO SERVICE.
- E10 ETHERNET PORT FOR LOCKER. NEAR THE MAIN UNIT ON THE BACK WALL. 85" FROM FLOOR TO BO OUTLET.
- E11 110V DUPLEX OUTLET FOR LOCKER. NEAR THE MAIN UNIT ON THE BACK WALL. 85" FROM FLOOR TO BO OUTLET.
- E12 ELECTRICAL OUTLET AND THE PORT FOR THE MONITORS TO BE MOUNTED ABOVE CEILING AT HEADER PLATE HEIGHT AS ALLOWED PER CODE. IF NOT PERMITTED PER CODE THEN ELECTRICAL OUTLET AND THE PORT FOR THE MONITORS TO BE FLUSH MOUNTED ON CEILING. REFER TO DETAIL 2/A6.0.
- E13 (NOT USED)
- E14 BOTTOM OF WALL SCONCE LIGHT AT 78" AFF.
- E15 120 V ELECTRICAL LINE ABOVE CEILING FROM JBOX TO DOOR HEADER. DEDICATED CIRCUIT NOT REQUIRED. TWO LOW VOLTAGE SHIELDED WIRE FROM KEY PAD TO DOOR HEADER. KEY PAD TO CONNECT TO JBOX ABOVE CEILING VIA TRANSFORMER THAT CONNECTS TO OUTLET AT JBOX. REFER TO DETAIL 5/A6.0.
- E16 ELECTRICAL TO BE INSTALLED 10" AFF AND 6" TO 7" FROM BACK EDGE OF DESK.
- E17 ELECTRICAL PULL DOWN REEL LOCATION. CONTRACTOR TO PROVIDE BLOCKING AS NEEDED. REFER TO DETAIL 4/A6.0.
- E18 (NOT USED)
- E19 ELECTRICAL TO BE INSTALLED AT 41.5" AFF, CENTERED ON OPEN BACK PANEL OF FIXTURE.
- E20 (2) 120 V ELECTRICAL LINES TO BE PROVIDED FOR POWER SWITCH AND EMERGENCY CUT OFF SWITCH FOR POWER ROLL DOWN GATE. JBOX TO BE LOCATED ABOVE CEILING. POWER SWITCH AND EMERGENCY CUT OFF SWITCH TO BE LOCATED ON BACK SIDE OF MODULAR FIXTURE BETWEEN MAIL AREA AND PC DESK, WITHIN THE BH-A3 VERTICAL CABINET, OR BEHIND BH-A5 ON THE FOCAL WALL. REFER TO DESIGN.
- L1 VOICE TELEPHONE LINE (PRIMARY)
- L2 VOICE TELEPHONE LINE (ROLL-OVER)
- L3 FAX LINE/ CHECK MACHINE



1 ELECTRICAL OUTLET & DEVICE PLACEMENT PLAN
NTS

ELEC GENERAL NOTES

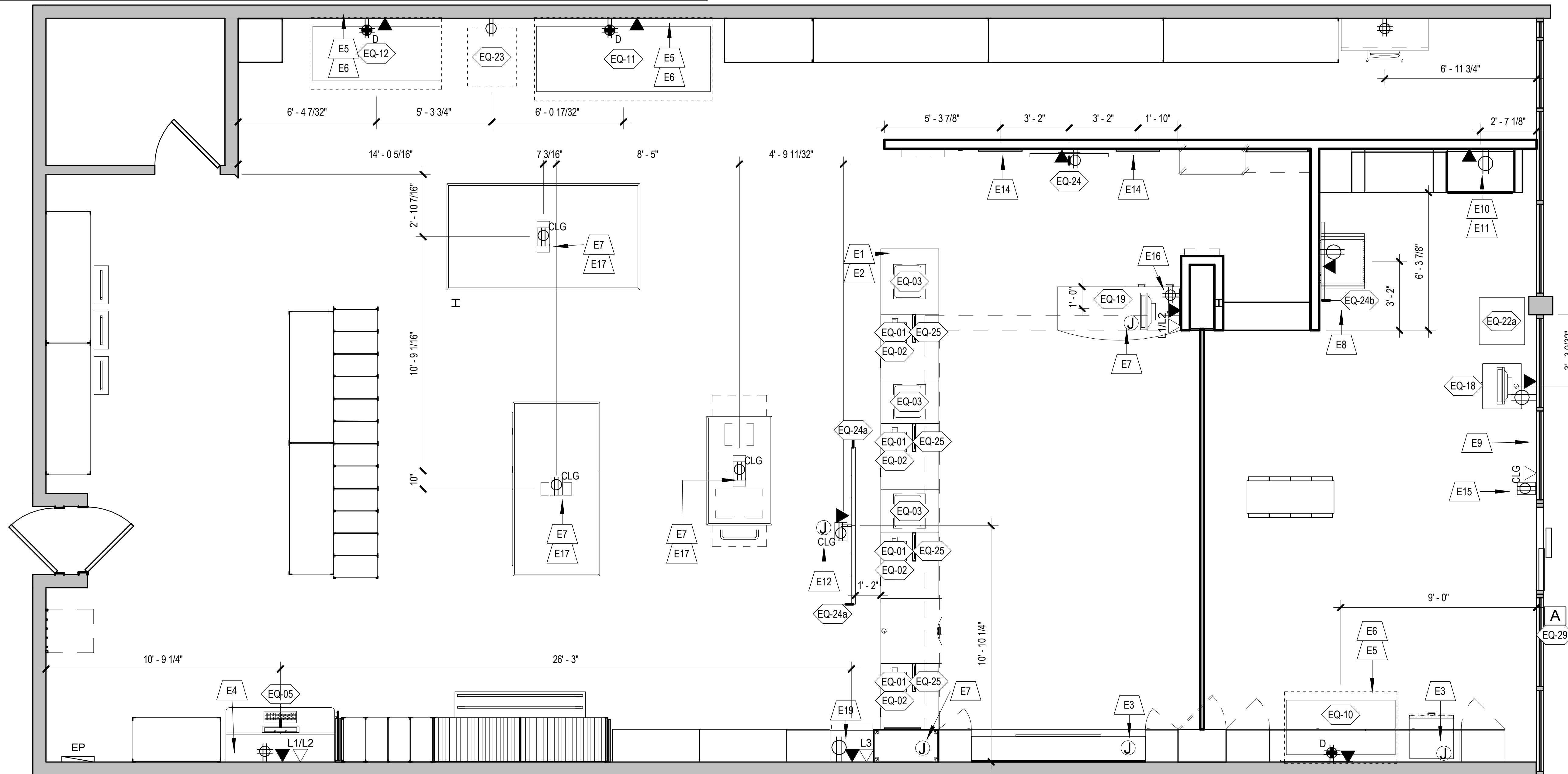
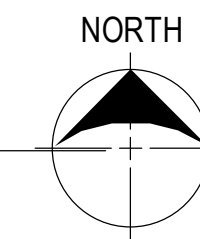
- 1 STANDARD 200 AMP ELECTRICAL PANEL MINIMUM.
- 2 LOCATION OF ELECTRICAL OUTLETS ARE APPROXIMATE.
- 3 USE EXISTING OUTLETS IF WITHIN 12" OF LOCATIONS SHOWN. ELECTRICAL OUTLETS ARE AT 14" AFF UNLESS NOTED OR REQUIRED OTHERWISE.
- 4 USE DEDICATED OUTLET FOR COPIER(S) AND POS STATIONS.
- 5 OUTLETS AND LOW VOLTAGE BOXES TO BE INSTALLED SIDE BY SIDE.
- 6 REFER TO FIXTURE INSTALLATION MANUAL FOR FURTHER INFORMATION.

ELEC SCOPE NOTES

- 1 CONTRACTOR TO RELOCATE EXISTING PHONE BOARD TO PATCH PANEL CABINET ABOVE MANAGER'S DESK OR AS SHOWN PAINTED TO MATCH WALL COLOR WITH FIRE-RATING LEFT VISIBLE. REFER TO SHEET A1.0 FOR SPECIFIC PATCH PANEL CABINET BEING USED. DEDICATED QUAD-PLEX OUTLET AT 96" AFF FOR BH-J35 CABINET, 65" AFF FOR BH-J36 CABINET.
- 2 3-WAY SWITCH SHALL BE INSTALLED AT EACH MEANS OF EGRESS FROM DEMISED SPACE IF NOT EXISTING.

ELEC AND EQUIPMENT SCHEDULE

NO.	COUNT	DESCRIPTION
EQ-01	4	POS SYSTEM
EQ-02	4	ELECTRONIC CREDIT CARD READER
EQ-03	4	SCALE
EQ-04	1	FAX MACHINE
EQ-05	1	BACK OFFICE COMPUTER
EQ-10	1	BLACK AND WHITE COPIER
EQ-11	1	COLOR COPIER
EQ-12	1	WIDE FORMAT PRINTER
EQ-18	1	COMPUTER TIME RENTAL
EQ-19	1	BUSINESS STATION
EQ-22a	1	SHRED BIN
EQ-23	1	PAPER CUTTER
EQ-24	1	49" PRINT WALL DIGITAL MONITOR (WALL MOUNT). TOP OF MONITOR INSTALLED AT 78" AFF.
EQ-24a	2	49" DIGITAL MONITOR (CEILING MOUNT). BOTTOM OF MONITOR TO BE INSTALLED AT 80" AFF.
EQ-24b	1	49" FOCAL WALL DIGITAL MONITOR (WALL MOUNT). TOP OF MONITOR INSTALLED AT 78" AFF.
EQ-25	4	POS PIN PAD
EQ-29	1	KEYPAD



DESIGN AND CONSTRUCTION
6060 Cornerstone Court West
San Diego, CA 92121
858-455-8800 Tel.
www.theupsstore.com

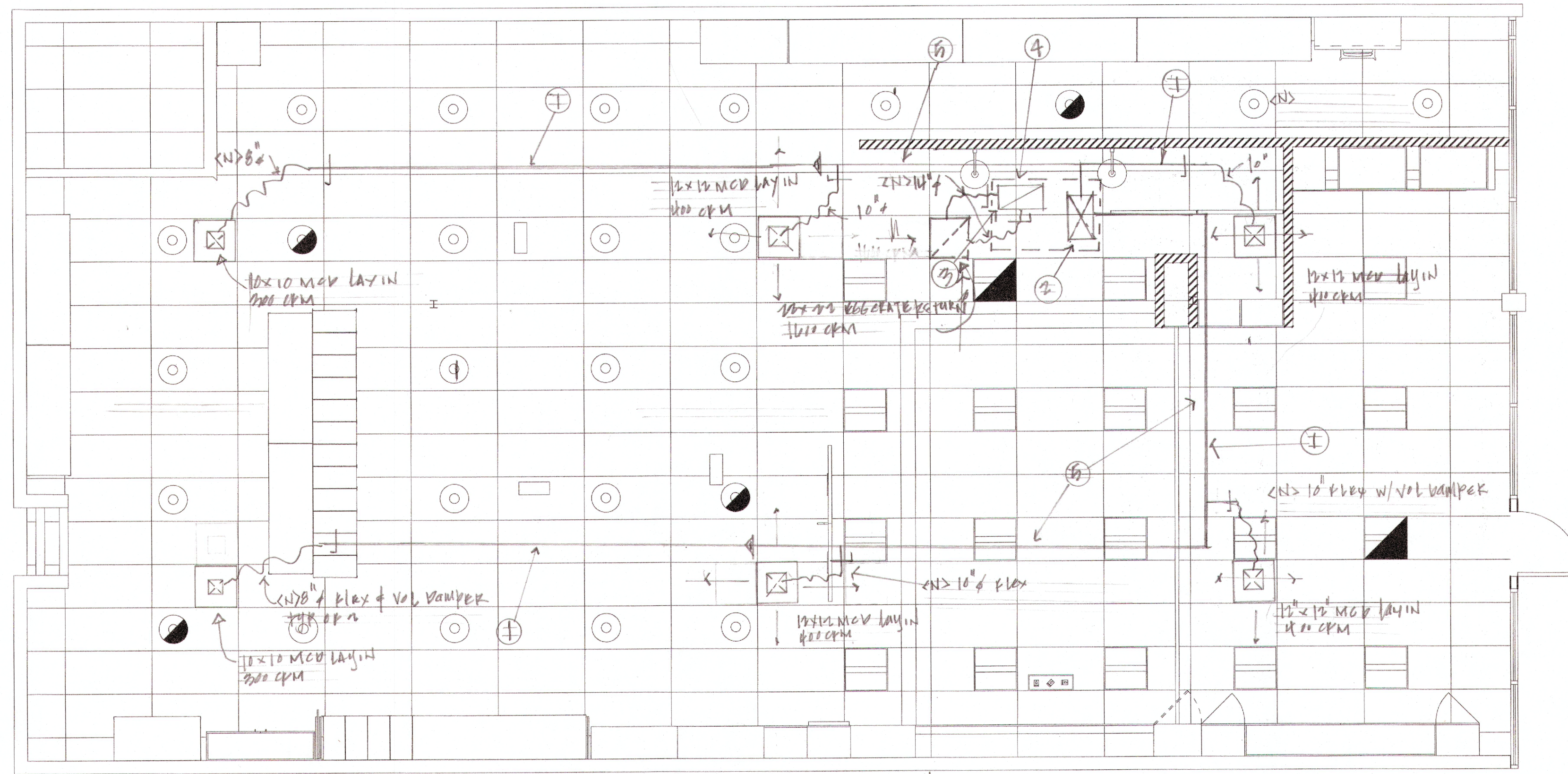
THE UPS STORE, INC.

AREA NUMBER: WA125
SQFT: 2413
SCALE: NOTED
DESIGNED BY: Refer to Project Information
CENTER ADDRESS: 4227 S MERIDIAN STE C
Puyallup, WA 98373

THE UPS STORE CENTER: 0352
PROJECT TYPE: BLUE HORIZON RELOCATION
FRANCHISEE: REETZ, DOUG
DATE: 10/8/2021

DRAWING NO:
A7.0

GENERAL NOTES



- NOTES
- EXISTING SUPPLY VOLT TO REMAIN
 - EXISTING SUPPLY VOLT
 - EXISTING RETURN PROP
 - EXISTING RTU TO REMAIN AS FOUND
 - REMOVE EXISTING SUPPLY DIFFUSERS REPLACE WITH NEW LAY STYLE DIFFUSERS AS SHOWN

VENTILATION SCHEDULE - RETAIL SALES

ACTIVITY	OCUPANTS	CFM/OCUP	CFM/RSQ	CFM	CFM PER'V	CFM PROVIDED
RETAIL SALES	16	1.6	110	110	.8	137
SHIPPING/RECEIVING	10	1.0	100	100	.8	121
COPY/PRINTING	4	1.0	40	40	.8	48
TOTAL CFM REQ'D			250			306
CFM PROVIDED						306

VENTILATION SCHEDULE

ACTIVITY	PEOPLE/1000 RSQ	RSQ	OCUPANTS	CFM/PERSON	CFM/RSQ	CFM
RETAIL SALES	16	1100	8	1.6	1.10	110
COPY/PRINT	4/1000	919	4	1.0	.86	79
SHIPPING/RECE	1/1000	660	1	1.0	.12	101
TOTAL CFM						290
EFFICIENCY						.8
CFM REQ'D						362
CFM PROVIDED						400

NET MIN REQ TO 400 CFM

HVAC FLOOR PLAN
1/4" = 1'-0"

City of Puyallup
Development & Permitting Services
ISSUED PERMIT

Building	Planning
Engineering	Public Works
Fire	Traffic

REVISIONS

DATE	CHANGE

DRAWN: [Signature]

DESIGN: [Signature]

DATE: 11/15/21

APPROVED: [Signature]

UPS STORE TENANT IMPROVEMENT HVAC MODIFICATIONS

HVAC

4707 SWEETWIAN SUITE 200 PUYALLUP WA 98449

AIR CONDITIONING/DESIGN & INSTALLATION

Air Systems Engineering Inc.

COMFORT SYSTEMS USA

AIR CONDITIONING/SHEET METAL/REFRIGERATION/PROFESSIONAL ENGINEERS/SERVICE & MAINTENANCE

SHEET NO. 1 OF 1

JOB NO. 11197