


Approval of submitted plans is not an approval of omissions or oversight by this office or noncompliance with any applicable regulations of local government. The contractor is responsible for making sure that the building complies with all applicable building codes and regulations of the local government.

City of Puyallup Development & Permitting Services ISSUED PERMIT	
Building	Planning
Engineering	Public Works
Fire	Traffic

City of Puyallup
Building
REVIEWED
FOR
COMPLIANCE
DLeahy
08/30/2022
3:11:35 PM



20'-0" Fascia



1) PHOTO INLAY EXISTING SIGNAGE (REMOVE AND SCRAP)
SCALE: N/A



3) PHOTO INLAY PROPOSED SIGNAGE
SCALE: N/A

FULL SIZED LEDGIBLE COLOR PLANS ARE
REQUIRED TO BE PROVIDED BY THE
PERMITTEE ON SITE FOR ALL
INSPECTIONS MIN. PLAN SIZE 11 X 17

PRSG20221067

FABRICATION SPECIFICATIONS

1	PAN CHANNEL	LIGHTING	WHITE LED
		FACE COLOR	WHITE ACRYLIC #2447
		VINYL COLOR	3M RED (V1), 3M YELLOW (V2) 3M GREEN (V3)
		TRIM CAP COLOR	WHITE
		TRIM CAP SIZE	3/4"
		RETURN COLOR	PRE-PAINTED WHITE
	RETURN DEPTH	3"	
2	RACEWAY	MATERIAL	FABRICATED ALUMINUM
		RACEWAY COLOR	PTM FASCIA
		MOUNTING	3/8" LAGS @ 4' O.C.

GENERAL NOTES

PROVIDE & INSTALL ONE NEW 2' X 10' SF INT/ILLUM. PAN CHANNEL LETTER/ LOGO SIGN ON EXPOSED RACEWAY ON BUILDING FASCIA. REMOVE & SCRAP EXISTING SIGN.

REVISIONS

- 1) X
- 2)
- 3)
- 4)

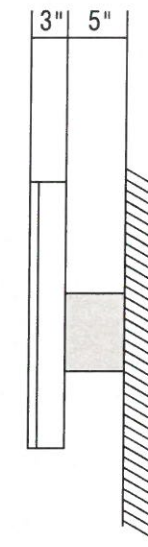
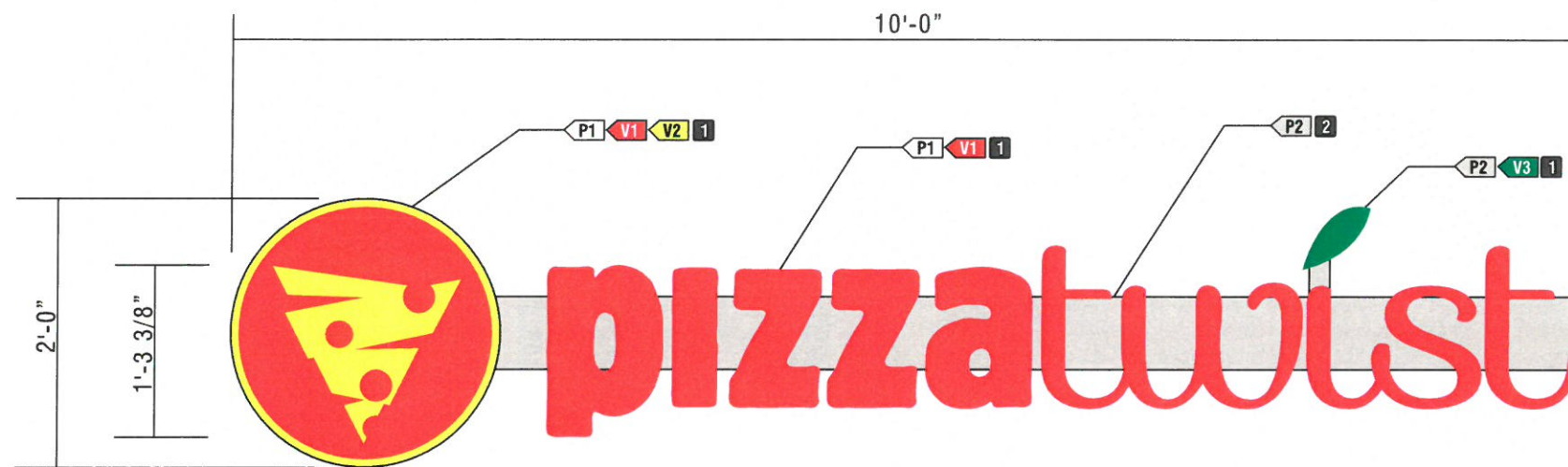
COLOR KEY

◁ P1	PAINT	PREFINISHED WHITE
◁ P2	PAINT	PAINT TO MATCH FASCIA (APPROX. PMS #7534)
◁ V1	VINYL	3M #43 LT. TOMATO RED
◁ V2	VINYL	3M #015 YELLOW
◁ V3	VINYL	3M #156 VIVID GREEN

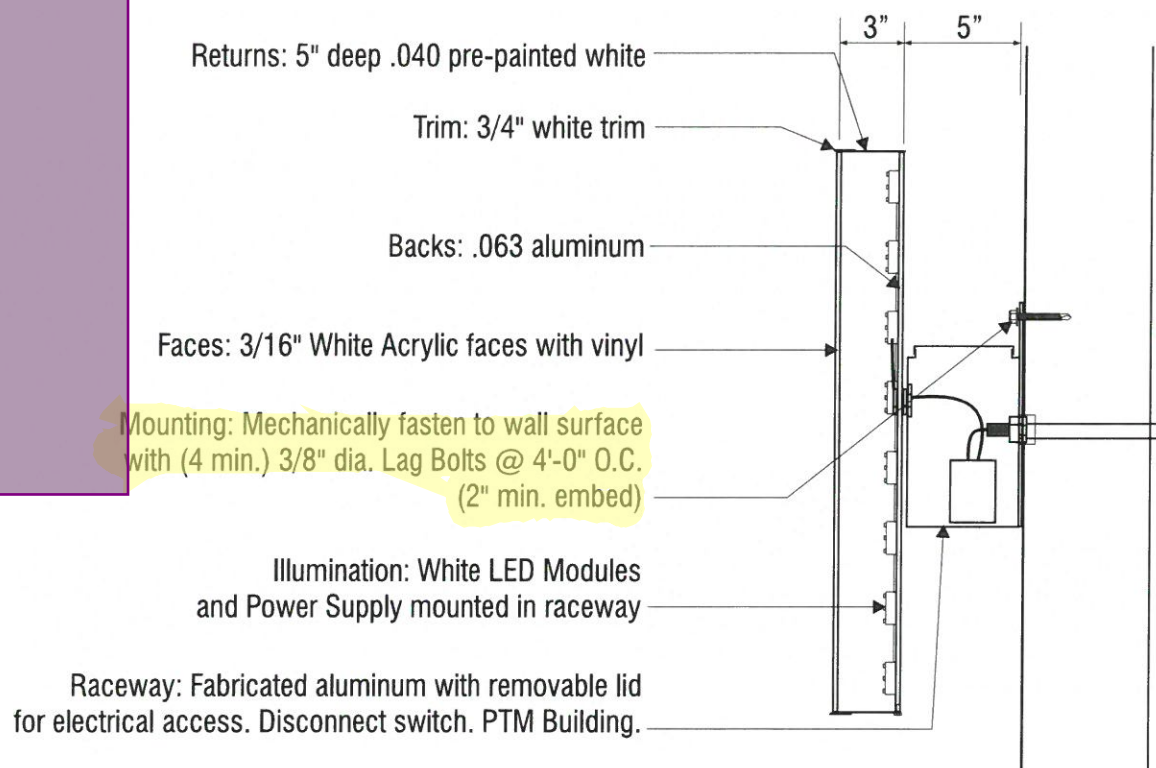
NOTE: THE COLORS DEPICTED ON THIS RENDERING REPRESENT COLOR INTENT ONLY AND MAY NOT MATCH ACTUAL COLORS ON FINISHED PRODUCT. PLEASE REFER TO COLOR CALL-OUTS AND SPECIFIED VENDOR SAMPLES FOR APPROVED COLOR SPECIFICATIONS.

APPROVALS

SALES REP: _____
 CUSTOMER: _____
 LANDLORD: _____



Sign A
 1) PAN CHANNEL LETTERS ON AN EXPOSED RACEWAY 20 SQ. FT.
 QUANTITY: 1 SCALE: 3/4" = 1'-0"



2) Section View- Channel Letter on Raceway
 Scale: NTS

Disconnect switch in primary to be within sight of sign (sign includes power supply enclosure) REF: NEC 110-3 [B] 600-2, 600-4
 Primary electrical source (1/2" conduit minimum) REF: NEC 600-6, 600-21

Mounting: Mechanically fasten to wall surface with (4 min.) 3/8" dia. Lag Bolts @ 4'-0" O.C. (2" min. embed)

Illumination: White LED Modules and Power Supply mounted in raceway

Raceway: Fabricated aluminum with removable lid for electrical access. Disconnect switch. PTM Building.

City of Puyallup
 Development & Permitting Services
ISSUED PERMIT

Building	Planning
Engineering	Public Works
Fire	Traffic

APPROVED PLAN
 CITY OF PUYALLUP
 PLANNING DIVISION

APPROVED BY: GClark
 DATE: 08/31/2022
 CASE NO.: PRSG20221067
 CONDITIONS:

PRSG20221067