

Plan Change Request

Development Services
333 S. Meridian
Puyallup, WA 98371
Phone: 253-864-4165
www.cityofpuyallup.org



A plan change request is necessary for civil projects that propose substantial changes to the approved civil plans and requires additional review by City of Puyallup review staff. This application should be filled out completely and sent directly to the City Review Engineer assigned to the civil permit application via email.

Project Information

Site Address/ Parcel #: 325 Todd Road NW Permit #: PRCCP20240215
Owner: Puyallup Training Property, LLC c/o Trammell Crow Company Email: cmcgeever@trammellcrow.com
Design Engineer: Chris Bicket Email: bicket@tenw.com
Contractor: Pennon Construction Email: jacobb@pennonconstruction.com

Originator of the Request: Owner Design Engineer Contractor City of Puyallup

- Does this request require a deviation from city standards? Yes No
- If yes, submit an [Alternative Method's Request](#) via the [CityView Portal](#) instead of this form

➤ Indicate the development infrastructure being affected OTHER - ROW Street Lighting
 Road Storm Water Sanitary Grading Erosion Control

➤ Specify the approved civil plans affected: IL-01 THRU IL-03

➤ Describe the change(s) being requested:
Light Pole #2 shifted approximately 6-ft West to maintain clearance from fire hydrant.
Light Pole #8 was shifted approximately 5-ft West to maintain clearance from power pole.
Added new conduit & junction box to connect existing PSE light pole to new City owned illumination system as requested by the City.

➤ All signatures are required to process this request unless initiated by the City of Puyallup. Final approval/denial will be made by the City Review Engineer. All changes must be fully approved/denied prior to any work on the requested changes. Any work completed prior to approval is at the risk of the developer/contractor and may not be approved by the City.

Digitally signed by McGeever, Cristine @ Seattle
DN: C=US, E=cmcgeever@trammellcrow.com, CN=Chris Bicket
Date: 2025.03.18 17:00:09 -0700

Owner

Digitally signed by Chris Bicket
DN: C=US, E=bicket@tenw.com, CN=Chris Bicket
Date: 2025.03.19 07:42:28 -0700

Design Engineer

Digitally signed by Jacob Brown
DN: C=US, E=jacob@pennonconstruction.com, CN=Jacob Brown
Date: 2025.03.18 17:04:19 -0700

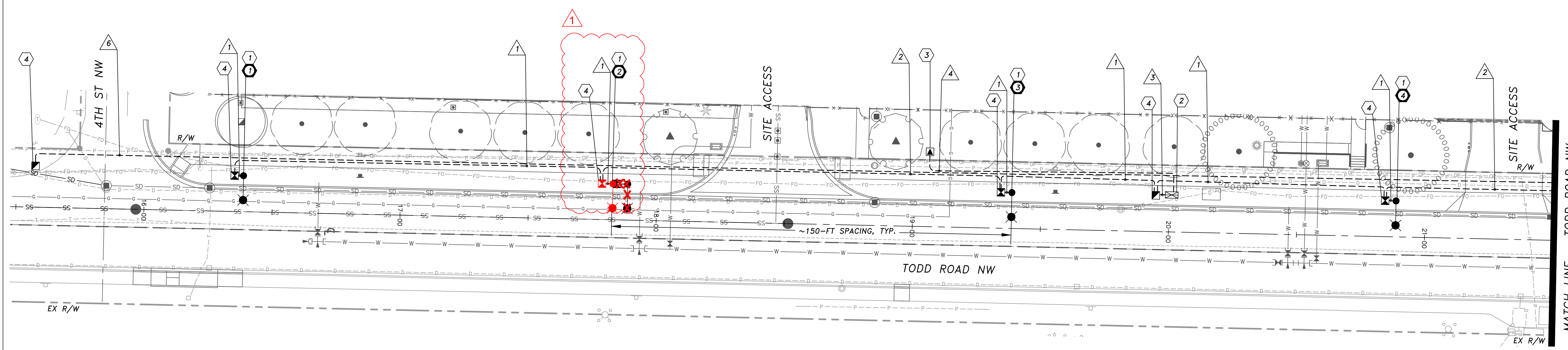
Contractor

City Inspector

City Reviewer

Approved/ Denied

Date: 3/21/2025



MATCH LINE - TODD ROAD NW
STA 21+50 - SEE IL-02

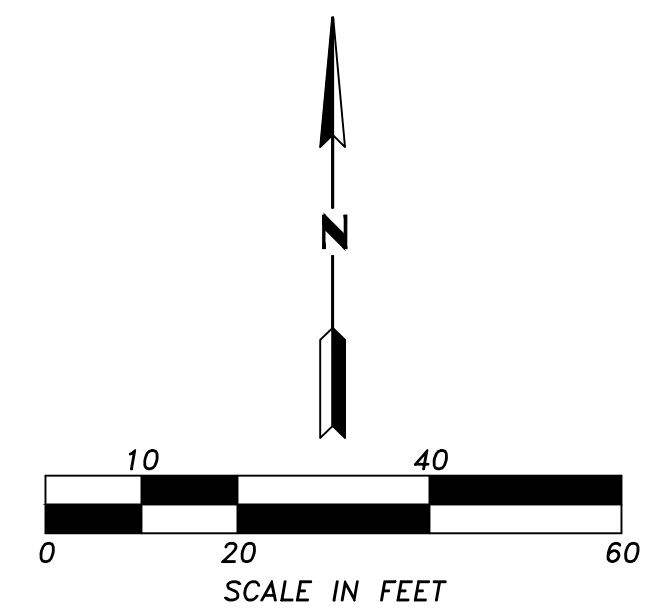
**CITY OF PUYALLUP
POLE SPACING REQUIREMENTS**

ROADWAY	CLASSIFICATION	MAX. SPACING
TODD ROAD NW	COMMERCIAL	150'

* CITY OF PUYALLUP STANDARDS SECTION 102.12

ILLUMINATION LEGEND

NEW	DESCRIPTION
	JUNCTION BOX TYPE 1,2
	STREET SCALE LIGHT STANDARD
	CONDUIT/CONDUCTOR
	SERVICE CABINET
	TRANSFORMER
	CONSTRUCTION NOTE
	LIGHT POLE NUMBER
	WIRE NOTE



ILLUMINATION CONSTRUCTION NOTES

- ① CONSTRUCT FOUNDATION PER CITY OF PUYALLUP STANDARD PLAN 01.05.06. FURNISH AND INSTALL NEW LUMINAIRE WITH SHORTING CAP, POLE AND ARM PER CITY OF PUYALLUP STANDARD PLANS 01.05.01, 01.05.02, 01.05.03 & 01.05.04, SHEET IL-04, AND PER ILLUMINATION POLE SCHEDULE, IL-03.
- ② CONSTRUCT FOUNDATION PER CITY OF PUYALLUP STANDARD PLAN 01.05.05. FURNISH AND INSTALL NEW SERVICE METER CABINET WITH REMOTE PHOTOCELL PER CITY OF PUYALLUP STANDARD PLAN 01.06.05. CITY ENGINEER SHALL CONFIRM FINAL LOCATION PRIOR TO INSTALLATION.
- ③ POWER SOURCE SHALL BE TRANSFORMER INSTALLED BY PSE. CONTRACTOR SHALL INSTALL CONDUIT AND CONDUCTORS TO POWER SOURCE LOCATION. CONTRACTOR SHALL COORDINATE WITH PSE TO SCHEDULE CONNECTION AND THE COMPLETION OF ALL FORMS/APPLICATIONS AND PAYMENT OF ALL ASSOCIATED FEES. PSE SHALL MAKE FINAL CONNECTION TO POWER SOURCE.
- ④ INSTALL NEW JUNCTION BOX PER CITY OF PUYALLUP STANDARD PLAN 01.06.01.
- ⑤ EXISTING STREET LIGHT POLE TO REMAIN. CITY OF PUYALLUP TO COORDINATE TRANSITION OF OWNERSHIP AND DE-ENERGIZATION OF STREET LIGHT POLE WITH PSE.
- ⑥ EXTEND NEW CONDUIT TO EXISTING JUNCTION BOX. PULL NEW ILLUMINATION CONDUCTORS THROUGH EXISTING JUNCTION BOX & EXISTING CONDUIT TO CONNECT EXISTING STREET LIGHT POLE TO NEW CITY OWNED ILLUMINATION SYSTEM.

ILLUMINATION WIRING SCHEDULE

NO.	RACEWAY CONDUIT SIZE	ILLUM. #8	SVC. POWER #2	EQUIP. GRND	DETECTABLE * PULL WIRE
1	2" SCH40 PVC	2		1	
2	2" SCH80 PVC	2		1	
3	3" SCH40 PVC	2		1	
4	3" SCH80 PVC		3		
5	2" SCH40 PVC (SPARE)				1
6	2" SCH80 PVC (SPARE)				1
7	EX**	2			

* EQUIPMENT GROUND SIZE SHALL BE EQUAL TO OR LARGER THAN THE LARGEST WIRE SIZE IN THE CONDUIT.
** ADDITIONAL EXISTING CONDUCTORS MAY BE PRESENT.

APPROVED

BY _____
CITY OF PUYALLUP
DEVELOPMENT ENGINEERING

DATE _____

NOTES: THIS APPROVAL IS VOID AFTER 180 DAYS FROM APPROVAL DATE. THE CITY WILL NOT BE RESPONSIBLE FOR ERRORS AND/OR OMISSIONS ON THESE PLANS. FIELD CONDITIONS MAY DICTATE CHANGES TO THESE PLANS AS DETERMINED BY THE DEVELOPMENT ENGINEERING MANAGER.

REVISION	DATE	BY
1 LUMINAIRE POLE SHIFTS & CONDUIT REVISIONS	03-14-25	BVL

DESIGNED BY:
DAG

DRAWN BY:
BVL

APPROVED BY:
CTB

ISSUE DATE:
08-05-2024

JOB NO.:
TENW #2022-380

DRAWING FILE NO.:



TENW
Transportation Engineering NorthWest

11400 SE 8th Street, Suite 200, Bellevue, WA 98004 | Office (425) 889-6747
Project Contact: Brenda Velazquez Lopez
Phone: 206-773-5386

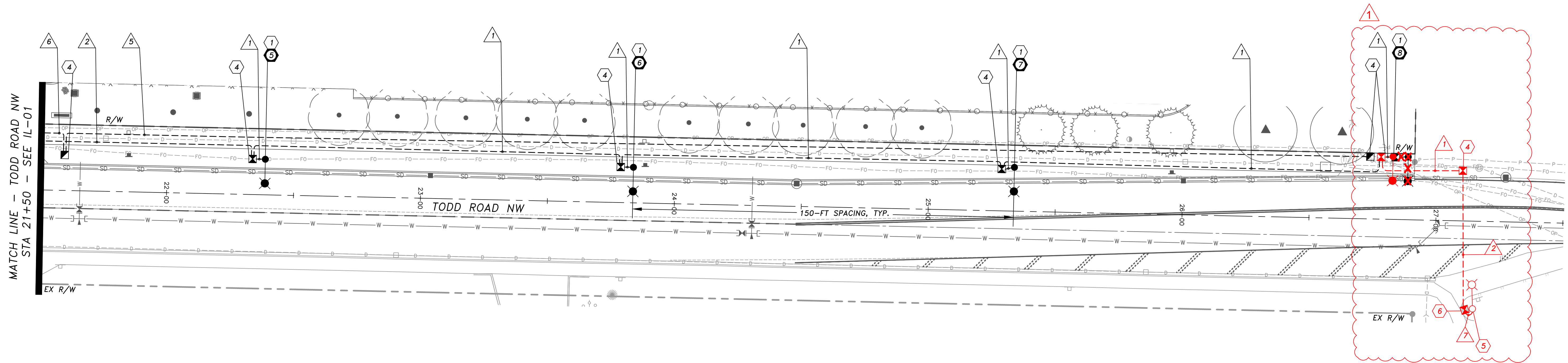
**TC NORTHWEST
DEVELOPMENT INC**
600 UNIVERSITY STREET
SUITE 2912
SEATTLE, WA 98101
CDOBBS@TRAMMELLCROW.COM
CRAIG DOBBS

PSE TODD ROAD OTC

ILLUMINATION PLAN

DRAWING NO.:
IL-01

SHEET NO.:
1
OF
4
SHEETS



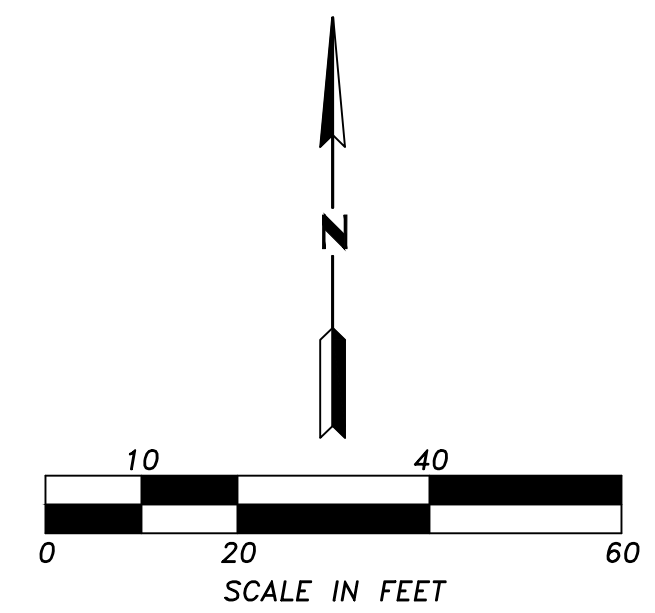
**CITY OF PUYALLUP
POLE SPACING REQUIREMENTS**

ROADWAY	CLASSIFICATION	MAX. SPACING
TODD ROAD NW	COMMERCIAL	150'

* CITY OF PUYALLUP STANDARDS SECTION 102.12

ILLUMINATION LEGEND

NEW	DESCRIPTION
⊠	JUNCTION BOX TYPE 1,2
●	STREET SCALE LIGHT STANDARD
---	CONDUIT/CONDUCTOR
⊞	SERVICE CABINET
▲	TRANSFORMER
○	CONSTRUCTION NOTE
⊙	LIGHT POLE NUMBER
△	WIRE NOTE



- ILLUMINATION CONSTRUCTION NOTES**
- CONSTRUCT FOUNDATION PER CITY OF PUYALLUP STANDARD PLAN 01.05.06. FURNISH AND INSTALL NEW LUMINAIRE WITH SHORTING CAP, POLE AND ARM PER CITY OF PUYALLUP STANDARD PLANS 01.05.01, 01.05.02, 01.05.03 & 01.05.04, SHEET IL-04, AND PER ILLUMINATION POLE SCHEDULE, IL-03.
 - CONSTRUCT FOUNDATION PER CITY OF PUYALLUP STANDARD PLAN 01.05.05. FURNISH AND INSTALL NEW SERVICE METER CABINET WITH REMOTE PHOTOCELL PER CITY OF PUYALLUP STANDARD PLAN 01.06.05. CITY ENGINEER SHALL CONFIRM FINAL LOCATION PRIOR TO INSTALLATION.
 - POWER SOURCE SHALL BE TRANSFORMER INSTALLED BY PSE. CONTRACTOR SHALL INSTALL CONDUIT AND CONDUCTORS TO POWER SOURCE LOCATION. CONTRACTOR SHALL COORDINATE WITH PSE TO SCHEDULE CONNECTION AND THE COMPLETION OF ALL FORMS/APPLICATIONS AND PAYMENT OF ALL ASSOCIATED FEES. PSE SHALL MAKE FINAL CONNECTION TO POWER SOURCE.
 - INSTALL NEW JUNCTION BOX PER CITY OF PUYALLUP STANDARD PLAN 01.06.01.
 - EXISTING STREET LIGHT POLE TO REMAIN. CITY OF PUYALLUP TO COORDINATE TRANSITION OF OWNERSHIP AND DE-ENERGIZATION OF STREET LIGHT POLE WITH PSE.
 - EXTEND NEW CONDUIT TO EXISTING JUNCTION BOX. PULL NEW ILLUMINATION CONDUCTORS THROUGH EXISTING JUNCTION BOX & EXISTING CONDUIT TO CONNECT EXISTING STREET LIGHT POLE TO NEW CITY OWNED ILLUMINATION SYSTEM.

ILLUMINATION WIRING SCHEDULE

NO.	RACEWAY CONDUIT SIZE	ILLUM. #8	SVC. POWER #2	EQUIP. GRND *	DETECTABLE * PULL WIRE
1	2" SCH40 PVC	2		1	
2	2" SCH80 PVC	2		1	
3	3" SCH40 PVC	2		1	
4	3" SCH80 PVC		3		
5	2" SCH40 PVC (SPARE)				1
6	2" SCH80 PVC (SPARE)				1
7	EX**	2			

* EQUIPMENT GROUND SIZE SHALL BE EQUAL TO OR LARGER THAN THE LARGEST WIRE SIZE IN THE CONDUIT.
** ADDITIONAL EXISTING CONDUCTORS MAY BE PRESENT.

APPROVED

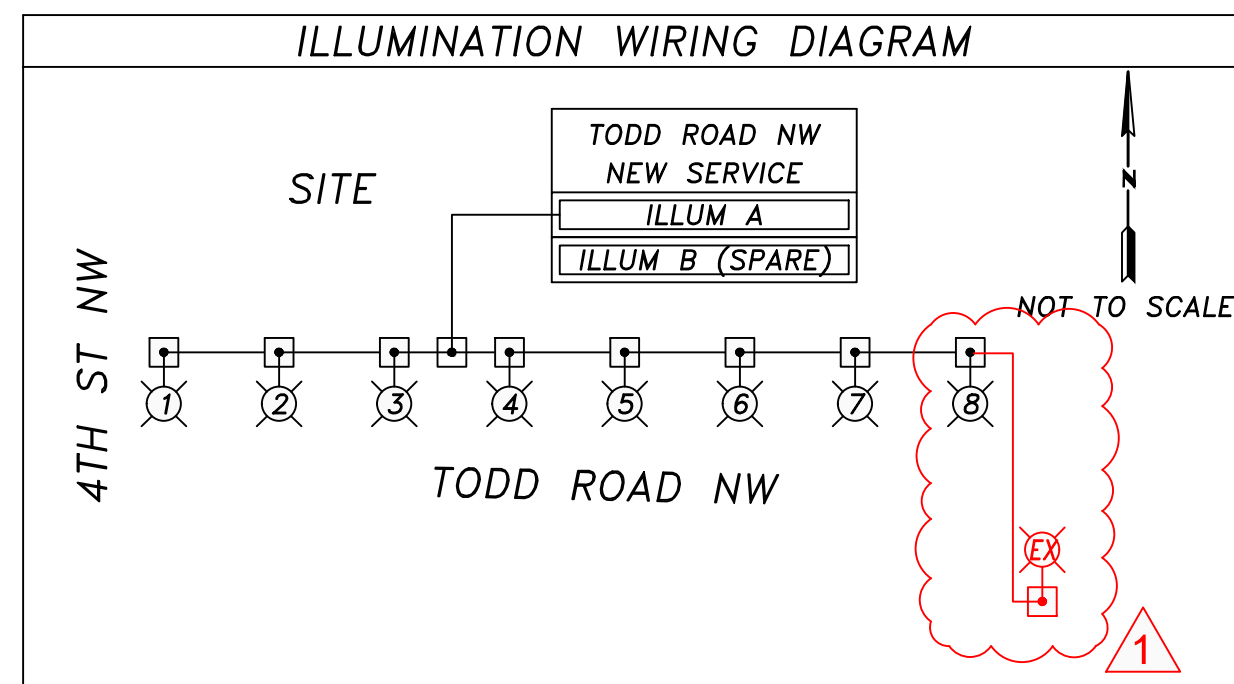
BY _____
CITY OF PUYALLUP
DEVELOPMENT ENGINEERING

DATE _____

NOTES: THIS APPROVAL IS VOID AFTER 180 DAYS FROM APPROVAL DATE. THE CITY WILL NOT BE RESPONSIBLE FOR ERRORS AND/OR OMISSIONS ON THESE PLANS. FIELD CONDITIONS MAY DICTATE CHANGES TO THESE PLANS AS DETERMINED BY THE DEVELOPMENT ENGINEERING MANAGER.

<table border="1"> <thead> <tr> <th>REVISION</th> <th>DATE</th> <th>BY</th> </tr> </thead> <tbody> <tr> <td>1 LUMINAIRE POLE SHIFTS & CONDUIT REVISIONS</td> <td>03-14-25</td> <td>BVL</td> </tr> </tbody> </table>	REVISION	DATE	BY	1 LUMINAIRE POLE SHIFTS & CONDUIT REVISIONS	03-14-25	BVL	DESIGNED BY: DAG DRAWN BY: BVL APPROVED BY: CTB	ISSUE DATE: 08-05-2024 JOB NO.: TENW #2022-380 DRAWING FILE NO.:		<p align="center">TENW Transportation Engineering NorthWest 11400 SE 8th Street, Suite 200, Bellevue, WA 98004 Office (425) 899-6747 Project Contact: Brenda Velazquez Lopez Phone: 206-773-5386</p>	<p align="center">TC NORTHWEST DEVELOPMENT INC 600 UNIVERSITY STREET SUITE 2912 SEATTLE, WA 98101 CDOBBS@TRAMMELLCROW.COM CRAIG DOBBS</p>	<p align="center">PSE TODD ROAD OTC</p> <p align="center">ILLUMINATION PLAN</p>	DRAWING NO.: IL-02
	REVISION	DATE	BY										
1 LUMINAIRE POLE SHIFTS & CONDUIT REVISIONS	03-14-25	BVL											
SHEET NO.: 2 OF 4 SHEETS													

ILLUMINATION POLE SCHEDULE														
LUM. POLE NO.	STREET	STATION	OFFSET	MOUNT. HEIGHT	VOLTAGE	ARM LENGTH	WATTAGE /TYPE	INITIAL LUMENS	LUMINAIRE TYPE - DISTRIBUTION	SHORTING CAP	POLE/ARM TYPE	BASE	SERVICE/CIRCUIT	COMMENT
①	TODD ROAD NW	16+38.5	14.0' LT	30'	240	12'	27W/LED	4,299	GCJ1-30J-MV-40K-4-GY-045-PCR7-4B-RWG-SWTB-LLPC	YES	STEEL	FIXED	A	INSTALL FOUNDATION PER CITY OF PUYALLUP STANDARD 01.05.06.
②	TODD ROAD NW	17+88.5 17+82.5	14.0' LT	30'	240	12'	27W/LED	4,299	GCJ1-30J-MV-40K-4-GY-045-PCR7-4B-RWG-SWTB-LLPC	YES	STEEL	FIXED	A	INSTALL FOUNDATION PER CITY OF PUYALLUP STANDARD 01.05.06.
③	TODD ROAD NW	19+38.5	14.0' LT	30'	240	12'	27W/LED	4,299	GCJ1-30J-MV-40K-4-GY-045-PCR7-4B-RWG-SWTB-LLPC	YES	STEEL	FIXED	A	INSTALL FOUNDATION PER CITY OF PUYALLUP STANDARD 01.05.06.
④	TODD ROAD NW	20+88.5	14.0' LT	30'	240	12'	27W/LED	4,299	GCJ1-30J-MV-40K-4-GY-045-PCR7-4B-RWG-SWTB-LLPC	YES	STEEL	FIXED	A	INSTALL FOUNDATION PER CITY OF PUYALLUP STANDARD 01.05.06.
⑤	TODD ROAD NW	22+38.5	14.0' LT	30'	240	12'	27W/LED	4,299	GCJ1-30J-MV-40K-4-GY-045-PCR7-4B-RWG-SWTB-LLPC	YES	STEEL	FIXED	A	INSTALL FOUNDATION PER CITY OF PUYALLUP STANDARD 01.05.06.
⑥	TODD ROAD NW	23+83.5	14.0' LT	30'	240	12'	27W/LED	4,299	GCJ1-30J-MV-40K-4-GY-045-PCR7-4B-RWG-SWTB-LLPC	YES	STEEL	FIXED	A	INSTALL FOUNDATION PER CITY OF PUYALLUP STANDARD 01.05.06.
⑦	TODD ROAD NW	25+33.5	17.0' LT	30'	240	12'	27W/LED	4,299	GCJ1-30J-MV-40K-4-GY-045-PCR7-4B-RWG-SWTB-LLPC	YES	STEEL	FIXED	A	INSTALL FOUNDATION PER CITY OF PUYALLUP STANDARD 01.05.06.
⑧	TODD ROAD NW	26+88.5 26+83.5	24.5' LT	30'	240	12'	27W/LED	4,299	GCJ1-30J-MV-40K-4-GY-045-PCR7-4B-RWG-SWTB-LLPC	YES	STEEL	FIXED	A	INSTALL FOUNDATION PER CITY OF PUYALLUP STANDARD 01.05.06.



NEW SERVICE BREAKER SCHEDULE TODD ROAD NW			
CIRCUIT	VOLTAGE	BREAKER	CONTACTOR
MAIN	240	100 AMP	N/A
ILLUM A	240	20 AMP	30 AMP
ILLUM B (SPARE)	240	20 AMP	30 AMP

ILLUMINATION GENERAL NOTES

- THE LOCATION OF ALL CONDUITS, JUNCTION BOXES, POLES AND CABINETS SHOWN ON THIS PLAN MAY BE SLIGHTLY ADJUSTED IN THE FIELD TO AVOID CONFLICTS. ALL FINAL LOCATIONS SHALL BE APPROVED BY THE CITY ENGINEER PRIOR TO CONSTRUCTION.
- ALL CONDUCTORS FOR ALL ELECTRICAL EQUIPMENT SHALL BE LABELED IN EACH JUNCTION BOX.
- ALL CONDUITS SHALL BE RIGID HOT-DIPPED GALVANIZED STEEL OR SCHEDULE 80 PVC WHEN EXPOSED ABOVE THE GROUND. SEE SPECIAL PROVISIONS.
- ALL JUNCTION BOXES SHALL BE PLACED BEHIND SIDEWALK, UNLESS OTHERWISE NOTED.
- ALL WORK SHALL BE IN ACCORDANCE WITH CITY OF PUYALLUP STANDARDS AND SPECIFICATIONS.
- THE LOCATIONS OF FEATURES SHOWN ARE APPROXIMATE AND SHALL BE VERIFIED IN THE FIELD BY THE CONTRACTOR AS NECESSARY.
- THE CONTRACTOR SHALL SUBMIT A REQUEST TO THE INSPECTOR FOR MATERIALS APPROVAL MIN. 30-DAYS PRIOR TO REQUIRED APPROVAL DATE.
- ALL WORK SHALL BE CONSISTENT WITH UTILITY AGENCY REQUIREMENTS. THE CONTRACTOR SHALL CONTACT ALL PERTINENT UTILITY AGENCIES 48 HOURS BEFORE COMMENCING WORK AND SHALL COORDINATE WITH AFFECTED UTILITY AGENCIES THROUGHOUT THE PROJECT.
- THE CONTRACTOR SHALL BE RESPONSIBLE FOR ANY DAMAGE TO EXISTING UTILITIES. THE CONTRACTOR SHALL NOTIFY THE AFFECTED UTILITY COMPANY AND THE CITY OF PUYALLUP IMMEDIATELY UPON DAMAGE.
- EXISTING FEATURES TO REMAIN UNLESS OTHERWISE NOTED.
- THE TOP ELEVATION OF ALL POLE FOUNDATIONS SHALL BE APPROVED BY THE INSPECTOR PRIOR TO PLACING CONCRETE.
- IF STREET LIGHT IS TO BE INSTALLED GREATER THAN 4 FEET FROM EDGE OF THE DRIVING SURFACE THE STREET LUMINAIRE ARMS SHALL BE ADJUSTED TO A DIMENSION THAT PROVIDES A MINIMUM OF 3-FT OVERHANG ONTO THE DRIVING SURFACE PER CITY OF PUYALLUP STANDARD PLAN 01.05.04.
- ANY NEW JUNCTION BOX WHICH WILL BE LOCATED WITHIN OR PARTIALLY WITHIN SIDEWALK SHALL HAVE LIDS AND FRAMES WITH A NON-SLIP COATING ON THE TOP SURFACE EQUAL TO MEBACT OR SLIPNOT#3.
- ALL PROJECT MATERIALS SHALL BE REVIEWED AND APPROVED BY THE CITY OF INSPECTOR PRIOR TO PROCUREMENT. MATERIALS NOT APPROVED BY THE CITY INSPECTOR SHALL NOT BE ALLOWED ON THE JOB SITE.
- SEE CITY OF PUYALLUP STANDARD PLANS 01.05.01 AND 01.05.02 FOR STREET LIGHT SPECIFICATIONS.
- A COPY OF THE LOAD CALCULATIONS SHALL BE PROVIDED TO THE CITY'S SIGNAL TECHNICIAN PRIOR TO INSTALLATION.
- AS PART OF THE DESIGN PROCESS, THE ENGINEER HAS ATTEMPTED TO CONFIRM THAT THERE ARE NO CONFLICTS WITH OVERHEAD POWER LINES OR SUBSURFACE UTILITIES. HOWEVER, IT IS POSSIBLE FOR THE EXISTING OR PROPOSED CONDITIONS TO CHANGE PRIOR TO IMPLEMENTATION OF THE SCOPE OF WORK IDENTIFIED ON THESE DOCUMENTS. AS THE FIRST ORDER OF BUSINESS, THE CONTRACTOR SHALL CONFIRM THAT THERE ARE NO CONFLICTS WITH SUBSURFACE UTILITIES. ADDITIONALLY, THE CONTRACTOR SHALL CONFIRM THAT THERE IS A MINIMUM 10-FT CLEARANCE PROVIDED BETWEEN OVERHEAD POWER LINES AND THE PROPOSED LUMINAIRE POLES PRIOR TO POLE PLACEMENT. ADDITIONAL CLEARANCE MAY BE REQUIRED AS DIRECTED BY THE UTILITY. THE CONTRACTOR SHALL CONTACT THE ENGINEER IMMEDIATELY IF A CONFLICT IS DISCOVERED.

CITY OF PUYALLUP ILLUMINATION GENERAL NOTES

- ALL WORK SHALL BE IN ACCORDANCE WITH CITY OF PUYALLUP PUBLIC WORKS STANDARDS AND WSDOT STANDARDS AND SPECIFICATIONS.
- THE LOCATIONS OF FEATURES SHOWN ARE APPROXIMATE AND SHALL BE VERIFIED BY THE CONTRACTOR PRIOR TO CONSTRUCTION START.
- UTILITY LOCATIONS ARE APPROXIMATE AND SHALL BE VERIFIED IN THE FIELD BY THE CONTRACTOR PRIOR TO ANY ILLUMINATION WORK.
- ALL WORK SHALL BE CONSISTENT WITH UTILITY AGENCY REQUIREMENTS. THE CONTRACTOR SHALL COORDINATE WITH AFFECTED UTILITY AGENCIES THROUGHOUT THE PROJECT. THE CONTRACTOR SHALL BE RESPONSIBLE FOR ANY DAMAGE TO UTILITIES.
- CONDUIT LOCATIONS ARE SHOWN FOR ILLUSTRATIVE PURPOSES. ACTUAL LOCATIONS SHALL BE DETERMINED BY THE CONTRACTOR IN THE FIELD.
- CONTRACTOR SHALL COORDINATE WITH THE CITY SIGNAL/ILLUMINATION TECHNICIAN AT 253-405-4390 PRIOR TO CONSTRUCTION.
- THE LOCATION OF ALL CONDUITS, JUNCTION BOXES, POLES, AND CABINETS SHOWN ON THIS PLAN MAY BE ADJUSTED IN THE FIELD TO AVOID CONFLICTS AND MEET ADA REQUIREMENTS. ALL FINAL LOCATIONS SHALL BE APPROVED BY THE CITY TRAFFIC ENGINEER PRIOR TO CONSTRUCTION.
- JUNCTION BOX LOCATIONS SHOWN ARE FOR ILLUSTRATIVE PURPOSES ONLY. JUNCTION BOXES SHALL BE FIELD LOCATED BY THE CONTRACTOR WITH DIRECTION FROM THE CITY.
- CONTRACTOR SHALL ADJUST JUNCTION BOX LIDS TO BE FLUSH WITH TOP OF SIDEWALK.
- ANY NEW JUNCTION BOX WHICH WILL BE LOCATED WITHIN OR PARTIALLY WITHIN SIDEWALK SHALL HAVE LIDS AND FRAMES WITH A NON-SLIP COATING ON THE TOP SURFACE EQUAL TO MEBACT OR SLIPNOT#3.
- IT IS THE SOLE RESPONSIBILITY OF THE DESIGN ENGINEER TO ENSURE STREETLIGHT DESIGN/PLACEMENT IS OUTSIDE OF THE 10FT MINIMUM SAFE ZONE AREA FROM PSE PRIMARY.

APPROVED

BY _____
CITY OF PUYALLUP
DEVELOPMENT ENGINEERING

DATE _____

NOTES: THIS APPROVAL IS VOID AFTER 180 DAYS FROM APPROVAL DATE. THE CITY WILL NOT BE RESPONSIBLE FOR ERRORS AND/OR OMISSIONS ON THESE PLANS. FIELD CONDITIONS MAY DICTATE CHANGES TO THESE PLANS AS DETERMINED BY THE DEVELOPMENT ENGINEERING MANAGER.

REVISION	DATE	BY
1 LUMINAIRE POLE SHIFTS & CONDUIT REVISIONS	03-14-25	BVL

DESIGNED BY:
DAG

DRAWN BY:
BVL

APPROVED BY:
CTB

ISSUE DATE:
08-05-2024

JOB NO.:
TENW #2022-380

DRAWING FILE NO.:



TENW
Transportation Engineering NorthWest

Transportation Planning | Design | Traffic Impact & Operations
11400 SE 8th Street, Suite 200, Bellevue, WA 98004 | Office (425) 899-6747
Project Contact: Brendo Velazquez Lopez
Phone: 206-773-5386

**TC NORTHWEST
DEVELOPMENT INC**
600 UNIVERSITY STREET
SUITE 2912
SEATTLE, WA 98101
CDOBBS@TRAMMELLCROW.COM
CRAIG DOBBS

PSE TODD ROAD OTC

ILLUMINATION PLAN

DRAWING NO.:
IL-03

SHEET NO.:
3
OF
4
SHEETS