

Approval of submitted plans is not an approval of omissions or oversights by this office or non compliance with any applicable regulations of local government. The contractor is responsible for making sure that the building complies with all applicable codes and regulations of the local government.

The approved construction plans, documents, and all engineering must be posted on the job at all inspections in a visible and readily accessible location.

Full sized legible color plans are required to be provided by the permittee on site for inspection.

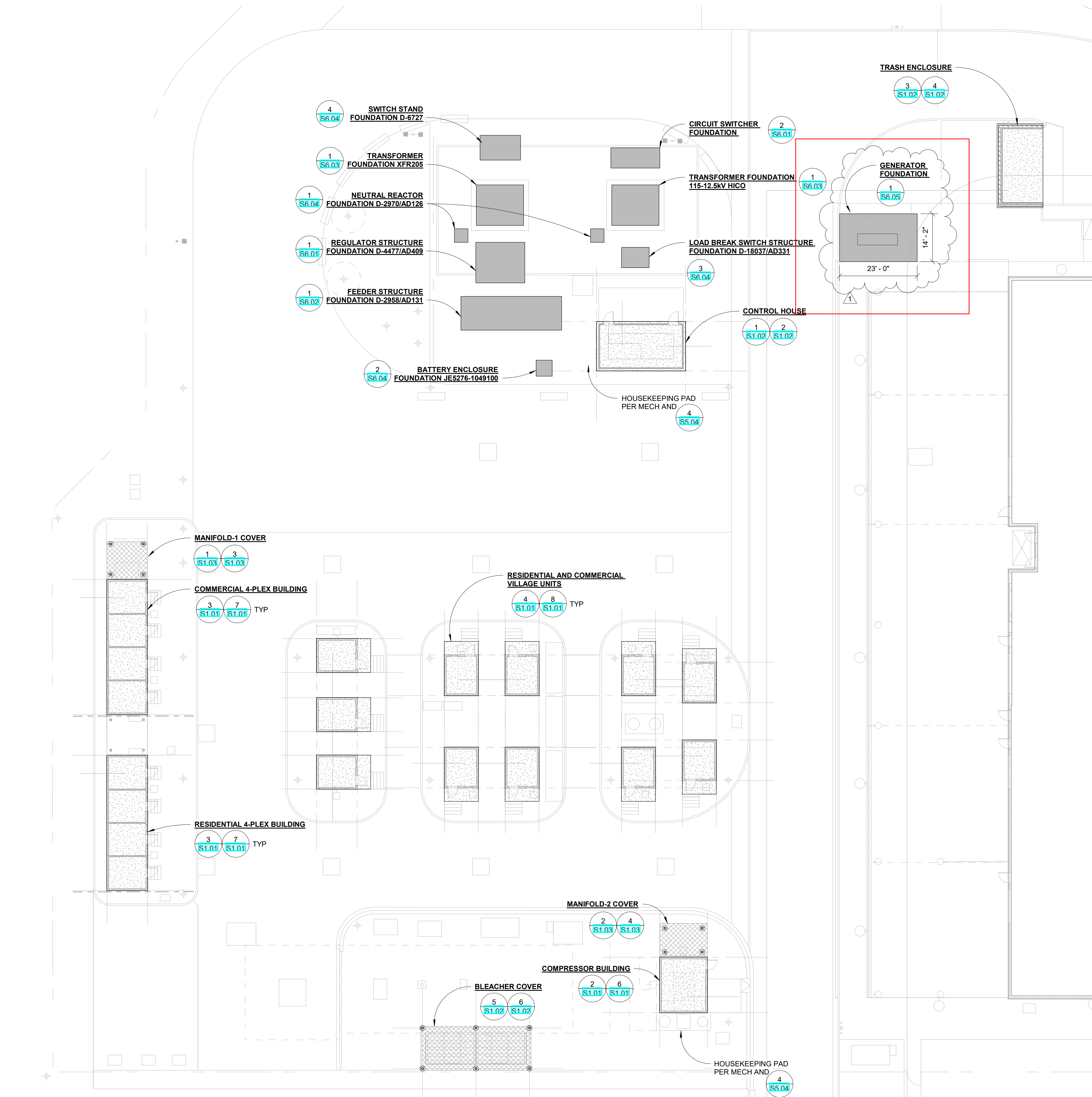
Separate Electrical Permit is required with the Washington State Department of Labor & Industries. <https://lni.wa.gov/licensing-permits/electrical/electrical-permits-fees-and-inspections> or call for Licensing Information: 1-800-647-0982

City of Puyallup
Development & Permitting Services
ISSUED PERMIT

Building	Planning
Engineering	Public Works
Fire	Traffic

City of Puyallup
Building Reviewed for Compliance


SKinnear
05/01/2025
8:37:13 AM



1 OUTDOOR TRAINING SITE STRUCTURES - FOUNDATION PLAN
1/16" = 1'-0"



ARCHITECTURE | INTERIOR DESIGN
zervasgroup.com
259 Prospect Street
Bellingham, WA 98225
360.734.4744



DIGITAL SEAL ON PDF FILE

PRCT120250486

100% CD SET

REV	ISSUED FOR	Date
1	100% CD REVS	8/5/24

PLAN NORTH
SCALE:
1/16" = 1'-0"

PSE - OPERATIONAL TRAINING CENTER



OUTDOOR TRAINING SITE STRUCTURES - OVERVIEW PLAN

PROJECT#: 21239
DRAWN BY: GK
CHECKED BY: DL
DATE ISSUED: 1/26/24

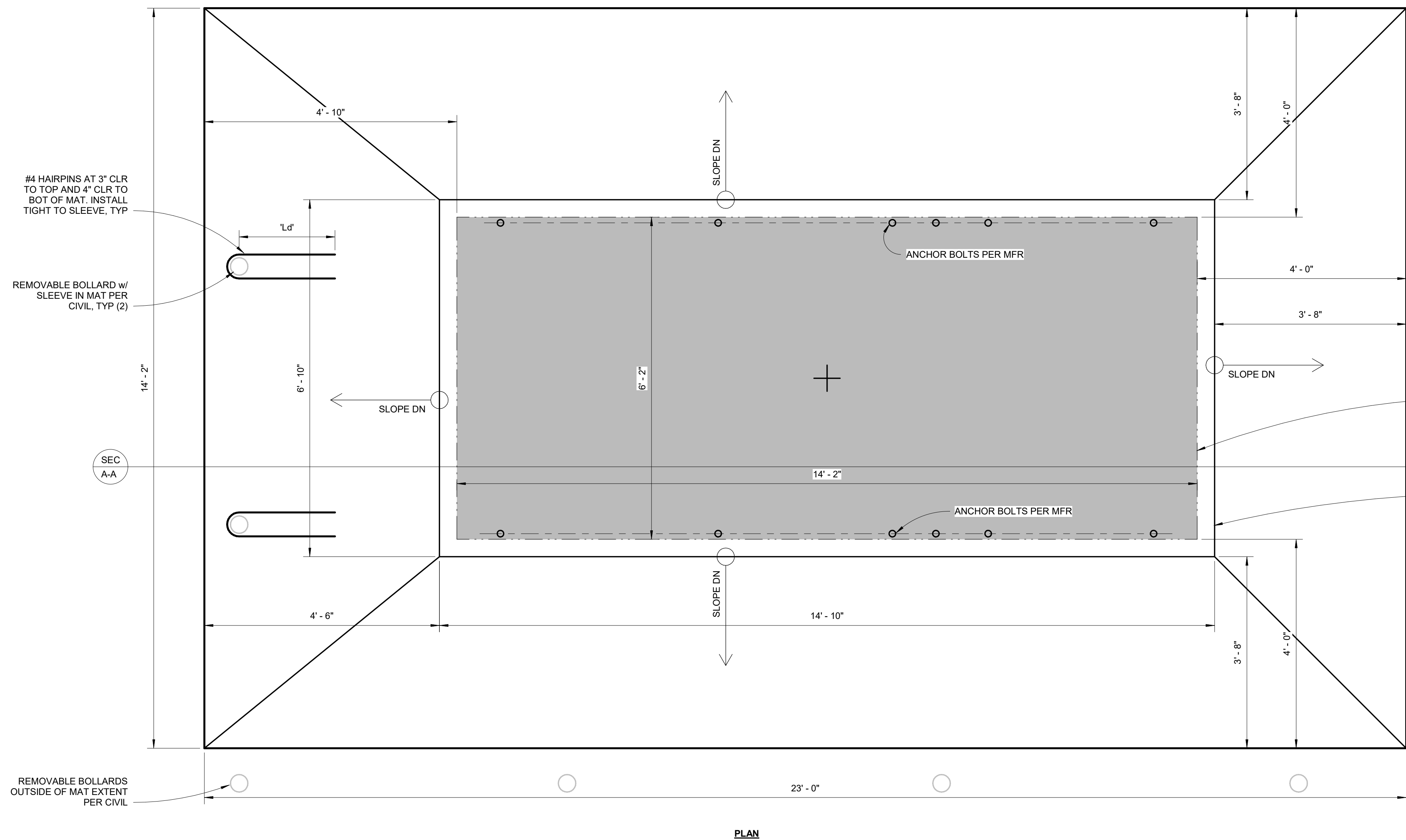
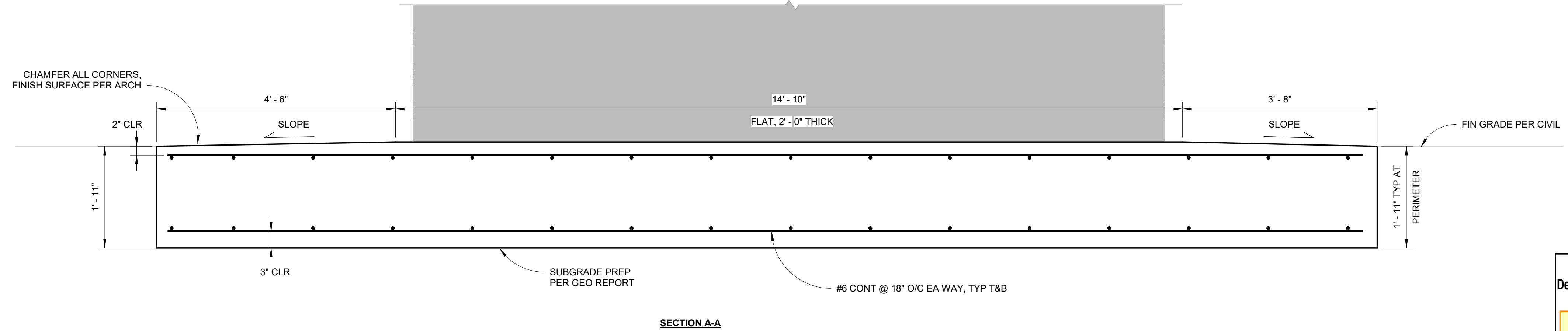
S1.00



ARCHITECTURE | INTERIOR DESIGN
ZERVASGROUP.COM
208 Prospect Street
Bellingham, WA 98225
360.734.4744



DIGITAL SEAL ON PDF FILE



City of Puyallup
Development & Permitting Services
ISSUED PERMIT

Building	Planning
Engineering	Public Works
Fire	Traffic

PRCT120250486

100% CD SET

REV	ISSUED FOR	Date
1	100% CD REVS	8/5/24

PLAN NORTH

SCALE:
3/4" = 1'-0"

PSE - OPERATIONAL TRAINING CENTER

GENERATOR FOUNDATION

PROJECT#:	21239
DRAWN BY:	GK
CHECKED BY:	DL
DATE ISSUED:	8/5/24

S6.05

1 GENERATOR PAD FOUNDATION PLAN
3/4" = 1'-0"