
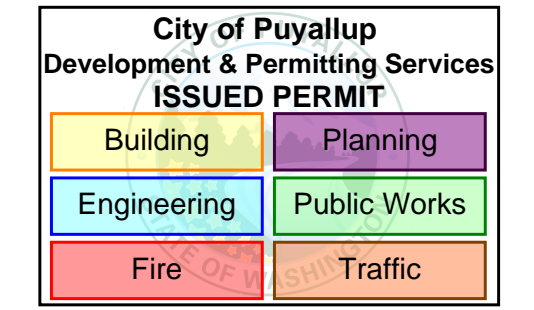


COSTCO PUYALLUP FLEET RESTROOM FIRE ALARM PLAN



THE APPROVED CONSTRUCTION PLANS AND ALL ENGINEERING MUST BE POSTED ON THE JOB AT ALL INSPECTIONS IN A VISIBLE AND READILY ACCESSIBLE LOCATION.

Approval of submitted plans is not an approval of omissions or oversight by this office or noncompliance with any applicable regulations of local government. The contractor is responsible for making sure that the building complies with all applicable building codes and regulations of the local government.

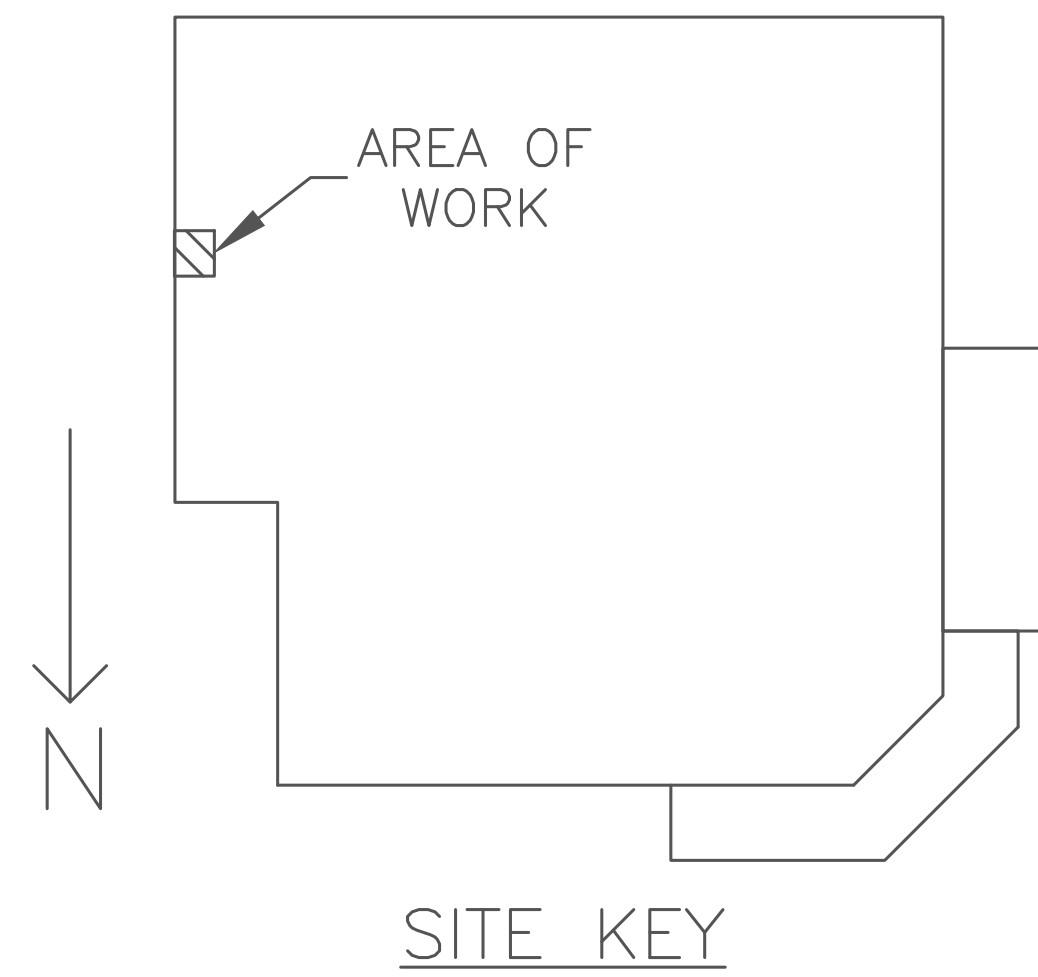


SOUND ELECTRONICS
3409 SOUTH 37th STREET
Tacoma, Washington 98409
(253) 472-2955 1-800-635-3330

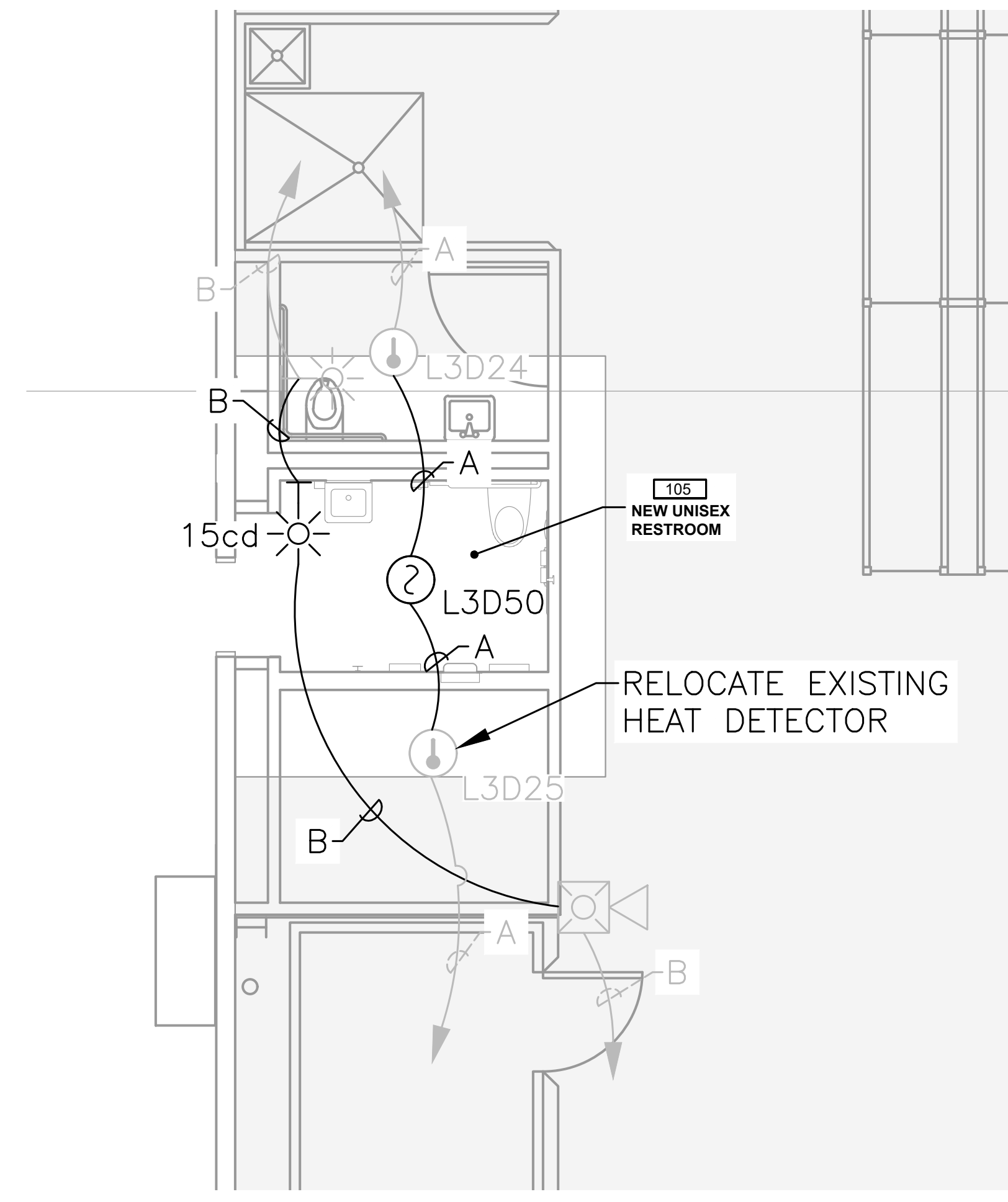
ELECTRICAL CONTRACTOR
ADVANCED ELECTRICAL
1121 COLUMBIA BLVD
LONGVIEW, WA 98632

FIRE ALARM SYSTEM LEGEND	
SYMBOL	DESCRIPTION
⊙	SMOKE DETECTOR (MOUNT ON A 2-1/8" 4-SQUARE WITH 3" Ø MUD RING.)
Ⓢ	HEAT DETECTOR (MOUNT ON A 2-1/8" 4-SQUARE WITH 3" Ø MUD RING.)
⊙	WALL MOUNTED STROBE (MOUNT ON A 4-SQUARE BOX WITH A SINGLE GANG MUD RING)

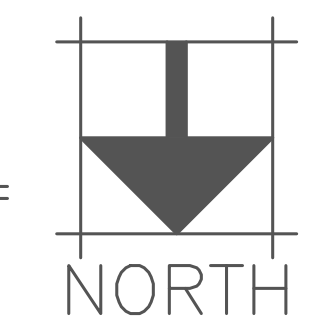
FIRE ALARM WIRING LEGEND	
SYMBOL	DESCRIPTION
↔A	2 COND 16 AWG WEST PENN 60991B OR EQUAL
↔B	2 COND 14 AWG WEST PENN 60993B OR EQUAL



DRAWINGS REVIEWED BY:
JEFFREY L BLOOMQUIST
NICET FIRE PROTECTION
ENGINEERING TECHNOLOGY
FIRE ALARM SYSTEMS, LEVEL III
TECHNICIAN ID: 91254
CERTIFICATION EXPIRES: APRIL 1, 2026



FLEET RESTROOM
FIRE ALARM PLAN
SCALE: 1/4" = 1'-0"



APPROVALS

PROJECT NUMBER	2668-006
BUILDING	PUYALLUP COSTCO
	1201 39TH AVE SW
	PUYALLUP, WA 98373
DESIGNER	EDWARD SPARKS
REVIEWED BY	JEFF BLOOMQUIST
TYPE	COSTCO PUYALLUP FLEET RESTROOM FIRE ALARM PLAN
SCALE	1/4" = 1'-0"
SHEET NO.	FA-1FRR
DWG. DATE	2/2/26
NO.	A
REASON	SUBMITAL
DATE	2/2/26