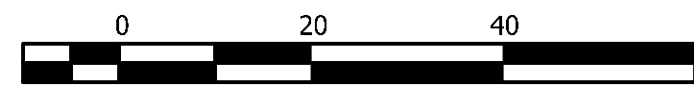
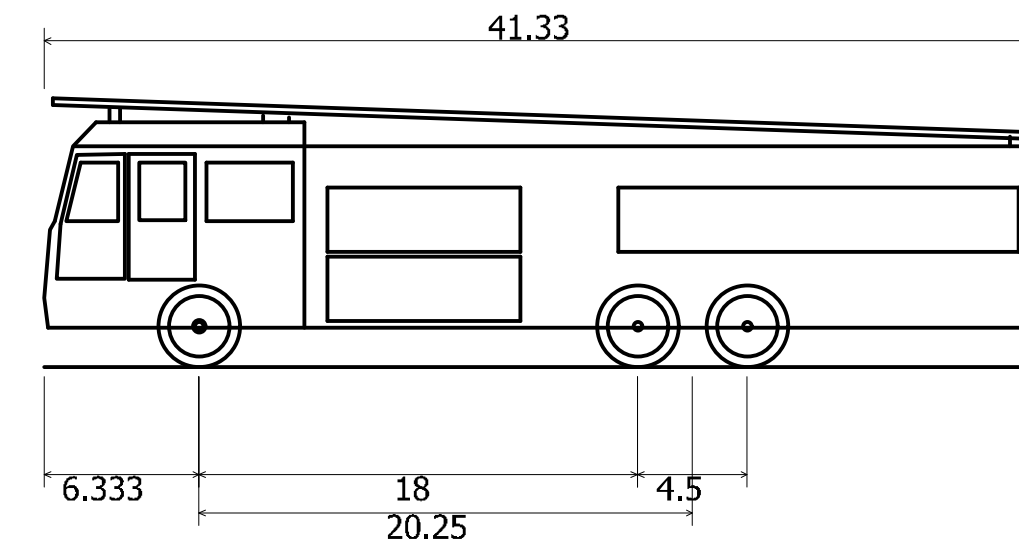
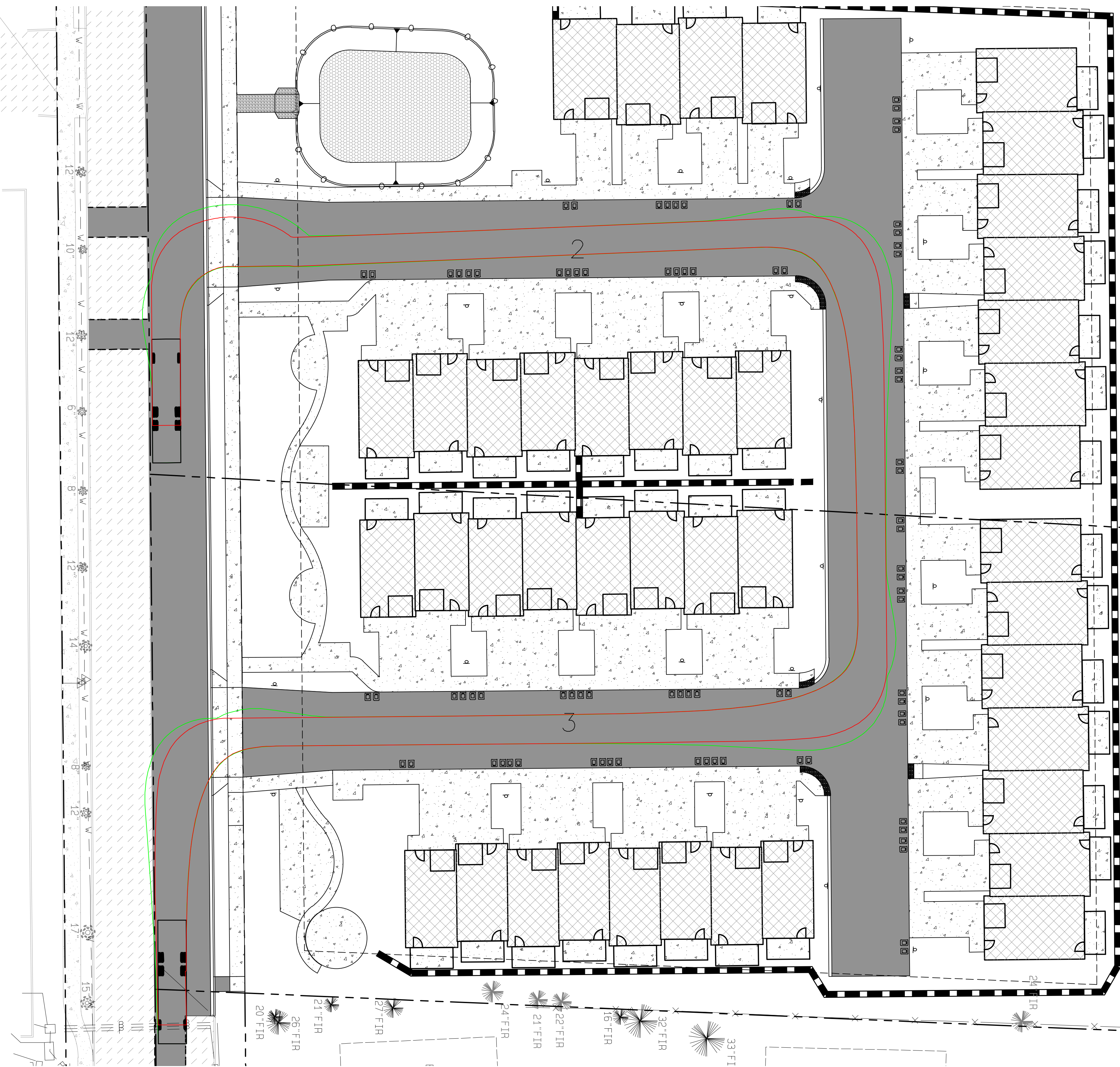


**BRADBURY TOWNHOMES**  
 A PORTION OF SECTION X, TOWNSHIP X, RANGE X, W.M.,  
 PIERCE COUNTY, WASHINGTON

GRAPHIC SCALE



1 INCH = 20 FEET (22"x34")  
 1 INCH = 40 FEET (11"x17")



E-ONE City of Puyallup  
 Overall Length  
 Overall Width  
 Overall Body Height  
 Min Body Ground Clearance  
 Track Width  
 Lock-to-lock time  
 Curb to Curb Turning Radius

41.330ft  
 9.458ft  
 11.000ft  
 1.590ft  
 9.458ft  
 6.00s  
 33.000ft

**VERIFICATION NOTE**

ALL EXISTING UTILITIES IN THE CONSTRUCTION AREA SHALL BE IDENTIFIED AND VERIFIED FOR DEPTH AND LOCATION PRIOR TO ANY CONSTRUCTION ACTIVITIES SO TO IDENTIFY ANY POTENTIAL CONFLICTS WITH PROPOSED CONSTRUCTION. CONTACT PROJECT ENGINEER IMMEDIATELY IF ANY CONFLICTS ARE IDENTIFIED.

PRIOR TO ANY CONSTRUCTION ACTIVITIES, VERIFY EXISTING TOPOGRAPHY IS CONSISTENT WITH WHAT IS SHOWN ON PLANS AND IF THERE ARE ANY POTENTIAL CONFLICTS WITH PROPOSED CONSTRUCTION ACTIVITIES. CONTACT PROJECT ENGINEER IMMEDIATELY IF ANY CONFLICTS ARE IDENTIFIED.

**CALL 811 AT LEAST 48 HOURS BEFORE YOU DIG**

REVISION	DESCRIPTION	DATE	BY

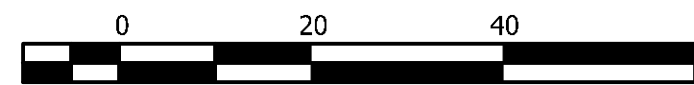
  

<p><b>CONTOUR</b>                  ENGINEERING • L.L.C.                  CIVIL ENGINEERS ~ SURVEYORS ~ LAND PLANNERS                  Phone: 253-857-5454 ~ Fax: 253-505-0044 ~ info@contourllc.com                  Mailing Address: P.O. Box 949, Gig Harbor, WA 98335                  Physical Address: 4706 97th Street NW, Suite 100, Gig Harbor, WA 98332</p>		CLIENT: XXX XXXXXX XXXXXXXXXX	PHONE: (XXX) XXX-XXX
		CONTACT: XXXXXX	

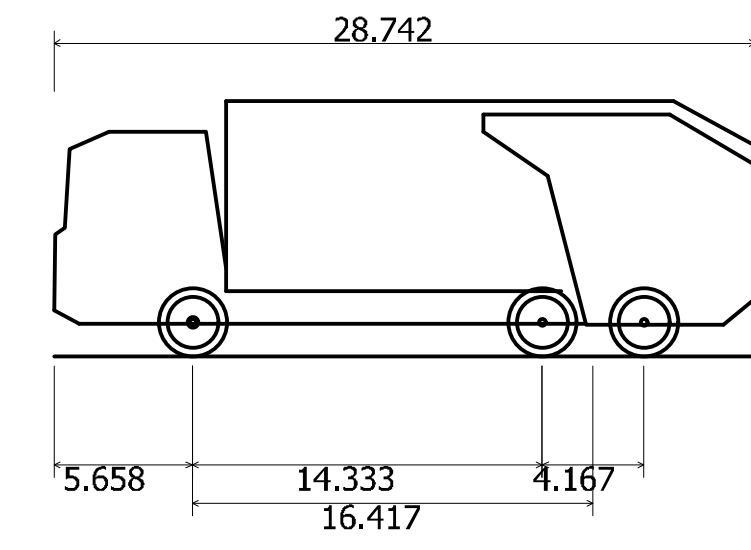
SHEET TITLE: AUTOTURN EXHIBIT - FIRE TRUCK	
DESIGNER: XX	ENGINEER: XX
DRAWN: R. HENRETTA	SX TX N R OXE WM
DATE: 2.5.2026	REVISED:
PROJECT: 20-223	DWG NAME: 20-223 AT
SHEET	REV.
AT-1	△
1 OF 2	

GRAPHIC SCALE



1 INCH = 20 FEET (22"x34")  
1 INCH = 40 FEET (11"x17")

BRADBURY TOWNHOMES  
A PORTION OF SECTION X, TOWNSHIP X, RANGE X, W.M.,  
PIERCE COUNTY, WASHINGTON



Mack TerraPro Low Entry 6x4 LEU 613 + Wayne Phoenix III  
Overall Length 28.742ft  
Overall Width 8.000ft  
Overall Body Height 10.481ft  
Min Body Ground Clearance 1.311ft  
Track Width 8.000ft  
Lock-to-lock time 6.00s  
Curb to Curb Turning Radius 34.000ft

**VERIFICATION NOTE**  
ALL EXISTING UTILITIES IN THE CONSTRUCTION AREA SHALL BE IDENTIFIED AND VERIFIED FOR DEPTH AND LOCATION PRIOR TO ANY CONSTRUCTION ACTIVITIES SO TO IDENTIFY ANY POTENTIAL CONFLICTS WITH PROPOSED CONSTRUCTION. CONTACT PROJECT ENGINEER IMMEDIATELY IF ANY CONFLICTS ARE IDENTIFIED.

PRIOR TO ANY CONSTRUCTION ACTIVITIES, VERIFY EXISTING TOPOGRAPHY IS CONSISTENT WITH WHAT IS SHOWN ON PLANS AND IF THERE ARE ANY POTENTIAL CONFLICTS WITH PROPOSED CONSTRUCTION ACTIVITIES. CONTACT PROJECT ENGINEER IMMEDIATELY IF ANY CONFLICTS ARE IDENTIFIED.

**CALL 811 AT LEAST 48 HOURS BEFORE YOU DIG**

REVISION	DESCRIPTION	DATE	BY

<p><b>CONTOUR</b> ENGINEERING • L.L.C. CIVIL ENGINEERS ~ SURVEYORS ~ LAND PLANNERS Phone: 253-857-5454 ~ Fax: 253-505-0044 ~ info@contourllc.com Mailing Address: P.O. Box 949, Gig Harbor, WA 98335 Physical Address: 4706 97th Street NW, Suite 100, Gig Harbor, WA 98332</p>		CLIENT: XXX XXXXXX XXXXXXXXXX	PHONE: (XXX) XXX-XXX
		CONTACT: XXXXXX	
SHEET TITLE: AUTOTURN EXHIBIT - GARBAGE TRUCK		DESIGNER: XX	ENGINEER: XX
		DRAWN: R. HENRETTA	SX TX N R OXE WM
		DATE: 2.5.2026	REVISED:
		PROJECT: 20-223	DWG NAME: 20-223 AT
SHEET	REV.		
AT-2			
2 OF 2			