

MultiCare Good Samaritan Hospital Kitchen

04.17.2026
PW PROJECT #162433.000

Perkins&Will

Address 1
Address 2
Address 3
City, State ZIP
1987 654 5210
1012.345.6789
perkinswill.com

401 15th Ave SE,
Puyallup,
WA 98372

PERMIT REV. 1



FACILITY	OWNER	ARCHITECT	FOOD SERVICE	STRUCTURAL	CIVIL	CONTRACTOR	PLUMBING	MECHANICAL	ELECTRICAL	PROJECT MNGR	Municipality Puyallup
MultiCare Good Samaritan Hospital 401 15th Ave SE, Puyallup, WA 98372 (253) 697-4000 (TEL)	MultiCare Health System 315 Martin Luther King, Jr. Way, Tacoma, WA 98405 (253) 403-1000 (TEL)	Perkins & Will 1301 5th Ave #2300, Seattle, WA 98101 (206) 381-6000 (TEL)	Inman Food Service Group 3807 Charlotte Avenue, Nashville, Tennessee 37209 615-321-5591 (TEL)	PCS 1011 Western Avenue, Suite 810 Seattle WA 98104 206.292.5076 (TEL)	AHBL 1200 5th Ave #1620, Seattle, WA 98101 (206) 267-2425 (TEL)	Abbott Construction 3488 1st Ave S, Seattle, WA 98134 (206) 467-8500 (TEL)	MacDonald Miller 1004 Madison St, Seattle, WA 98104 (206) 763-9400	MacDonald Miller 14900 Interurban Ave S, #143 Seattle, WA 98168 (206) 413-6095 (TEL)	EBD SERVICES 14900 Interurban Ave S, #143 Seattle, WA 98168 (206) 413-6095 (TEL)	TURNER & TOWNSEND 320 Fifth Avenue, Seattle, WA, 98104 206 470 9001 (TEL)	Puyallup Puyallup City Hall 333 S. Meridian Puyallup, WA 98371 253-841-4321 (TEL)

SHEET INDEX - PHASE 1

SHEET NUMBER	SHEET NAME	PHASE 1 PERMIT SET (04.24.2025) PHASE 1 PERMIT CORRECTIONS (07.11.2025) PHASE 1 PERMIT REVISION SET (04.17.2026)
D1-GENERAL		
G00-00	COVER	
G01-01	CODE COMPLIANCE EXCESS PLAN - PHASE 1	
G05-01	FIRE RESISTANCE DETAILS AND DIAGRAMS	
G08-01	PHASING DIAGRAMS	
D4-ARCHITECTURAL		
A00-01	REFERENCE SHEET	
A01-01	OVERALL EXISTING FLOOR PLAN LEVEL 01	
A04-01	DEMOLITION PLAN LEVEL 01	
A04-05	PARTIAL DEMOLITION PLANS	
A05-01	DEMOLITION REFLECTED CEILING PLANS	
A06-01	DEMOLITION REFLECTED CEILING SECTIONS	
A10-01	OVERALL FLOOR PLAN LEVEL 01	
A10-02	OVERALL FLOOR PLAN LEVEL 02	
A11-01	PARTIAL FLOOR PLAN LEVEL 01	
A11-02	PARTIAL FLOOR PLAN LEVEL 02	
A12-01	REFLECTED CEILING PLAN LEVEL 01	
A12-02	PARTIAL REFLECTED CEILING PLAN LEVEL 02	
A13-01	FINISH PLAN LEVEL 01	
A13-02	PARTIAL FINISH PLAN LEVEL 02	
A21-01	BUILDING SECTIONS	
A31-01	WALL SECTIONS	
A44-01	ENLARGED ELEVATION - LEVEL 01	
A45-01	CASEROCK PLANS AND ELEVATIONS	
A51-01	CEILING DETAILS	
A51-10	TYPICAL SUSPENDED CEILING DETAILS	
A61-01	PARTITION TYPE CHARTS & DETAILS	
A62-01	DOOR SCHEDULE	
A64-01	FINISH SCHEDULE AND LEGEND	
D5-STRUCTURAL		
S01-01	GENERAL NOTES	
S01-02	GENERAL NOTES	
S01-03	GENERAL NOTES	
S01-04	GENERAL NOTES	
S11-01	FRAMING PLAN - LEVEL 01	
S11-02	FRAMING PLAN - LEVEL 02	
S11-03	FRAMING PLAN - LEVEL 03	
S11-04	FRAMING PLAN - LEVEL 04	
S11-05	FRAMING PLAN - LEVEL 05	
S21-01	STEEL DETAILS	
S21-02	STEEL DETAILS	
S21-03	STEEL DETAILS	
S21-10	COLD FORMED STEEL FRAMING DETAILS	
S21-11	COLD FORMED STEEL FRAMING DETAILS	
S21-12	NON-BEARING COLD FORMED STEEL DETAILS	
D6-FOOD SERVICE		
FS01-00	PHASE 1 OVERALL	
FS01-000	OVERALL COMPLETE	
FS01-A.1	PHASE 1 (AREA - A) EQUIPMENT PLAN AND SCHEDULE	
FS01-A.2	PHASE 1 (AREA - A) PLUMBING PLAN AND SCHEDULE	
FS01-A.3	PHASE 1 (AREA - A) ELECTRICAL PLAN AND SCHEDULE	
FS01-A.4	PHASE 1 (AREA - A) SLAB BLOCK OUT - SLAB CONDITIONS PLAN	
FS01-A.5	PHASE 1 (AREA - A) SPECIAL CONDITIONS PLAN	
FS01-A.6	PHASE 1 (AREA - A) REFRIGERATION PLAN AND SCHEDULE	
FS01-A.7	DETAILS AND WALL BACKING DETAILS	
FS01-B.1	PHASE 1 (AREA - B) FINAL EQUIPMENT PLAN AND SCHEDULE	
FS01-B.1.1	PHASE 1 (AREA - B) STEP 1 EQUIPMENT PLAN AND SCHEDULE	
FS01-B.1.2	PHASE 1 (AREA - B) STEP 2 EQUIPMENT PLAN AND SCHEDULE	
FS01-B.2	PHASE 1 (AREA - B) FINAL PLUMBING PLAN AND SCHEDULE	
FS01-B.2.1	PHASE 1 (AREA - B) STEP 1 PLUMBING PLAN AND SCHEDULE	
FS01-B.2.2	PHASE 1 (AREA - B) STEP 2 PLUMBING PLAN AND SCHEDULE	
FS01-B.3	PHASE 1 (AREA - B) FINAL ELECTRICAL PLAN AND SCHEDULE	
FS01-B.3.1	PHASE 1 (AREA - B) STEP 1 ELECTRICAL PLAN AND SCHEDULE	
FS01-B.3.2	PHASE 1 (AREA - B) STEP 2 ELECTRICAL PLAN AND SCHEDULE	
FS01-B.4	PHASE 1 (AREA - B) SLAB BLOCK OUT PLAN	
FS01-B.5	PHASE 1 (AREA - B) FINAL SPECIAL CONDITIONS PLAN	
FS01-B.5.1	PHASE 1 (AREA - B) STEP 1 SPECIAL CONDITIONS PLAN	
FS01-B.5.2	PHASE 1 (AREA - B) STEP 2 SPECIAL CONDITIONS PLAN	
FS01-B.6	PHASE 1 (AREA - B) HOOD DETAILS 1 OF 3 HALTON DOCUMENTS	
FS01-B.6.1	PHASE 1 (AREA - B) DEMAND CONTROL DETAILS 2 OF 3 HALTON DOCUMENTS	
FS01-B.6.2	PHASE 1 (AREA - B) HOOD DETAILS 3 OF 3 HALTON DOCUMENTS	
FS01-B.7	DETAILS AND WALL BACKING DETAILS	
FS01-B.8	PHASE 1 (AREA - B) FINAL ELEVATION AND ISOMETRIC VIEWS	
FS01-B.9	PHASE 1 (AREA - B) FINAL ELEVATION AND ISOMETRIC VIEWS	
FS01-B.10	PHASE 1 (AREA - B) STEP 1 ELEVATION AND ISOMETRIC VIEWS	

SHEET INDEX - PHASE 1

SHEET NUMBER	SHEET NAME	PHASE 1 PERMIT SET (04.24.2025) PHASE 1 PERMIT CORRECTIONS (07.11.2025) PHASE 1 PERMIT REVISION SET (04.17.2026)
FS01-0	PHASE 2 OVERALL	
FS01-C.1	PHASE 2 (AREA - C) EQUIPMENT PLAN AND SCHEDULE	
FS01-C.2	PHASE 2 (AREA - C) PLUMBING PLAN AND SCHEDULE	
FS01-C.3	PHASE 2 (AREA - C) ELECTRICAL PLAN AND SCHEDULE	
FS01-C.4	PHASE 2 (AREA - C) SPECIAL CONDITIONS PLAN AND VENTILATION SCHEDULE	
FS01-C.9	PHASE 2 (AREA - C) ELEVATION AND ISOMETRIC VIEWS	
FS01-C.10	PHASE 2 (AREA - C) ELEVATION AND ISOMETRIC VIEWS	
FS01-C.11	PHASE 2 (AREA - C) ELEVATION AND ISOMETRIC VIEWS	
FS01-C.12	PHASE 2 (AREA - C) HOOD DETAILS 4 OF 5 HALTON DOCUMENTS	
FS01-C.13	PHASE 2 (AREA - C) DEMAND CONTROL DETAILS 5 OF 5 HALTON DOCUMENTS	
FS01-D.1	PHASE 2 (AREA - D) EQUIPMENT PLAN AND SCHEDULE	
FS01-D.2	PHASE 2 (AREA - D) PLUMBING PLAN AND SCHEDULE	
FS01-D.3	PHASE 2 (AREA - D) ELECTRICAL PLAN AND SCHEDULE	
FS01-D.5	PHASE 2 (AREA - D) SPECIAL CONDITIONS PLAN AND VENTILATION SCHEDULE	
FS01-D.9	PHASE 2 (AREA - D) ELEVATION AND ISOMETRIC VIEWS	
FS01-D.10	PHASE 2 (AREA - D) ELEVATION AND ISOMETRIC VIEWS	
FS01-D.11	PHASE 2 (AREA - D) ELEVATION ISOMETRIC VIEWS	
FS01-D.12	PHASE 2 (AREA - D) HOOD DETAILS 5 OF 5 HALTON DOCUMENTS	
FS04-A.1	PHASE 1 ROOF EQUIPMENT AND ELECTRICAL PLANS	
FS04-A.2	PHASE 1 ROOF SPECIAL CONDITIONS AND REFRIGERATION PLAN	
07-MECHANICAL		
TM0.01	SCHEDULES - MECHANICAL	
TM0.02	SCHEDULES - MECHANICAL	
TM2.01	LEVEL 01 OVERALL DEMOLITION FLOOR PLAN - MECHANICAL	
TM2.01A	LEVEL 01 DEMOLITION FLOOR PLAN - PHASE 1 AREA A - MECHANICAL	
TM2.01B	LEVEL 01 DEMOLITION FLOOR PLAN - PHASE 1 AREA B - MECHANICAL	
TM2.01C	LEVEL 01 DEMOLITION FLOOR PLAN - PHASE 1 AREA C - MECHANICAL	
TM2.01D	LEVEL 01 DEMOLITION FLOOR PLAN - PHASE 1 AREA D - MECHANICAL	
TM2.01E	LEVEL 01 DEMOLITION FLOOR PLAN - PHASE 1 AREA E - MECHANICAL	
TM2.01F	LEVEL 01 DEMOLITION FLOOR PLAN - PHASE 1 AREA F - MECHANICAL	
TM2.01G	LEVEL 01 DEMOLITION FLOOR PLAN - PHASE 1 AREA G - MECHANICAL	
TM2.01H	LEVEL 01 DEMOLITION FLOOR PLAN - PHASE 1 AREA H - MECHANICAL	
TM2.01I	LEVEL 01 DEMOLITION FLOOR PLAN - PHASE 1 AREA I - MECHANICAL	
TM2.01J	LEVEL 01 DEMOLITION FLOOR PLAN - PHASE 1 AREA J - MECHANICAL	
TM2.01K	LEVEL 01 DEMOLITION FLOOR PLAN - PHASE 1 AREA K - MECHANICAL	
TM2.01L	LEVEL 01 DEMOLITION FLOOR PLAN - PHASE 1 AREA L - MECHANICAL	
TM2.01M	LEVEL 01 DEMOLITION FLOOR PLAN - PHASE 1 AREA M - MECHANICAL	
TM2.01N	LEVEL 01 DEMOLITION FLOOR PLAN - PHASE 1 AREA N - MECHANICAL	
TM2.01O	LEVEL 01 DEMOLITION FLOOR PLAN - PHASE 1 AREA O - MECHANICAL	
TM2.01P	LEVEL 01 DEMOLITION FLOOR PLAN - PHASE 1 AREA P - MECHANICAL	
TM2.01Q	LEVEL 01 DEMOLITION FLOOR PLAN - PHASE 1 AREA Q - MECHANICAL	
TM2.01R	LEVEL 01 DEMOLITION FLOOR PLAN - PHASE 1 AREA R - MECHANICAL	
TM2.01S	LEVEL 01 DEMOLITION FLOOR PLAN - PHASE 1 AREA S - MECHANICAL	
TM2.01T	LEVEL 01 DEMOLITION FLOOR PLAN - PHASE 1 AREA T - MECHANICAL	
TM2.01U	LEVEL 01 DEMOLITION FLOOR PLAN - PHASE 1 AREA U - MECHANICAL	
TM2.01V	LEVEL 01 DEMOLITION FLOOR PLAN - PHASE 1 AREA V - MECHANICAL	
TM2.01W	LEVEL 01 DEMOLITION FLOOR PLAN - PHASE 1 AREA W - MECHANICAL	
TM2.01X	LEVEL 01 DEMOLITION FLOOR PLAN - PHASE 1 AREA X - MECHANICAL	
TM2.01Y	LEVEL 01 DEMOLITION FLOOR PLAN - PHASE 1 AREA Y - MECHANICAL	
TM2.01Z	LEVEL 01 DEMOLITION FLOOR PLAN - PHASE 1 AREA Z - MECHANICAL	
08-ELECTRICAL		
E00-00	SYMBOLS AND ABBREVIATIONS	
E00-01	SPECIFICATIONS	
E10-00	OVERALL PHASING PLAN	
E10-10	PHASE 1 - OVERALL DEMOLITION FLOOR PLAN - LEVEL 01	
E10-11	PHASE 1 - LIGHTING DEMOLITION PLAN - LEVEL 01	
E10-12	PHASE 1 - POWER DEMOLITION PLAN - LEVEL 01	
E10-20	PHASE 1 - OVERALL DEMOLITION FLOOR PLAN - LEVEL 02	
E10-21	PHASE 1 - POWER AND LIGHTING DEMOLITION PLAN - LEVEL 02	
E11-10	PHASE 1 - OVERALL FLOOR PLAN - LEVEL 01	
E11-11	PHASE 1 - LIGHTING RCP - LEVEL 01	
E11-12A	PHASE 1 - STEP 1 - POWER PLAN - LEVEL 01	
E11-12B	PHASE 1 - STEP 2 - POWER PLAN - LEVEL 01	
E11-12C	PHASE 1 - FINAL - POWER PLAN - LEVEL 01	
E11-20	PHASE 1 - OVERALL FLOOR PLAN - LEVEL 02	
E11-21	PHASE 1 - POWER AND LIGHTING PLAN - LEVEL 02	
E11-22	PHASE 1 - ROOF POWER PLAN - LEVEL 03	
E11-23	PHASE 1 - ROOF POWER PLAN - LEVEL 04	
E20-10	PHASE 2 - OVERALL DEMOLITION FLOOR PLAN - LEVEL 01	
E20-11	PHASE 2 - LIGHTING DEMOLITION PLAN - LEVEL 01	
E20-12	PHASE 2 - POWER DEMOLITION PLAN - LEVEL 01	
E21-10	PHASE 2 - OVERALL FLOOR PLAN - LEVEL 01	
E21-11	PHASE 2 - LIGHTING RCP - LEVEL 01	
E21-12	PHASE 2 - POWER PLAN - LEVEL 01	
E50-00	ONE-LINE DIAGRAM - EXISTING 12.47KV	
E50-03.1	PHASE 1 - ONE-LINE DIAGRAM - D & T WING	
E50-03.2	PHASE 2 - ONE-LINE DIAGRAM - D & T WING	
E50-04.1	PHASE 1 - ONE-LINE DIAGRAM - NORTH CENTRAL & SOUTH WINGS	
E50-04.2	PHASE 2 - ONE-LINE DIAGRAM - NORTH CENTRAL & SOUTH WINGS	
E80-00	PHASE 1 - EQUIPMENT COORDINATION SCHEDULES	
E80-01	PHASE 1 - EQUIPMENT COORDINATION SCHEDULES	
E80-02	PHASE 2 - EQUIPMENT COORDINATION SCHEDULES	
E80-03	PHASE 1 - PANEL SCHEDULES	
E80-04	PHASE 2 - PANEL SCHEDULES - PHASE 2	

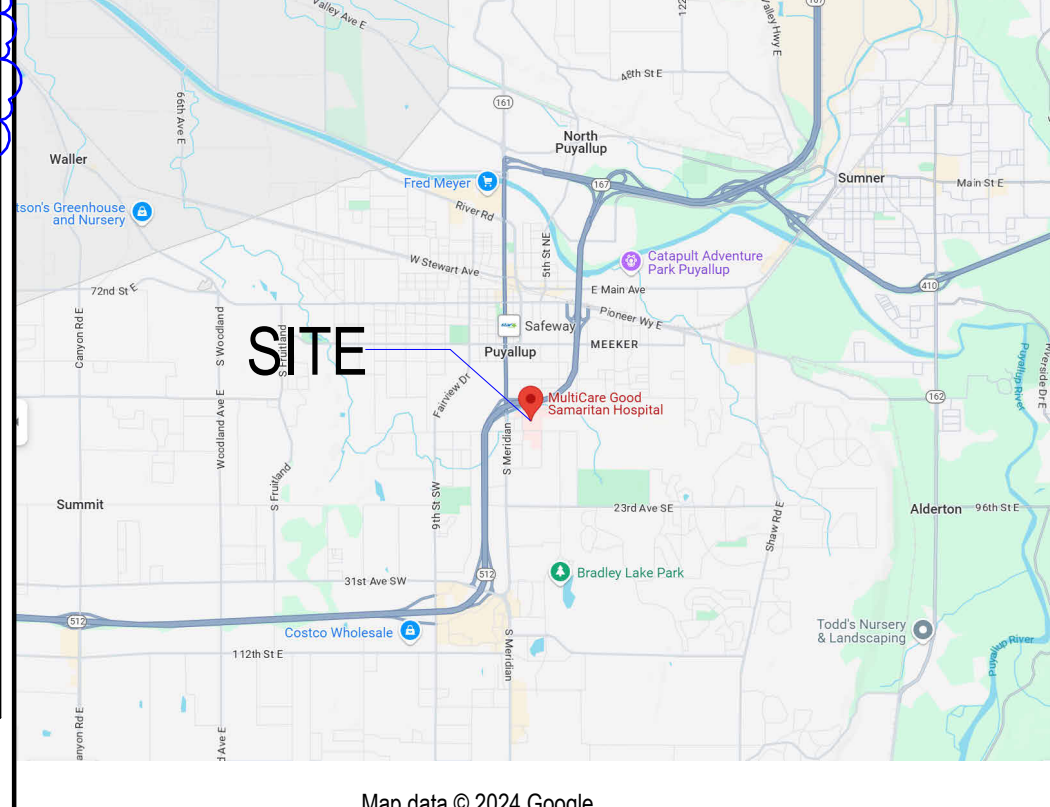
SHEET INDEX - PHASE 1

SHEET NUMBER	SHEET NAME	PHASE 1 PERMIT SET (04.24.2025) PHASE 1 PERMIT CORRECTIONS (07.11.2025) PHASE 1 PERMIT REVISION SET (04.17.2026)
D9-PLUMBING		
DG2.01	LEVEL 01 DEMOLITION OVERALL FLOOR PLAN - MED GAS	
DG2.01A	LEVEL 01 FLOOR PLAN DEMOLITION - AREA A	
DG2.01B	LEVEL 01 FLOOR PLAN DEMOLITION - AREA B	
DG2.02	LEVEL 02 DEMOLITION OVERALL FLOOR PLAN - MED GAS	
DG2.02A	LEVEL 02 FLOOR PLAN DEMOLITION - AREA A	
DG2.02B	LEVEL 02 FLOOR PLAN DEMOLITION - AREA B	
TD2.01	LEVEL 01 OVERALL FLOOR PLAN - MED GAS	
TD2.01A	LEVEL 01 FLOOR PLAN - AREA A - MED GAS	
TD2.01B	LEVEL 01 FLOOR PLAN - AREA B - MED GAS	
TD2.02	LEVEL 02 FLOOR PLAN - OVERALL - MED GAS	
TD2.02A	LEVEL 02 FLOOR PLAN - AREA A - MED GAS	
TD2.02B	LEVEL 02 FLOOR PLAN - AREA B - MED GAS	
TP0.01	SCHEDULES - PLUMBING	
TP0.02	SCHEDULES - PLUMBING	
TP2.00	LEVEL 01 OVERALL UNDERGROUND PLAN - PLUMBING	
TP2.01	LEVEL 01 OVERALL FLOOR PLAN - PLUMBING	
TP6.01	PLUMBING DETAILS	
DP2.01A	LEVEL 01 DEMOLITION FLOOR PLAN - PHASE 1 AREA A - PLUMBING	
TP2.00A	LEVEL 01 UNDERGROUND PLAN - PHASE 1 AREA A - PLUMBING	
TP2.00B	LEVEL 01 UNDERGROUND PLAN - PHASE 1 AREA B - PLUMBING	
TP2.01A	LEVEL 01 FLOOR PLAN - PHASE 1 AREA A - PLUMBING	
TP2.01B	LEVEL 01 FLOOR PLAN - PHASE 1 AREA B - PLUMBING	
TP4.01A	DOMESTIC WATER RISER	
TP4.02A	WASTE-VENT-GREASE RISER	
TP4.03A	NATURAL GAS RISER	
TP5.01	ENLARGED FLOOR PLAN - STEP 2 AREA B - PLUMBING	

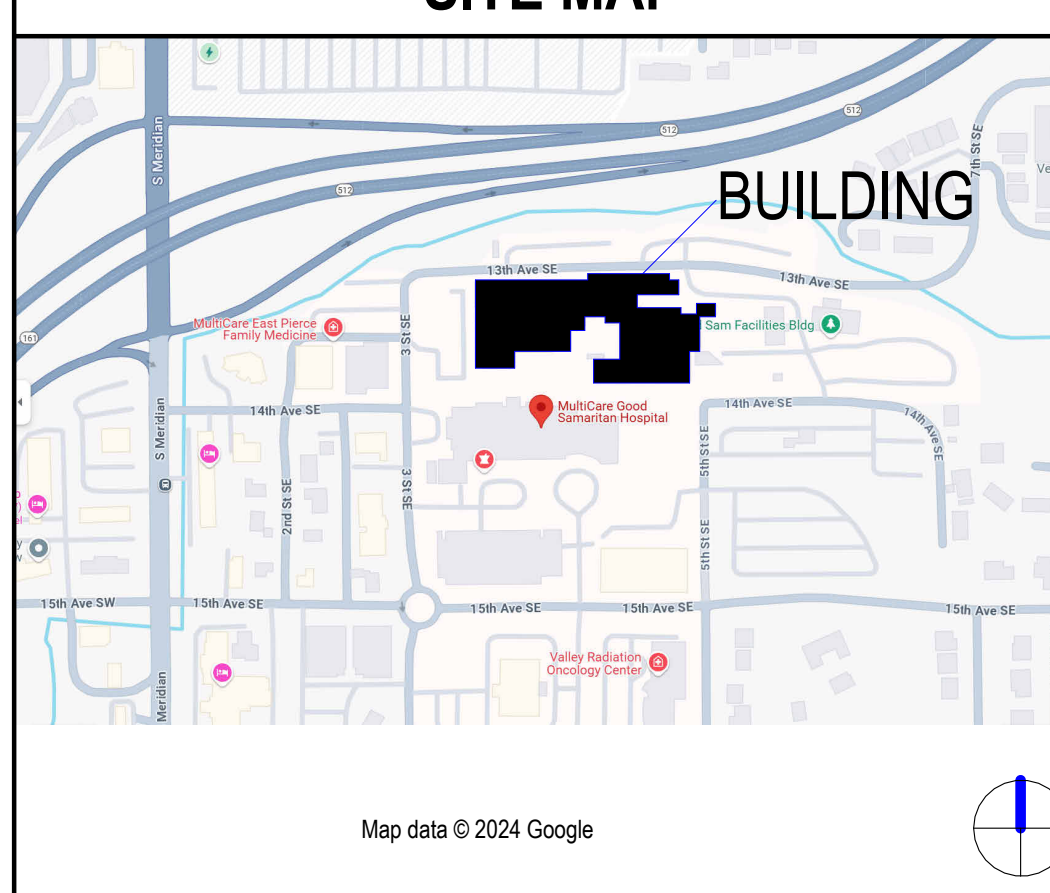
OVERALL MAP



VICINITY MAP



SITE MAP



PROJECT INFORMATION

PROJECT DESCRIPTION
THIS TENANT IMPROVEMENT ON LEVEL 1 OF THE GOOD SAMARITAN HOSPITAL CAMPUS WILL EXPAND THE EXISTING NUTRITION DEPARTMENT IN ORDER TO SUPPORT THE FUTURE PATIENT CARE TOWER EXPANSION (WA DOH CERTIFICATE OF NEED 1980). PROJECT WILL BE REVIEWED BY WA DOH UNDER CR# 6182285. THIS PROJECT WILL BE CONSTRUCTED IN MULTIPLE PHASES IN ORDER TO MAINTAIN FOOD SERVICE AND DINING OPERATIONS ACROSS THE HOSPITAL.

PHASING SCOPE AND PURPOSE
PHASE 0 CONSISTS OF CONSTRUCTING A TEMPORARY DRY GOODS STORAGE AREA IN A PORTION OF THE EXISTING CAFETERIA SPACE. THE EXISTING CAFE IS CURRENTLY AN ACCESSORY SPACE TO THE EXISTING B OCCUPANCY CLASSIFICATION WHICH IS SEPARATED FROM THE ADJOINING I-2 CONDITION 2 HOSPITAL BY A 2-HOUR FIRE BARRIER. THE TEMPORARY STORAGE SPACE WOULD BE CONSIDERED AN S-2 OCCUPANCY CLASSIFICATION AND ALSO AN ACCESSORY SPACE TO THE MAIN B OCCUPANCY. ADDITIONAL WORK IN PHASE 0 IS LIMITED TO MINOR CONSTRUCTION TO THE EXISTING LINEN ROOM, CONDENSATE RECEIVER TANK AND SMALL STORAGE ROOM.

THE SCOPE OF WORK IN PHASE 1 CREATES:

- NEW DRY STORAGE SPACE
- WALK-IN COOLERS
- WALK-IN FREEZERS
- WAREHOUSE SPACE
- FOOD PRODUCTION AND TEMPORARY TRAY MAKEUP AREAS
- ENVIRONMENTAL SERVICES DEPARTMENT STAFF BREAK ROOM AND OFFICES
- NUTRITION DEPARTMENT OFFICES
- REVISED PALLIATIVE CARE AND SECURITY OFFICES ON LEVEL 2 (DUE TO NEW DUCTWORK)

THE SCOPE OF WORK IN PHASE 2 CREATES:

- PERMANENT TRAY MAKEUP AREAS
- FOUR COOKING PODS
- TWO KITCHEN SUPERVISOR OFFICES

THROUGHOUT ALL PHASES, SCOPE ALSO INCLUDES NEW INFRASTRUCTURE NEEDED TO SUPPORT THIS ADDED CAPACITY.

ACCESS PATHS FOR HOSPITAL STAFF WILL BE MAINTAINED FOR THE DURATION OF CONSTRUCTION. REFER TO PROJECT DESCRIPTION ON G00-00 FOR ADDITIONAL INFORMATION ON PHASES.

APPLICABLE CODES

PIERCE COUNTY:

- CITY OF PUYALLUP:
- 2021 INTERNATIONAL BUILDING CODE (IBC)
- 2021 INTERNATIONAL MECHANICAL CODE (IMC)
- 2021 FUEL GAS CODE
- 2021 UNIFORM PLUMBING CODE (UPC) WITH WA STATE AMENDMENTS
- 2021 INTERNATIONAL FIRE CODE (IFC)
- 2021 WASHINGTON STATE ENERGY CODE
- 2025 NFPA 70 NATIONAL ELECTRICAL CODE
- 2017 I-11 ACCESSIBLE AND USABLE BUILDINGS AND FACILITIES

STATE OF WASHINGTON:

- 2022 FGS GUIDELINES FOR DESIGN AND CONSTRUCTION - HOSPITALS

FEDERAL:

- 2012 NFPA 101 - LIFE SAFETY CODE

OCCUPANCY CLASSIFICATION

- B OCCUPANCY - BUSINESS
- I-2 CONDITION 2 OCCUPANCY - INSTITUTIONAL

CONSTRUCTION TYPE

- TYPE I-A

FIRE RESISTANCE RATINGS (IN HOURS)

PRIMARY STRUCTURAL FRAME	3
BEARING WALLS (EXTERIOR)	3
BEARING WALLS (INTERIOR)	3
NONBEARING WALLS (EXTERIOR)	0
FLOOR CONSTRUCTION	2
ROOF CONSTRUCTION	1.5

PARCEL NUMBER: 981000016

WA DEPT. OF HEALTH CRS NUMBER: 61682265

CITY OF PUYALLUP PERMIT NUMBER: Phase 0 PRCT20250558
Phase 1 PRCT20250558
Phase 2 PRCT20250558

SPECIAL INSPECTIONS
THE FOLLOWING SPECIAL INSPECTIONS ARE REQUIRED FOR THIS PROJECT:

- FIRE RESISTANT PENETRATIONS & JOINT MATERIALS
- NON-STRUCTURAL STEEL CONSTRUCTION
- MEDICAL GAS AND VACUUM SYSTEMS

DEFERRED SUBMITTALS
THE FOLLOWING SUBMITTALS WILL BE SUBMITTED FOR A/R REVIEW AS DEFERRED SUBMITTALS:

- FIRE ALARM SYSTEMS (OVERALL AND PER PHASE)
- FIRE SPRINKLER SYSTEM (OVERALL AND PER PHASE)
- KITCHEN HOOD SUPPRESSION SYSTEMS

City of Puyallup Building Reviewed for Compliance

Ray C
05/04/2026
4:20:44 PM

Revision #1
PRCT20250558

City of Puyallup Development & Permitting Services ISSUED PERMIT

- Building
- Engineering
- Fire
- Planning
- Public Works
- Traffic

Approval of submitted plans is not an approval of omissions or oversight by this office or compliance with any applicable regulations of local government. The contractor is responsible for making sure that the building complies with all applicable building codes and regulations of the local government.

- Medical gas piping**
- Manufacturers credential installers to provide manufacturers training credentials (card/certificate) to the GC for review and access at all times.
 - Mechanical engineer of record (or qualified 3rd party) to review the installation and provide final report. IBC 110.3.10 and 110.4
 - Provide manufacturers installation instruction on site for inspections.
 - Provide product specific specification approved by the design professional for fire rated assemblies suitable for this product;
 - Contractor to ensure installation meets manufacturers installation, code and standards for installation.
 - Washington State Department of Health Construction Review approval required prior to proceeding with installation.

The approved construction plans, documents, and all engineering must be posted on the job at all inspections in a visible and readily accessible location.

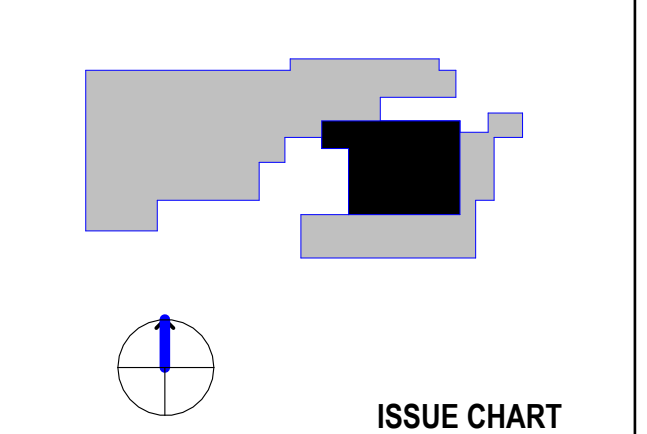
Full sized legible color plans are required to be provided by the permittee on site for inspection.

MultiCare Good Samaritan Hospital Kitchen
401 15th Ave SE,
Puyallup,
WA 98372



MULTICARE

KEY PLAN



ISSUE CHART

ID	DESCRIPTION	DATE
D	PHASE 1 REV. 1	04.17.2026
C	CRS CORRECTIONS	12.12.2025
A	PERMIT CORRECTIONS	07.11.2025
BASE	ISSUE	DATE

Job Number: 162433.000
TITLE: _____
SHEET NUMBER: _____

G00-00

CONSULTANTS

FOOD SERVICE

INMAN FOOD SERVICES

3807 Charlotte Avenue,
Nashville, Tennessee 37203

CONTRACTOR

ABHL
1200 6th Ave #1620,
Seattle, WA 98101

STRUCTURAL

PCS
1011 Western Avenue, Suite 810
Seattle, WA 98104

CONTRACTOR

SELLEN
227 Westlake Ave,
Seattle, WA 98109

PLUMBING

MACDONALD MILLER
17930 International Blvd,
Suite 120, SeaTac, WA 98188

MECHANICAL

MACDONALD MILLER
17930 International Blvd,
Suite 120, SeaTac, WA 98188

ELECTRICAL

EBD SERVICES
14900 International Ave S #143
Seattle, WA 98148

PROJECT MANAGER

TURNER & TOWNSEND
920 Fifth Avenue,
Seattle, WA 98104

4/17/2026

MultiCare
Good Samaritan
Hospital Kitchen

401 15th Ave SE,
Puyallup,
WA 98372

MultiCare
Good Samaritan Hospital

MULTICARE

KEY PLAN

ISSUE CHART

City of Puyallup
Development & Planning Services
Building Planning
Engineering Public Works
Fire Traffic

4 ASI-02 04.17.22

2 ASI-01 11.06.22

ISSUE DATE

Job Number 7725-4055

TITLE

SCHEDULES - PLUMBING

SHEET NUMBER

TP0.02

ELECTRIC WATER HEATER SCHEDULE

Table with columns: UNIT NO., LOCATION, SERVICE TYPE, MANUFACTURER & MODEL NO., INTERNAL STORAGE (GALLONS), RECOVERY (GPH), RECOVERY FLOW RATE (GPM), PRESSURE DROP @ DESIGN FLOW (PSI), TEMP RISE (°F) SYSTEM, TOTAL °F, OUTLET TEMP (°F), ELECTRICAL (KW, THERMAL EFF, FLA, VOLTS / PHASE), OPERATING WEIGHT (LBS), ELEMENT QTY / WATTS, SIZE (INCHES) (DIA, L, W, H, COLD INLET, HOT OUTLET), NOTES.

GREASE INTERCEPTOR SCHEDULE

Table with columns: SYMBOL, LOCATION & SERVICE, TYPE, MFR & MODEL NO., IN/OUT SIZE, VENT SIZE, FLOW RATE, GREASE CAP (LBS), WATER CAPACITY, OPER WEIGHT (LBS), SIZE LxWxH, NOTES.

PLUMBING PIPING MATERIAL SCHEDULE

Table with columns: LOCATION, PIPING, SIZE, MATERIAL (FOOTNOTE), JOINT.

FOOTNOTES:
(a) ACCEPTABLE FOR PLENUM USE IN SIZES 1/2" THROUGH 1".
(b) PIPE SHALL BE SUPPORTED IN CHANNEL IN ACCORDANCE WITH THE PEX MANUFACTURERS INSTALLATION INSTRUCTIONS. (CHANNEL SUPPORT NOT REQUIRED FOR VERTICAL PIPING, PIPING INSIDE WALLS, OR PLUMBING CHASES)
(c) PRESSURE LIMIT OF 200 PSI
(d) LIMITED TO 80 PSI @ 200° F
(e) AT THE INSTALLERS DISCRETION, WELDED OR GROOVED FIELD JOINTS MAY BE USED (USE 316L STAINLESS STEEL COUPLINGS FOR UNDERGROUND INSTALLATIONS)
(f) USE SS 316 COUPLINGS
(g) STANDARD NO-HUB BANDS
(h) FOLLOW PROJECT ACCUSTICAL REQUIREMENTS. (PVC MAY BE USED INSIDE MECHANICAL SPACES & RESTROOM CHASES)
(i) FOLLOW PROJECT & JURISDICTIONAL FLAME / SMOKE SPREAD FIRESTOPPING REQUIREMENTS
(j) ONLY ALLOWED OUTSIDE BUILDING FOOTPRINT
(k) GREASE WASTE PIPING PROVIDED WITH HEAT TRACING MUST BE NO HUB CAST IRON. PROVIDE DRAIN COOLER ASSEMBLY AT LOCATIONS WHERE WASTE DISCHARGE TEMPERATURE IS 120° F OR HIGHER
(l) WELDED GAS PIPING TO BE IN ACCORDANCE WITH THE LOCAL MUNICIPAL CODE, LOCAL FUEL GAS CODE "WELDING", & ASME BOILER & PRESSURE VESSEL CODE SECTION IX
(m) WASTE PIPING THAT CONVEYS CARBONATED LIQUID FROM BEER OR SODA DISPENSERS IS CORROSIVE IN NATURE & MUST BE INSTALLED USING PVC-DWV OR STAINLESS STEEL MATERIAL. CONNECT CARBONATED LIQUID WASTE TO MAIN OR BRANCH PIPING LOCATED DOWNSTREAM OF FREQUENTLY USED FIXTURES TO PROVIDE DILUTION & PREVENT CORROSION OF METAL DRAINAGE SYSTEMS
(n) AT THE INSTALLERS DISCRETION, IF A LARGER PVC MAY BE USED FOR VERTICAL STACK INSTALLATIONS (EXCEPT WITHIN PLENUM SPACES & OTHER AREAS LISTED HEREIN WHERE CAST IRON MUST BE USED)
(o) DWV STACKS / WET COLUMNS FOR FUTURE TENANT CONNECTIONS & PIPING LOCATED WITHIN OPEN CEILINGS / TENANT WORK SPACES MUST BE CAST IRON ONLY
(p) PIPE FITTING MATERIAL MUST BE PROVIDED AS SCHEDULED. IN ACCORDANCE WITH OWNER STANDARDS
(q) PIPE MATERIALS INTENDED TO CONVEY DRINKING WATER SHALL COMPLY WITH NSF 61 PER UPC/SPC 604.1

MEDGAS PIPING MATERIAL SCHEDULE

Table with columns: LOCATION, NFPA 99 CATEGORY, PIPING, SIZE, MATERIAL, JOINT.

FOOTNOTES:
(a) MEDICAL GAS PIPING, FITTINGS, AND VALVES SHALL BE CLEANED, PROTECTED AND LISTED FOR OXYGEN SERVICE. ALL JOINTS SHALL BE BRAZED USING ANSISAWS A8.8 COPPER-PHOSPHORUS OR COPPER-PHOSPHORUS-SILVER BRAZING FILLER METAL WITHOUT FLUX. JOINTS SHALL BE PURGED WITH OIL-FREE DRY NITROGEN NF DURING BRAZING AND...
(b) THREADED FITTINGS SHALL BE LIMITED TO CONNECTIONS FOR PRESSURE AND VACUUM INDICATORS. ALARM DEVICES, CHECK VALVES, AND SOURCE EQUIPMENT ON THE SOURCE SIDE OF THE SOURCE VALVE. THREADED FITTINGS SHALL HAVE TAPERED PIPE THREADS IN ACCORDANCE WITH ASME B1.20.1. THREADED FITTINGS SHALL BE MADE UP WITH POLYTETRAFLUOROETHYLENE TAPE OR OTHER THREAD SEALANT RECOMMENDED FOR OXYGEN SERVICE. WITH THE SEALANT APPLIED TO THE MALE THREADS ONLY AND CARE TAKEN TO ENSURE SEALANT DOES NOT ENTER THE PIPE.

FOOD SERVICE EQUIPMENT PLUMBING SCHEDULE - PHASE 1 AREA A

Table with columns: NO., DESCRIPTION, SANITARY WASTE (DIRECT), SANITARY WASTE (INDIRECT), DRAINAGE (GREASE WASTE (DIRECT), GREASE WASTE (INDIRECT), DRAIN DISCHARGE (GPM), VENT SIZE, PIPE SIZE, FILTERED WATER PIPE SIZE, COLD WATER (GPM, TEMP (°F), PRESSURE (PSIG), PIPE SIZE), HOT WATER (GPM, GPH, TEMP (°F), PRESSURE (PSIG), PIPE SIZE), NATURAL GAS (PIPE SIZE, MBH INPUT, PRESSURE (INCH WC)), REMARKS.

NOTES:
1. THE ABOVE SCHEDULE CONTAINS OWNER FURNISHED FOOD SERVICE EQUIPMENT & FIXTURES THAT REQUIRE PLUMBING UTILITIES. REFER TO THE FOOD SERVICE / KITCHEN CONSULTANT'S DOCUMENTS FOR ROUGH-IN REQUIREMENTS & EXACT LOCATIONS OF ALL FOOD SERVICE FIXTURES & EQUIPMENT.
2. WHERE INDIRECT DRAINS ARE REQUIRED, CONTRACTOR MUST ROUTE INDIRECT DRAIN PIPING FROM FIXTURES & EQUIPMENT TO ADJACENT FLOOR RECEPTORS (S) AS REQUIRED. INDIRECT DRAIN DISCHARGE OVER FLOOR RECEPTORS MUST CONTAIN APPROVED AIR BREAKS. CONTRACTOR MUST PROVIDE A MINIMUM OF 1" THICK INSULATION (WITH APPROVED SANITARY BARRIER WRAP) FOR CONDENSATE AND / OR REFRIGERATED WASTE PIPING DISCHARGING INTO INDIRECT RECEPTORS TO PREVENT SWEATING (I.E. ALL PIPING WITH A TEMPERATURE LOWER THAN 60°F). REFER TO FOOD SERVICE / KITCHEN CONSULTANT'S DOCUMENTS FOR ADDITIONAL REQUIREMENTS.
3. PLASTIC OR STAINLESS STEEL MATERIAL MUST BE USED FOR WASTE PIPING INSTALLED TO RECEIVE CARBONATED LIQUID WASTE. THE PLASTIC OR STAINLESS STEEL MATERIAL MUST BE INSTALLED TO A POINT DOWNSTREAM OF THE NEAREST FREQUENTLY USED DRAIN BRANCH TO ENSURE PROPER DILUTION OF THE CARBONATED LIQUID WASTE & PREVENT DOWNSTREAM CORROSION OF INCOMPATIBLE PIPE MATERIAL.
4. PROVIDE EMERGENCY DRAIN PAN ASSEMBLY DIRECTLY UNDERNEATH ALL DRAINAGE PIPING LOCATED ABOVE FOOD SERVICE AREAS. PROVIDE MINIMUM 1" COPPER DRAIN PIPE CONNECTION AT DRAIN PAN LOW POINTS, & ROUTE TO NEAREST FLOOR RECEPTOR WITH APPROVED AIR GAP & EMERGENCY SIGNAGE.
5. PROVIDE DEDICATED ISOLATION VALVE & UNIONS AT UTILITY CONNECTIONS FOR EACH APPLIANCE & EQUIPMENT ITEM IN ADDITION TO SPECIALTIES & DEVICES LISTED ABOVE.
6. PROVIDE WATER HAMMER ARRESTER AT ALL WATER SUPPLY CONNECTIONS TO EQUIPMENT.

FOOD SERVICE EQUIPMENT PLUMBING SCHEDULE - PHASE 1 AREA B

Table with columns: NO., DESCRIPTION, SANITARY WASTE (DIRECT), SANITARY WASTE (INDIRECT), DRAINAGE (GREASE WASTE (DIRECT), GREASE WASTE (INDIRECT), DRAIN DISCHARGE (GPM), VENT SIZE, PIPE SIZE, FILTERED WATER PIPE SIZE, COLD WATER (GPM, TEMP (°F), PRESSURE (PSIG), PIPE SIZE), HOT WATER (GPM, GPH, TEMP (°F), PRESSURE (PSIG), PIPE SIZE), NATURAL GAS (PIPE SIZE, MBH INPUT, PRESSURE (INCH WC)), REMARKS.

NOTES:
1. THE ABOVE SCHEDULE CONTAINS OWNER FURNISHED FOOD SERVICE EQUIPMENT & FIXTURES THAT REQUIRE PLUMBING UTILITIES. REFER TO THE FOOD SERVICE / KITCHEN CONSULTANT'S DOCUMENTS FOR ROUGH-IN REQUIREMENTS & EXACT LOCATIONS OF ALL FOOD SERVICE FIXTURES & EQUIPMENT.
2. WHERE INDIRECT DRAINS ARE REQUIRED, CONTRACTOR MUST ROUTE INDIRECT DRAIN PIPING FROM FIXTURES & EQUIPMENT TO ADJACENT FLOOR RECEPTORS (S) AS REQUIRED. INDIRECT DRAIN DISCHARGE OVER FLOOR RECEPTORS MUST CONTAIN APPROVED AIR BREAKS. CONTRACTOR MUST PROVIDE A MINIMUM OF 1" THICK INSULATION (WITH APPROVED SANITARY BARRIER WRAP) FOR CONDENSATE AND / OR REFRIGERATED WASTE PIPING DISCHARGING INTO INDIRECT RECEPTORS TO PREVENT SWEATING (I.E. ALL PIPING WITH A TEMPERATURE LOWER THAN 60°F). REFER TO FOOD SERVICE / KITCHEN CONSULTANT'S DOCUMENTS FOR ADDITIONAL REQUIREMENTS.
3. PLASTIC OR STAINLESS STEEL MATERIAL MUST BE USED FOR WASTE PIPING INSTALLED TO RECEIVE CARBONATED LIQUID WASTE. THE PLASTIC OR STAINLESS STEEL MATERIAL MUST BE INSTALLED TO A POINT DOWNSTREAM OF THE NEAREST FREQUENTLY USED DRAIN BRANCH TO ENSURE PROPER DILUTION OF THE CARBONATED LIQUID WASTE & PREVENT DOWNSTREAM CORROSION OF INCOMPATIBLE PIPE MATERIAL.
4. PROVIDE EMERGENCY DRAIN PAN ASSEMBLY DIRECTLY UNDERNEATH ALL DRAINAGE PIPING LOCATED ABOVE FOOD SERVICE AREAS. PROVIDE MINIMUM 1" COPPER DRAIN PIPE CONNECTION AT DRAIN PAN LOW POINTS, & ROUTE TO NEAREST FLOOR RECEPTOR WITH APPROVED AIR GAP & EMERGENCY SIGNAGE.
5. PROVIDE DEDICATED ISOLATION VALVE & UNIONS AT UTILITY CONNECTIONS FOR EACH APPLIANCE & EQUIPMENT ITEM IN ADDITION TO SPECIALTIES & DEVICES LISTED ABOVE.
6. PROVIDE WATER HAMMER ARRESTER AT ALL WATER SUPPLY CONNECTIONS TO EQUIPMENT.



MacDonald-Miller
FACILITY SOLUTIONS
17930 Intl. Blvd, Suite 120 SeaTac, WA 98188
Phone: 206-763-9400 www.macmiller.com



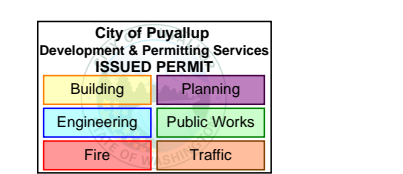
4/17/2026

MultiCare
Good Samaritan
Hospital Kitchen
401 15th Ave SE,
Puyallup,
WA 98372

MultiCare
Good Samaritan Hospital
MULTICARE

KEY PLAN

ISSUE CHART



B	CoPDDH	11.20.2025
A	Permit Corrections	07.11.2025
ISSUE	ISSUE	DATE
Job Number	7725-4055	TITLE

SCHEDULES - PLUMBING
SHEET NUMBER
TP0.03

PROJECT RESPONSIBILITY MATRIX																
UNIT NO.	DESCRIPTION	BMS		NON BMS						PROVIDED BY	INSTALLED BY	POWER WIRING BY	CONTROLS WIRING BY	FIRE ALARM WIRING BY	TEST AND BALANCE BY	NOTES
		S/S	TC	T'STAT	INTERLOCK	24 HOUR	FIRE/LIFE SAFETY	OTHER								
PART A: NEW PLUMBING EQUIPMENT																
A1	GREASE INTERCEPTORS	-	-	-	-	-	-	-	-	PC	PC	-	-	-	PC	1.3,13
PART B: PLUMBING EQUIPMENT ANCILLARIES																
B1	ARCHITECTURAL ACCESS DOORS/PANELS FOR PLUMBING EQUIPMENT ACCESS	-	-	-	-	-	-	-	-	GC	GC	-	-	-	-	
B2	PIPE SLEEVES	-	-	-	-	-	-	-	-	PC	PC	-	-	-	-	
B3	FIRE SAFING AROUND PLUMBING EQUIPMENT: PIPING, ETC.	-	-	-	-	-	-	-	-	PC	PC	-	-	-	-	
B4	CAULKING FOR WEATHER PROTECTION AROUND EXTERIOR PLUMBING DEVICES (PIPE PENETRATIONS, ETC.)	-	-	-	-	-	-	-	-	GC	GC	-	-	-	-	
B5	FLOOR DRAINS	-	-	-	-	-	-	-	-	PC	PC	-	-	-	PC	1.3,8
B6	WALL/CEILING SOUND MITIGATION	-	-	-	-	-	-	-	-	GC	GC	-	-	-	-	
B7	NATURAL GAS SHUTOFF VALVE FOR FIRE SUPPRESSION SYSTEM	-	-	-	-	-	-	-	-	PC	PC	EC	GC	FAC	FAC	1.3,5
Part C: PLUMBING MISC																
C1	PLUMBING FIXTURES, VALVES, BACKFLOW DEVICES, WATER TANKS, TRAP PRIMERS, HYDRANTS AND HOSE BIBBS	-	-	-	-	-	-	-	-	PC	PC	EC	-	-	PC	1.2,3,4,9
C2	IMPORT AND EXPORT OF SOILS	-	-	-	-	-	-	-	-	GC	GC	-	-	-	-	
C3	PIPE BEDDING	-	-	-	-	-	-	-	-	PC	PC	-	-	-	-	10
C4	SUBGRADE WALL PENETRATIONS BY PIPING	-	-	-	-	-	-	-	-	PC	PC	-	-	-	-	
C5	EQUIPMENT ACCESS PLATFORMS & WALK-ON MATTS FOR EQUIPMENT ACCESS	-	-	-	-	-	-	-	-	GC	GC	-	-	-	-	
C6	ROOF AND WATERPROOF MEMBRANES PENETRATIONS BY PLUMBING PIPING	-	-	-	-	-	-	-	-	PC	PC	-	-	-	-	7
C7	UTILITY PIPING TO 5 FEET OUTSIDE OF THE BLDG	-	-	-	-	-	-	-	-	PC	PC	-	-	-	-	6.11,12
Part D: DEMOLITION																
D1	DEMOLITION AND MAKE SAFE OF EXISTING PLUMBING EQUIPMENT AND ASSOCIATED UTILITIES	-	-	-	-	-	-	-	-	PC	PC	EC	GC	FAC	-	-
D2	DEMOLITION AND MAKE SAFE OF EXISTING GREASE INTERCEPTOR AND ASSOCIATED...	-	-	-	-	-	-	-	-	GC	GC	-	-	-	-	-
ABBREVIATIONS:																
AFF	ABOVE FINISHED FLOOR	GC	GENERAL CONTRACTOR & OTHER TRADES													
CC	CONTROL CONTRACTOR	PC	PLUMBING CONTRACTOR													
EC	ELECTRICAL CONTRACTOR	KEC	KITCHEN EQUIPMENT CONTRACTOR													
FAC	FIRE ALARM CONTRACTOR	S/S	START/STOP													
MC	MECHANICAL CONTRACTOR															
NOTES:																
1. COORDINATE PROPER ACCESS FOR INSTALLATION AND MAINTENANCE WITH ARCHITECT & GC.																
2. PC TO COORDINATE LOCATIONS OF ACCESS DOORS, GC TO FURNISH AND INSTALL ACCESS DEVICES.																
3. GC TO ALTER CONSTRUCTION TO MEET CODE REQUIRED CLEARANCES AND DIRECT OTHER TRADES TO MEET INSTALLATION REQUIREMENTS.																
4. EC TO PROVIDE POWER AND SERVICE DISCONNECT SWITCH WHEN REQUIRED.																
5. EC TO FURNISH AND INSTALL NATURAL GAS EMERGENCY SHUTDOWN SWITCHES, POWER AND WIRING FOR KITCHEN HOOD FIRE SUPPRESSION SYSTEM.																
6. REFRIGERANT PIPING PROVIDED AND INSTALLED BY KEC. MC TO PROVIDE AND INSTALL CONDENSATE PIPING FROM INDOOR EVAPORATOR COIL TO DRAIN.																
7. ROOFING AND FLASHING BY GC.																
8. PC TO COORDINATE LOCATION, TOP OF FLOOR DRAIN ELEVATION AND MEMBRANES IF REQUIRED WITH GC. SLOPE TO DRAIN BY GC.																
9. PC TO COORDINATE LOCATION OF ELEVATION AND OTHER FIXTURE REQUIREMENTS WITH GC.																
10. PIPE BEDDING MATERIAL AND PIPE BEDDING IS BY PC. CLOSURE OF TRENCH BY GC.																
11. PIPE PENETRATION AND SEAL BY PC.																
12. UTILITY PIPING PENETRATING THE BUILDING TO WITHIN 5 FEET PERPENDICULAR FROM THE BUILDING BY PC. PC TO COORDINATE LOCATIONS AND ELEVATIONS WITH GC.																
13. GC SHALL CONSTRUCT CONCRETE FORMING AND FRAMING AS REQUIRED TO SUPPORT PLUMBING EQUIPMENT. PC SHALL COORDINATE SIZES AND LOCATIONS WITH GC.																

FOOD SERVICE EQUIPMENT PLUMBING SCHEDULE - PHASE 2 AREA C																				
NO.	DESCRIPTION	DRAINAGE					VENT SIZE	COLD WATER				HOT WATER				NATURAL GAS				REMARKS
		SANITARY WASTE (DIRECT)	SANITARY WASTE (INDIRECT)	GREASE WASTE (DIRECT)	GREASE WASTE (INDIRECT)	DRAIN DISCHARGE (GPM)		PIPE SIZE	FILTERED WATER PIPE SIZE	GPM	TEMP (°F)	PRESSURE (PSIG)	PIPE SIZE	GPM	GPH	TEMP (°F)	PRESSURE (PSIG)	PIPE SIZE	MBH INPUT	
C11	PASTA COOKER						1/2"													
C13	COUNTER TOP GRIDDLE																3/4"	120	6	
C15	COUNTER TOP CHAR BROILER																1/2"	76	8-14	
C16	COUNTER TOP 6 BURNER RANGE																1/2"	180	8-14	
C17	POT FILLER						1/2"													
C33.1	HAND SINK W/ SIDE SPLASHES	2"					1/2"													PROVIDE W/ "MV-1" ASSE1070 THERMOSTATIC MIXING VALVE.
C45	HAND SINK W/ SIDE SPLASHES	2"					1/2"													PROVIDE W/ "MV-1" ASSE1070 THERMOSTATIC MIXING VALVE.
C46	COFFEE BREWER W/ URNS																			FILTERED WATER FROM C47. PROVIDE WITH 1/2" RPBA "BFP-03."
C47	WATER FILTERS						3/8"													CONNECT FILTERED WATER TO C46 & C54.
NOTES:																				
1. THE ABOVE SCHEDULE CONTAINS OWNER FURNISHED FOOD SERVICE EQUIPMENT & FIXTURES THAT REQUIRE PLUMBING UTILITIES. REFER TO THE FOOD SERVICE / KITCHEN CONSULTANT'S DOCUMENTS FOR ROUGH-IN REQUIREMENTS & EXACT LOCATIONS OF ALL FOOD SERVICE FIXTURES & EQUIPMENT.																				
2. WHERE INDIRECT DRAINS ARE REQUIRED, CONTRACTOR MUST ROUTE INDIRECT DRAIN PIPING FROM FIXTURES & EQUIPMENT TO ADJACENT FLOOR RECEPTOR(S) AS REQUIRED. INDIRECT DRAIN DISCHARGE OVER FLOOR RECEPTOR(S) MUST CONTAIN APPROVED AIR BREAK(S). CONTRACTOR MUST PROVIDE A MINIMUM OF 1" THICK INSULATION (WITH APPROVED SANITARY BARRIER WRAP) FOR CONDENSATE AND / OR REFRIGERATED WASTE PIPING DISCHARGING INTO INDIRECT RECEPTORS TO PREVENT SWEATING (I.E. ALL PIPING WITH A TEMPERATURE LOWER THAN 60°F). REFER TO FOOD SERVICE / KITCHEN CONSULTANT'S DOCUMENTS FOR ADDITIONAL REQUIREMENTS.																				
3. PLASTIC OR STAINLESS STEEL MATERIAL MUST BE USED FOR WASTE PIPING INSTALLED TO RECEIVE CARBONATED LIQUID WASTE. THE PLASTIC OR STAINLESS STEEL MATERIAL MUST BE INSTALLED TO A POINT DOWNSTREAM OF THE NEAREST FREQUENTLY USED DRAIN BRANCH TO ENSURE PROPER DILUTION OF THE CARBONATED LIQUID WASTE & PREVENT DOWNSTREAM CORROSION OF INCOMPATIBLE PIPE MATERIAL.																				
4. PROVIDE EMERGENCY DRAIN PAN ASSEMBLY DIRECTLY UNDERNEATH ALL DRAINAGE PIPING LOCATED ABOVE FOOD SERVICE AREAS. PROVIDE MINIMUM 1" COPPER DRAIN PIPE CONNECTION AT DRAIN PAN LOW POINTS, & ROUTE TO NEAREST FLOOR RECEPTOR WITH APPROVED AIR GAP & EMERGENCY SIGNAGE.																				
5. PROVIDE DEDICATED ISOLATION VALVE & UNIONS AT UTILITY CONNECTIONS FOR EACH APPLIANCE & EQUIPMENT ITEM IN ADDITION TO SPECIALTIES & DEVICES LISTED ABOVE.																				
6. PROVIDE WATER HAMMER ARRESTER AT ALL WATER SUPPLY CONNECTIONS TO EQUIPMENT.																				

FOOD SERVICE EQUIPMENT PLUMBING SCHEDULE - PHASE 2 AREA D																				
NO.	DESCRIPTION	DRAINAGE					VENT SIZE	COLD WATER				HOT WATER				NATURAL GAS				REMARKS
		SANITARY WASTE (DIRECT)	SANITARY WASTE (INDIRECT)	GREASE WASTE (DIRECT)	GREASE WASTE (INDIRECT)	DRAIN DISCHARGE (GPM)		PIPE SIZE	FILTERED WATER PIPE SIZE	GPM	TEMP (°F)	PRESSURE (PSIG)	PIPE SIZE	GPM	GPH	TEMP (°F)	PRESSURE (PSIG)	PIPE SIZE	MBH INPUT	
D1	HAND SINK W/ SIDE SPLASHES	2"					1/2"													PROVIDE W/ "MV-1" ASSE1070 THERMOSTATIC MIXING VALVE.
D17	PASTA COOKER						1/2"													
D18	POT FILLER						1/2"													
D23	COUNTER TOP 6 BURNER RANGE																3/4"	180	6	
D25	COUNTER TOP GRIDDLE																1/2"	120	8-14	
D27	COUNTER TOP CHAR BROILER																1/2"	76	8-14	
D45	WATER FILTER																			CONNECT FILTERED WATER TO D46. PROVIDE WITH 1/2" RPBA "BFP-03."
D46	COFFEE BREWER W/ URNS																			FILTERED WATER FROM D45.
D31	HAND SINK W/ PEDESTAL BASE	2"					1/2"													PROVIDE W/ "MV-1" ASSE1070 THERMOSTATIC MIXING VALVE.
D61	S/S STANDARD FLOOR TROUGH W/ GRATE			4"			2"													
D63	CUBE ICE MAKER	3/4"																		PROVIDE WITH 1/2" RPBA "BFP-01" & WATER HAMMER ARRESTER. IW PIPE TO RECEPTOR WITH APPROVED AIR GAP.
D64	WATER FILTER						1/2"													CONNECT FILTERED WATER TO D74.
D68	AMBIENT CARBONATOR						1/2"													FILTERED WATER FROM D71.
D71	WATER FILTER						1/2"													CONNECT FILTERED WATER TO D68.
D74	ICE CUBE MAKER						1/2"													FILTERED WATER FROM D64.
NOTES:																				
1. THE ABOVE SCHEDULE CONTAINS OWNER FURNISHED FOOD SERVICE EQUIPMENT & FIXTURES THAT REQUIRE PLUMBING UTILITIES. REFER TO THE FOOD SERVICE / KITCHEN CONSULTANT'S DOCUMENTS FOR ROUGH-IN REQUIREMENTS & EXACT LOCATIONS OF ALL FOOD SERVICE FIXTURES & EQUIPMENT.																				
2. WHERE INDIRECT DRAINS ARE REQUIRED, CONTRACTOR MUST ROUTE INDIRECT DRAIN PIPING FROM FIXTURES & EQUIPMENT TO ADJACENT FLOOR RECEPTOR(S) AS REQUIRED. INDIRECT DRAIN DISCHARGE OVER FLOOR RECEPTOR(S) MUST CONTAIN APPROVED AIR BREAK(S). CONTRACTOR MUST PROVIDE A MINIMUM OF 1" THICK INSULATION (WITH APPROVED SANITARY BARRIER WRAP) FOR CONDENSATE AND / OR REFRIGERATED WASTE PIPING DISCHARGING INTO INDIRECT RECEPTORS TO PREVENT SWEATING (I.E. ALL PIPING WITH A TEMPERATURE LOWER THAN 60°F). REFER TO FOOD SERVICE / KITCHEN CONSULTANT'S DOCUMENTS FOR ADDITIONAL REQUIREMENTS.																				
3. PLASTIC OR STAINLESS STEEL MATERIAL MUST BE USED FOR WASTE PIPING INSTALLED TO RECEIVE CARBONATED LIQUID WASTE. THE PLASTIC OR STAINLESS STEEL MATERIAL MUST BE INSTALLED TO A POINT DOWNSTREAM OF THE NEAREST FREQUENTLY USED DRAIN BRANCH TO ENSURE PROPER DILUTION OF THE CARBONATED LIQUID WASTE & PREVENT DOWNSTREAM CORROSION OF INCOMPATIBLE PIPE MATERIAL.																				
4. PROVIDE EMERGENCY DRAIN PAN ASSEMBLY DIRECTLY UNDERNEATH ALL DRAINAGE PIPING LOCATED ABOVE FOOD SERVICE AREAS. PROVIDE MINIMUM 1" COPPER DRAIN PIPE CONNECTION AT DRAIN PAN LOW POINTS, & ROUTE TO NEAREST FLOOR RECEPTOR WITH APPROVED AIR GAP & EMERGENCY SIGNAGE.																				
5. PROVIDE DEDICATED ISOLATION VALVE & UNIONS AT UTILITY CONNECTIONS FOR EACH APPLIANCE & EQUIPMENT ITEM IN ADDITION TO SPECIALTIES & DEVICES LISTED ABOVE.																				
6. PROVIDE WATER HAMMER ARRESTER AT ALL WATER SUPPLY CONNECTIONS TO EQUIPMENT.																				

CONSULTANTS

- FOOD SERVICE**
- INMAN FOOD SERVICES**
 3807 Charlotte Avenue,
 Nashville, Tennessee 37209
- CIVIL**
- AHBL**
 1200 6th Ave #1620,
 Seattle, WA 98101
- STRUCTURAL**
- PCS**
 1011 Western Avenue, Suite 810
 Seattle, WA 98104
- CONTRACTOR**
- SELLEN**
 227 Westlake Ave,
 Seattle, WA 98109
- PLUMBING**
- MACDONALD MILLER**
 17930 International Blvd,
 Suite 120, SeaTac, WA 98188
- MECHANICAL**
- MACDONALD MILLER**
 17930 International Blvd,
 Suite 120, SeaTac, WA 98188
- ELECTRICAL**
- EBD SERVICES**
 14900 International Ave S #143
 Seattle, WA 98188
- PROJECT MANAGER**
- TURNER & TOWNSEND**
 920 Fifth Avenue,
 Seattle, WA, 98104



MacDonald-Miller
FACILITY SOLUTIONS
 17930 Intl. Blvd, Suite, 120 SeaTac, WA 98188
 Phone: 206-763-9400 www.macmiller.com



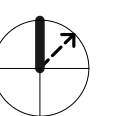
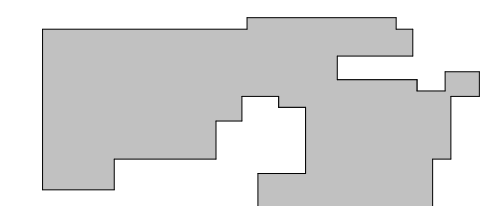
4/17/2026

MultiCare
Good Samaritan
Hospital Kitchen
 401 15th Ave SE,
 Puyallup,
 WA 98372

MultiCare
Good Samaritan Hospital
MULTICARE

100% CD SET 06/30/2025

KEY PLAN



ISSUE CHART

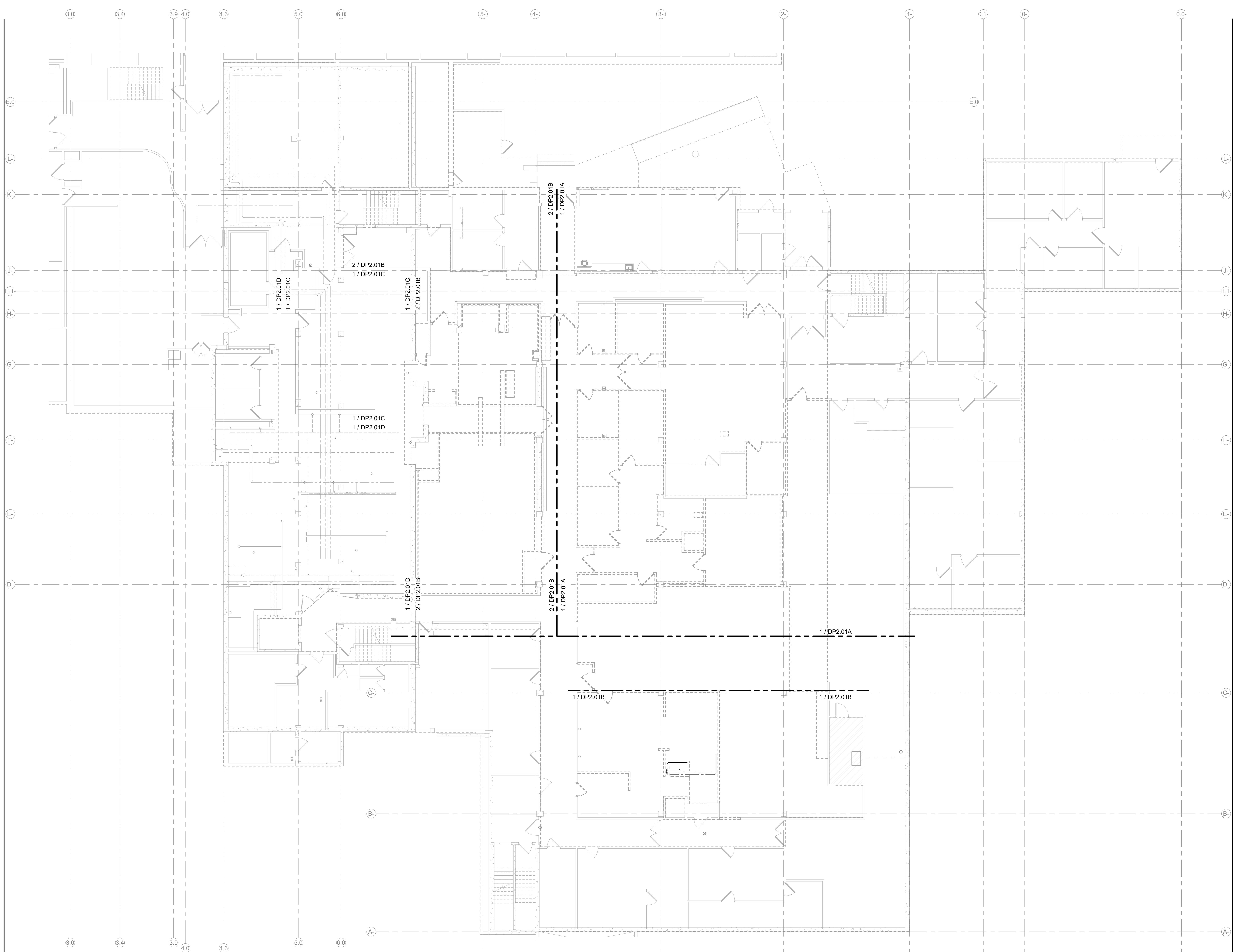
City of Puyallup Development & Planning Services	ISSUE	DATE
Building	Engineering	Public Works
Fire	Traffic	

ISSUE	DATE
Job Number	7725-4055
TITLE	

**LEVEL 01 DEMOLITION -
 OVERALL FLOOR PLAN -
 PLUMBING**


SHEET NUMBER

DP2.01



1 LEVEL 01 - PLUMBING DEMO - OVERALL PHASE 1
 SCALE: 1/8" = 1'-0"

4/17/2026 9:32:14 AM Autodesk Docs\MultiCare - Good Samaritan Hospital Kitchen Expansion\PLUM\MultiCare-Kitchen-PDS-1A



1 LEVEL 01 - PLUMBING DEMO - AREA A
SCALE: 1/4" = 1'-0"



MacDonald-Miller
FACILITY SOLUTIONS
17930 Intl. Blvd, Suite, 120 SeaTac, WA 98188
Phone: 206-763-9400 www.macmiller.com



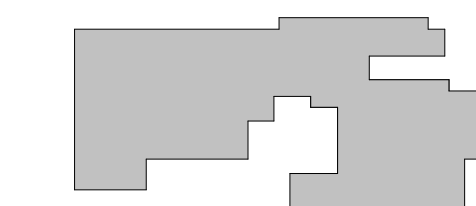
4/17/2026

MultiCare
Good Samaritan
Hospital Kitchen
401 15th Ave SE,
Puyallup,
WA 98372

MultiCare
Good Samaritan Hospital
MULTICARE

100% CD SET 06/30/2025

KEY PLAN



ISSUE CHART

City of Puyallup Development & Planning Services	ISSUE	DATE
Building	Engineering	Public Works
Fire	Traffic	

ISSUE	DATE
Job Number	7725-4056

TITLE

LEVEL 01 DEMOLITION
FLOOR PLAN - PHASE 1
AREA A - PLUMBING

SHEET NUMBER

DP2.01A



MacDonald-Miller
FACILITY SOLUTIONS
17930 Intl. Blvd, Suite, 120 SeaTac, WA 98188
Phone: 206-763-9400 www.macmiller.com



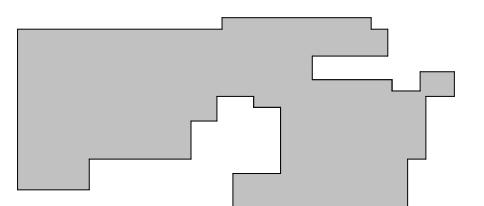
4/17/2026

MultiCare
Good Samaritan
Hospital Kitchen
401 15th Ave SE,
Puyallup,
WA 98372

MultiCare
Good Samaritan Hospital
MULTICARE

100% CD SET 06/30/2025

KEY PLAN



ISSUE CHART

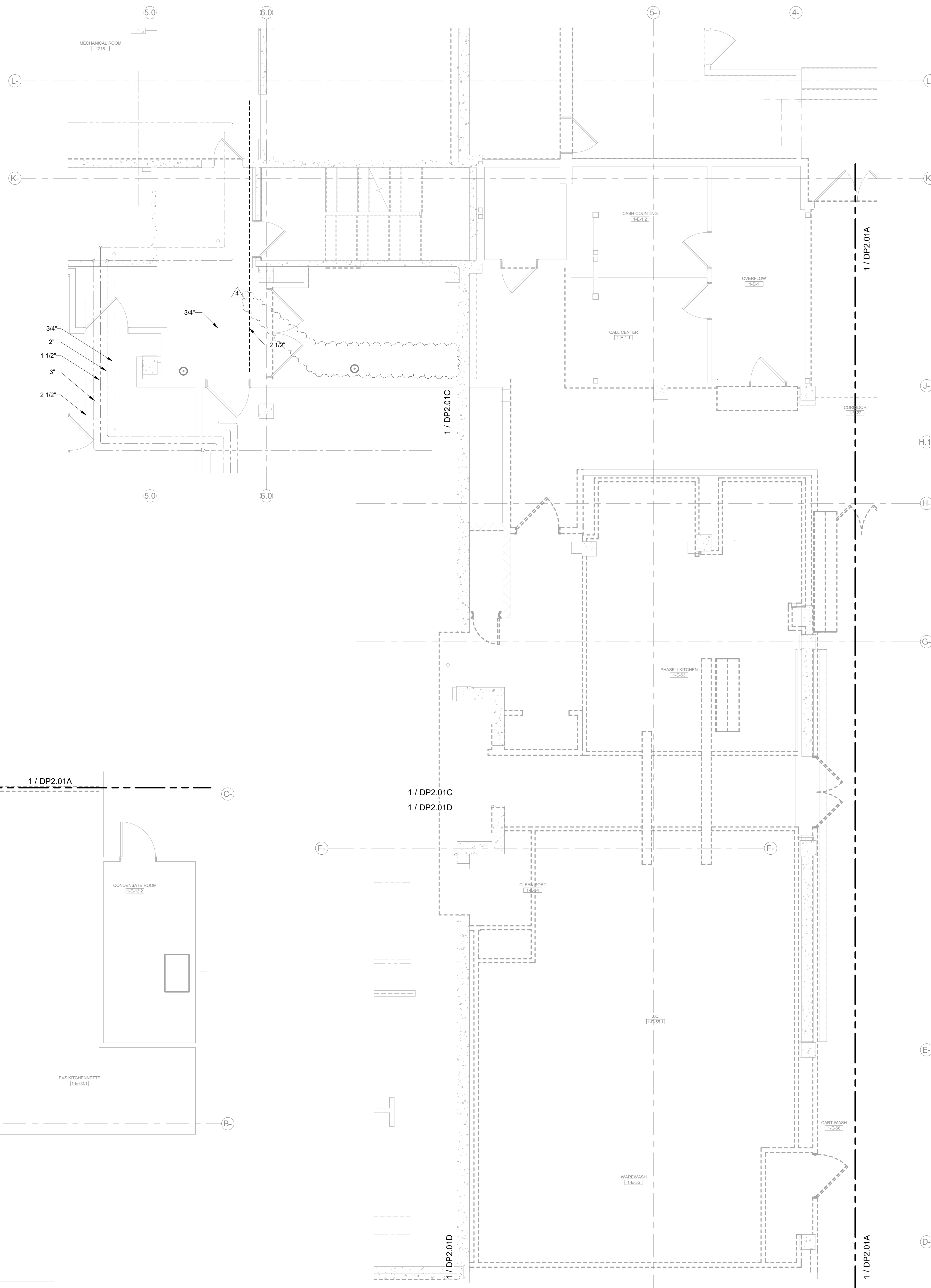
City of Puyallup Development & Planning Services	04/17/25
Building	04/17/25
Engineering	04/17/25
Fire	04/17/25
Traffic	04/17/25

4	ASH-02	04/17/25
ISSUE	ISSUE	DATE
Job Number	7725-4055	TITLE

LEVEL 01 DEMOLITION
FLOOR PLAN - PHASE 1
AREA B - PLUMBING

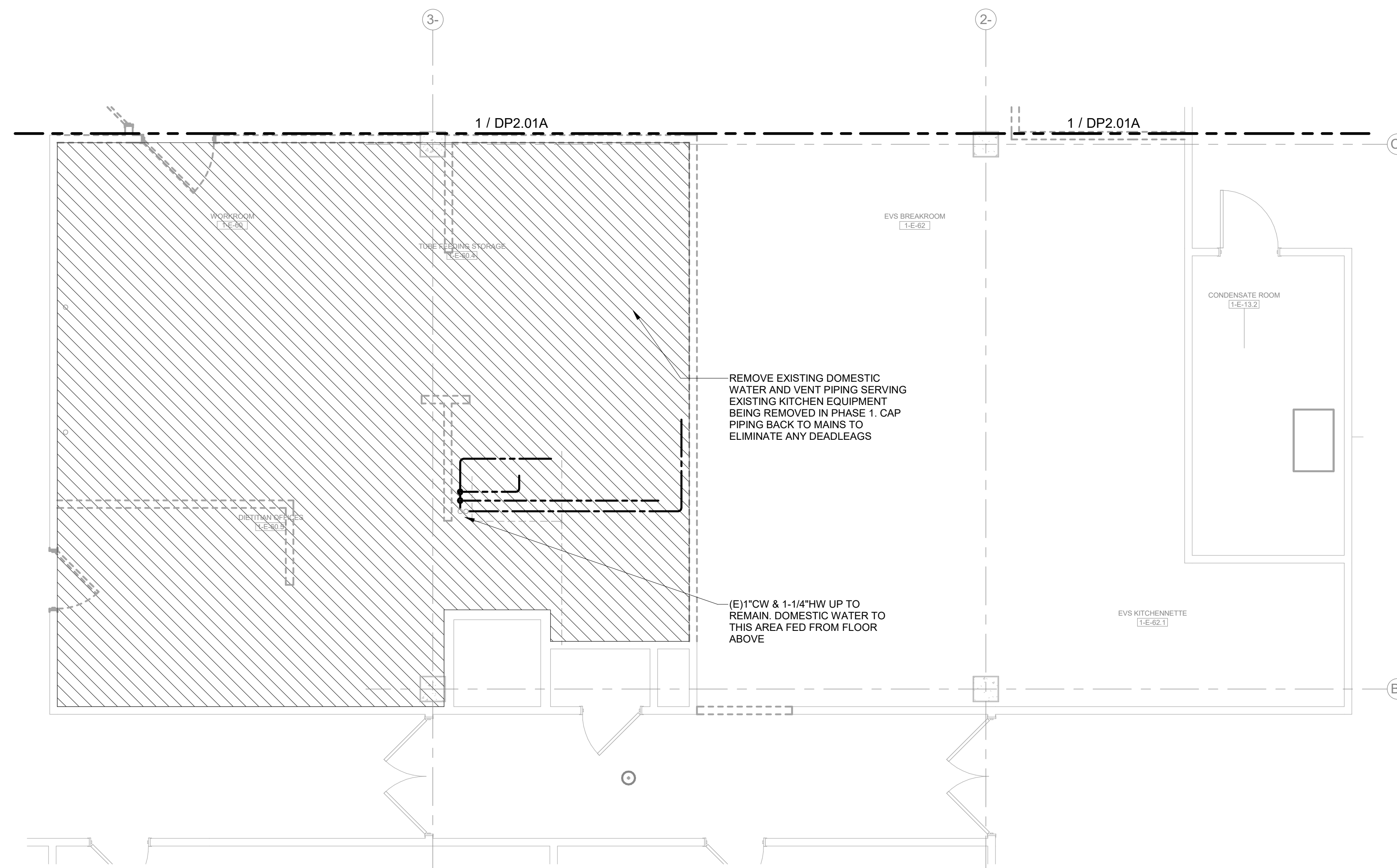
SHEET NUMBER

DP2.01B



GENERAL NOTES:

- CUT AND CAP ALL EXISTING WASTE STUBS IN WALL OR 6-INCHES BELOW SLAB. PATCH WALL/FLOOR TO MATCH EXISTING. COORDINATE PATCHING WITH ARCHITECTURAL.
- REMOVE ALL FLOOR DRAINS AND FLOOR SINKS. CUT AND CAP WASTE PIPING 6-INCHES BELOW SLAB. PATCH FLOOR TO MATCH EXISTING. COORDINATE PATCHING WITH ARCHITECTURAL.
- CONTRACTOR TO CONFIRM WITH ENGINEER PRIOR TO ANY REMOVAL OF PIPING NOT SERVING EXISTING KITCHEN FIXTURES OR EQUIPMENT.



1 LEVEL 01 - PLUMBING DEMO - AREA B SOUTH
SCALE: 1/4" = 1'-0"


2 LEVEL 01 - PLUMBING DEMO - AREA B WEST - STEP 1
SCALE: 1/4" = 1'-0"

CONSULTANTS

- FOOD SERVICE**
INMAN FOOD SERVICES
 3807 Charlotte Avenue,
 Nashville, Tennessee 37209
 CIVIL
AHBL
 1200 6th Ave #1620,
 Seattle, WA 98101
- STRUCTURAL**
PCS
 1011 Western Avenue, Suite 810
 Seattle, WA 98104
- CONTRACTOR**
SELLEN
 227 Westlake Ave,
 Seattle, WA 98109
- PLUMBING**
MACDONALD MILLER
 17930 International Blvd,
 Suite 120, SeaTac, WA 98159
- MECHANICAL**
MACDONALD MILLER
 17930 International Blvd,
 Suite 120, SeaTac, WA 98188
- ELECTRICAL**
EBD SERVICES
 14900 International Ave S #143
 Seattle, WA 98168
- PROJECT MANAGER**
TURNER & TOWNSEND
 920 Fifth Avenue,
 Seattle, WA, 98104



MacDonald-Miller
FACILITY SOLUTIONS
 17930 Intl. Blvd, Suite, 120 SeaTac, WA 98188
 Phone: 206-763-9400 www.macmiller.com



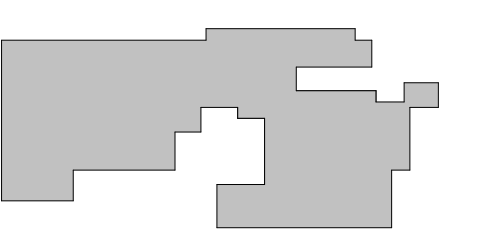
4/17/2026

MultiCare
Good Samaritan
Hospital Kitchen
 401 15th Ave SE,
 Puyallup,
 WA 98372

MultiCare
Good Samaritan Hospital
MULTICARE

100% CD SET 06/30/2025

KEY PLAN



ISSUE CHART

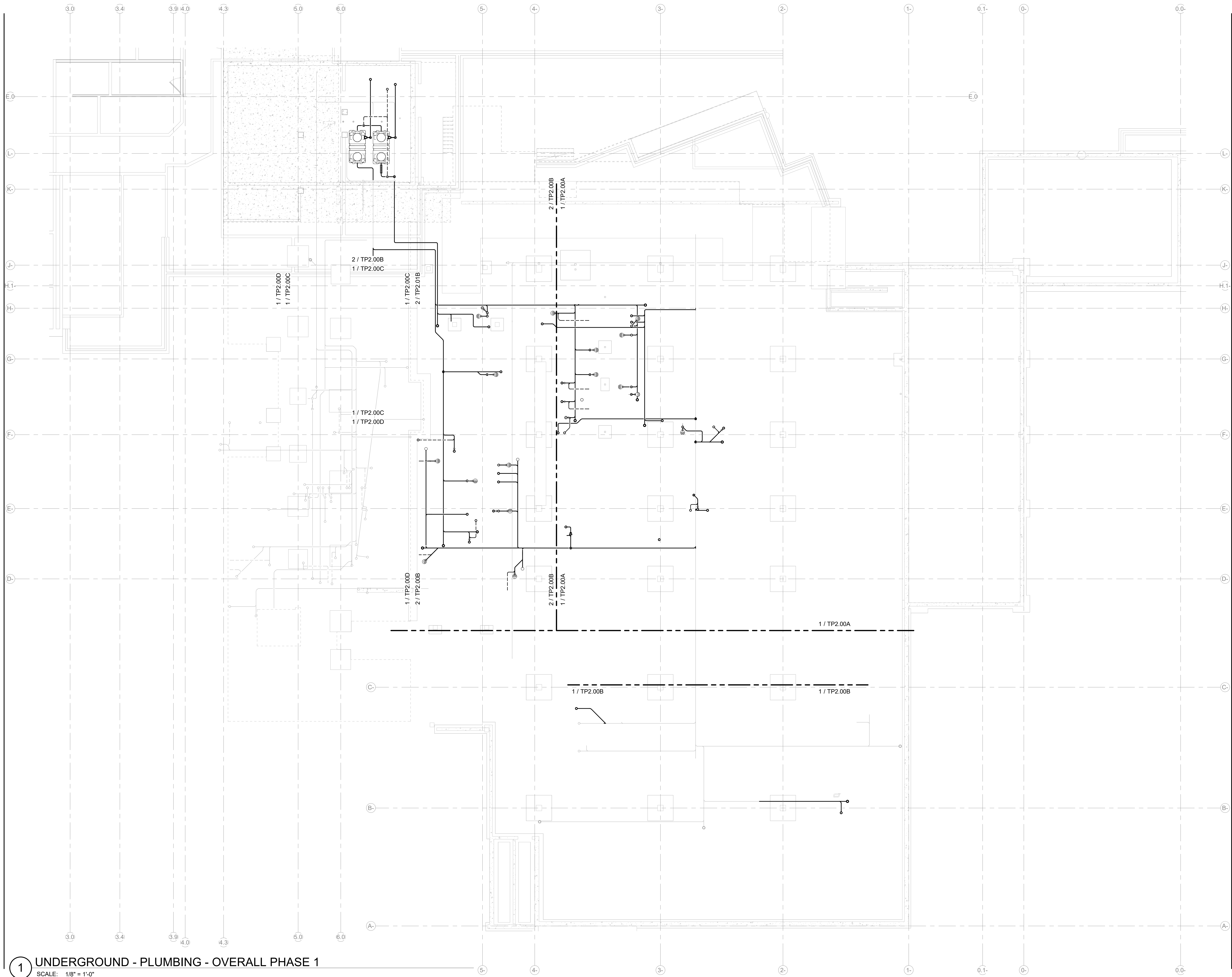
City of Puyallup	Development & Planning Services
Building	Engineering
Public Works	Fire
Public Works	Traffic

ISSUE	DATE
Job Number	7725-4056
TITLE	

LEVEL 01 OVERALL
UNDERGROUND PLAN -
PLUMBING

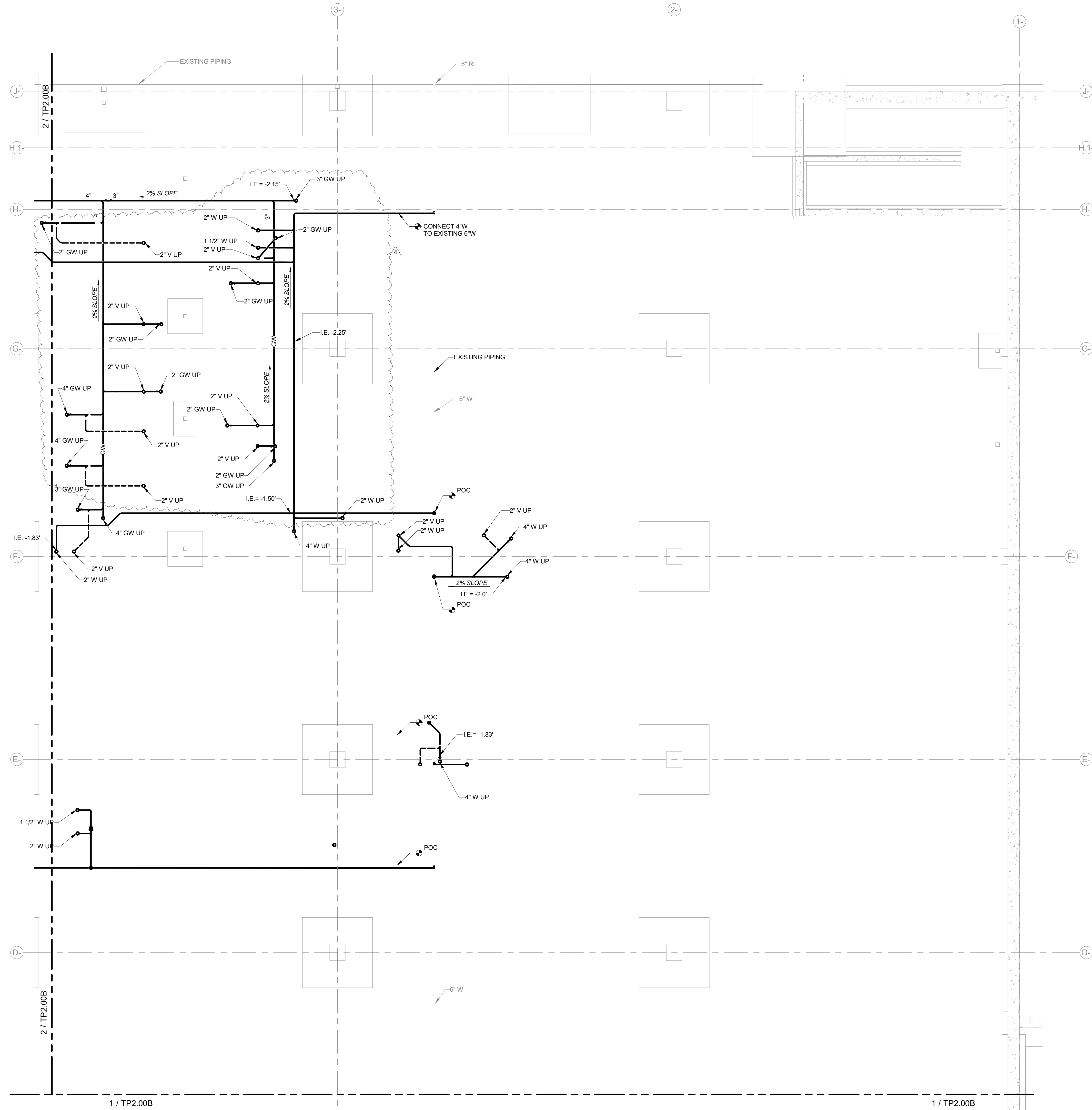
SHEET NUMBER

TP2.00



1 UNDERGROUND - PLUMBING - OVERALL PHASE 1
 SCALE: 1/8" = 1'-0"

4/17/2025 9:35:34 AM Autodesk Docs\MultiCare - Good Samaritan Hospital Kitchen Expansion\PLUM\MultiCare-Kitchen-PDS-14



1 UNDERGROUND - PLUMBING - AREA A
SCALE: 1/4" = 1'-0"



MacDonald-Miller
FACILITY SOLUTIONS
17930 Intl. Blvd. Suite. 120 SeaTac, WA 98188
Phone: 206-763-9400 www.macmiller.com



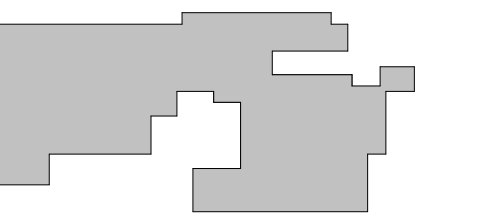
4/17/2025

MultiCare
Good Samaritan
Hospital Kitchen
401 15th Ave SE,
Puyallup,
WA 98372

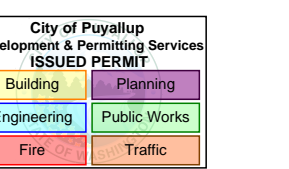
MultiCare
Good Samaritan Hospital
MULTICARE

100% CD SET 06/30/2025

KEY PLAN



ISSUE CHART



4	ASH02	04.17.25
ISSUE	ISSUE	DATE
Job Number	7725-4055	

TITLE
LEVEL 01
UNDERGROUND PLAN -
PHASE 1 AREA A -
PLUMBING
SHEET NUMBER

TP2.00A

CONSULTANTS

- FOOD SERVICE
INMAN FOOD SERVICES
3807 Charlotte Avenue,
Nashville, Tennessee 37209
- CIVIL
AHBL
1200 5th Ave #1620,
Seattle, WA 98101
- STRUCTURAL
PCS
1011 Western Avenue, Suite 810
Seattle, WA 98104
- CONTRACTOR
SELLEN
227 Westlake Ave,
Seattle, WA 98109
- PLUMBING
MACDONALD MILLER
17930 International Blvd,
Suite 120, SeaTac, WA 98188
- MECHANICAL
MACDONALD MILLER
17930 International Blvd,
Suite 120, SeaTac, WA 98188
- ELECTRICAL
EBD SERVICES
14900 International Ave S #143
Seattle, WA 98168
- PROJECT MANAGER
TURNER & TOWNSEND
920 Fifth Avenue,
Seattle, WA 98104



MacDonald-Miller
FACILITY SOLUTIONS
17930 Intl. Blvd. Suite. 120 SeaTac, WA 98188
Phone: 206-763-9400 www.macmiller.com



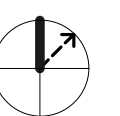
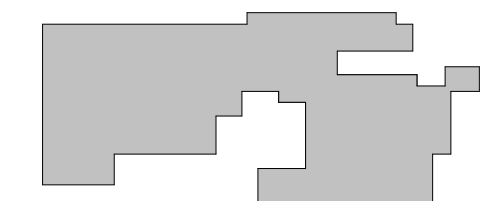
4/17/2026

MultiCare
Good Samaritan
Hospital Kitchen
401 15th Ave SE,
Puyallup,
WA 98372

MultiCare
Good Samaritan Hospital
MULTICARE

100% CD SET 06/30/2025

KEY PLAN



ISSUE CHART

City of Puyallup	Development & Planning Services	07.11.2
Building	Engineering	025
Engineering	Public Works	
Fire	Traffic	

A	Permit Corrections	07.11.2
ISSUE	ISSUE	025
Job Number		7725-4055

TITLE

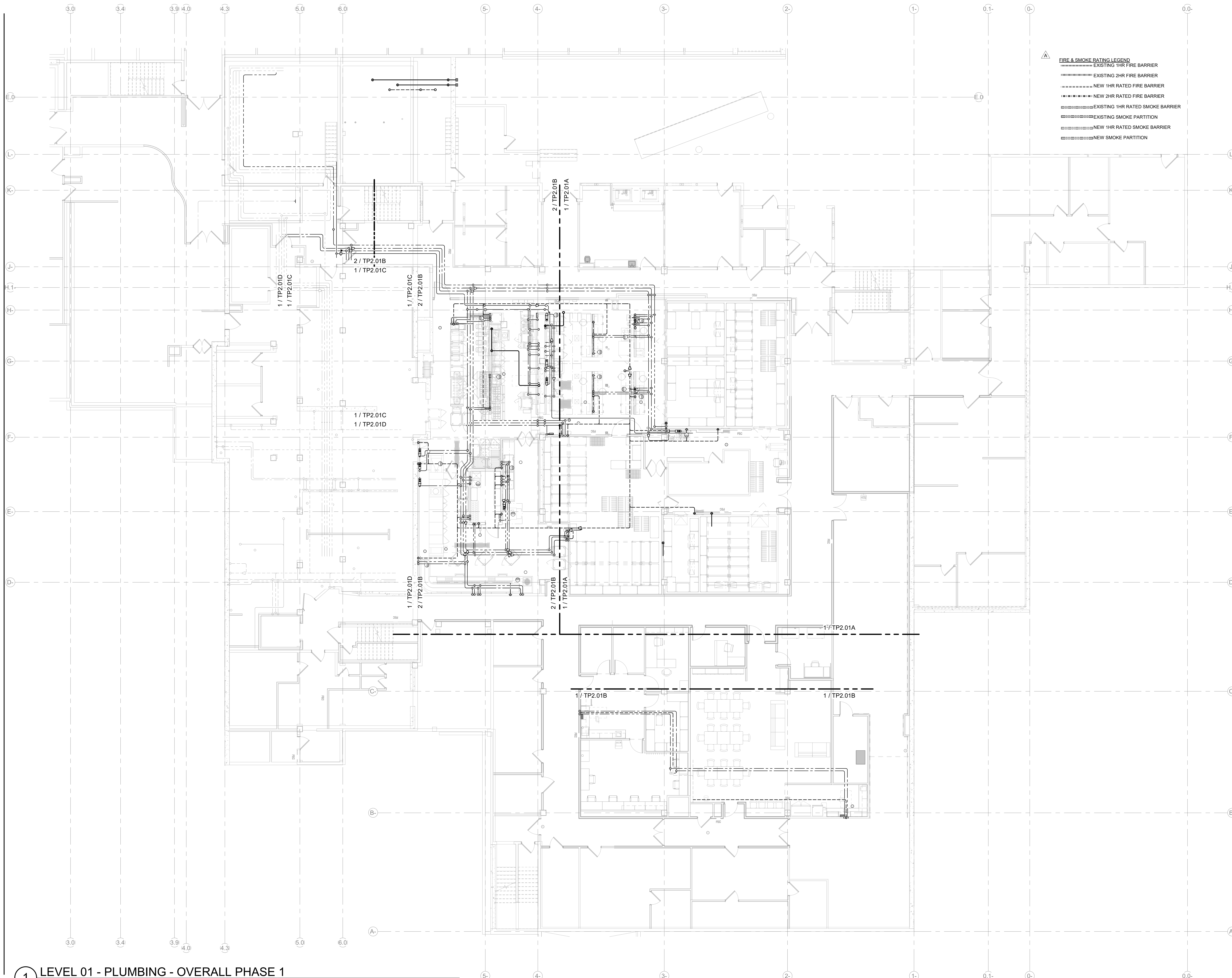
**LEVEL 01 OVERALL
FLOOR PLAN -
PLUMBING**

SHEET NUMBER

TP2.01

FIRE & SMOKE RATING LEGEND

	EXISTING 1HR FIRE BARRIER
	EXISTING 2HR FIRE BARRIER
	NEW 1HR RATED FIRE BARRIER
	NEW 2HR RATED FIRE BARRIER
	EXISTING 1HR RATED SMOKE BARRIER
	EXISTING SMOKE PARTITION
	NEW 1HR RATED SMOKE BARRIER
	NEW SMOKE PARTITION



1 LEVEL 01 - PLUMBING - OVERALL PHASE 1
SCALE: 1/8" = 1'-0"

4/17/2025 9:37:00 AM Autodesk Docs\MultiCare - Good Samaritan Hospital Kitchen Expansion\PLUMB\MultiCare-Kitchen-PDS.rvt



MacDonald-Miller
FACILITY SOLUTIONS
17930 Intl. Blvd, Suite, 120 SeaTac, WA 98188
Phone: 206-763-9400 www.macmiller.com



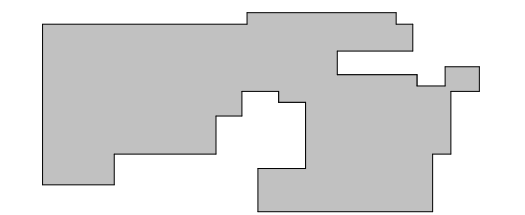
4/17/2026

MultiCare
Good Samaritan
Hospital Kitchen
401 15th Ave SE,
Puyallup,
WA 98372

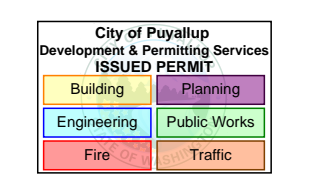
MultiCare
Good Samaritan Hospital
MULTICARE

100% CD SET 06/30/2025

KEY PLAN



ISSUE CHART



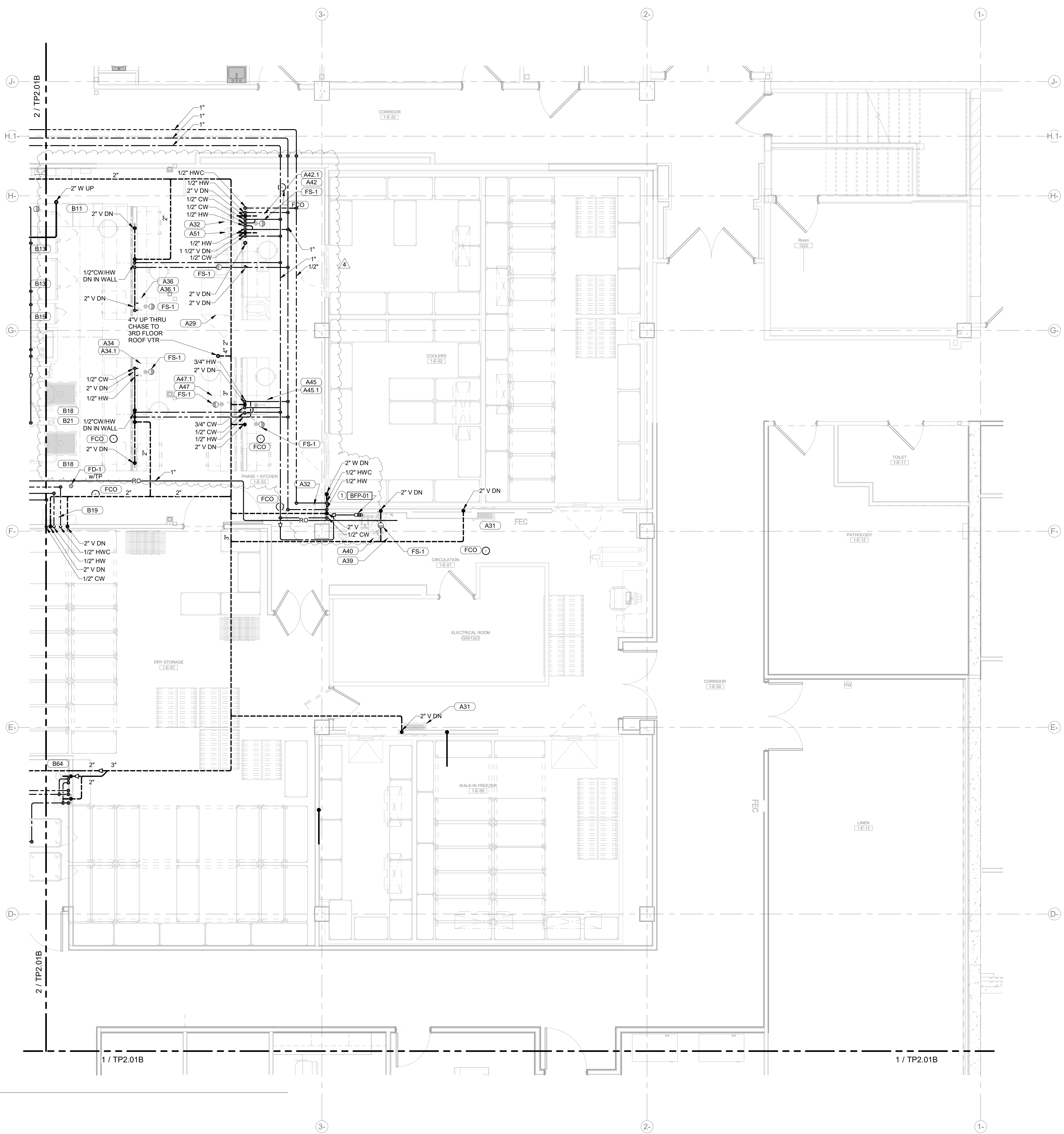
4	ASH-02	04.17.2
B	CD/PDOH	11.20.2
		025
		DATE:
Job Number	7725-4055	TITLE

**LEVEL 01 FLOOR PLAN -
PHASE 1 AREA A -
PLUMBING**

SHEET NUMBER

TP2.01A

- GENERAL NOTES:**
1. FOR ALL NEW AND EXISTING WASTE PIPING, PROVIDE DRIP PANS UNDER ALL OVERHEAD WASTE LINES RUNNING OVER THE KITCHEN, INCLUDING THE DRY STORAGE ROOM, WITH AN OVERFLOW DRAIN WITH AN OUTLET LOCATED IN A NORMALLY OCCUPIED ROOM OR AREA.
- SHEET NOTES:**
1. INSTALL BACKFLOW PREVENTERS IN ACCESSIBLE LOCATION. COORDINATE LOCATION WITH KITCHEN EQUIPMENT CONTRACTOR.

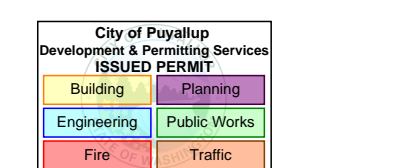
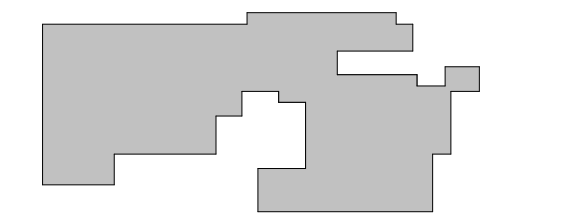


1 LEVEL 01 - PLUMBING - AREA A
SCALE: 1/4" = 1'-0"



4/17/2026

100% CD SET 06/30/2025

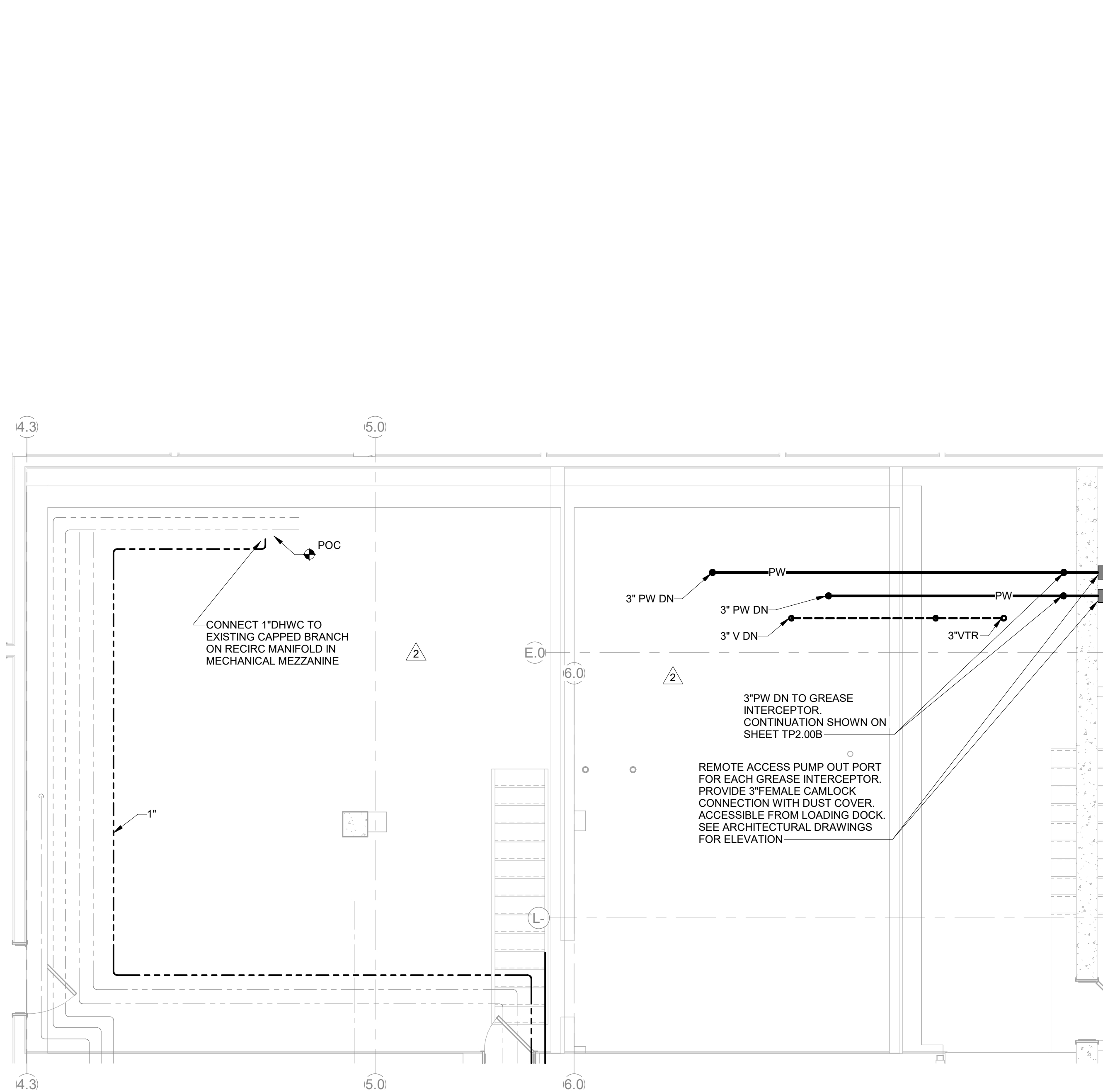


4	ASH-02	04.17.23
B	CapDOH	11.20.22
		05
2	ASH-01	11.06.22
		05
ISSUE	DATE	
Job Number	7725-4055	TITLE

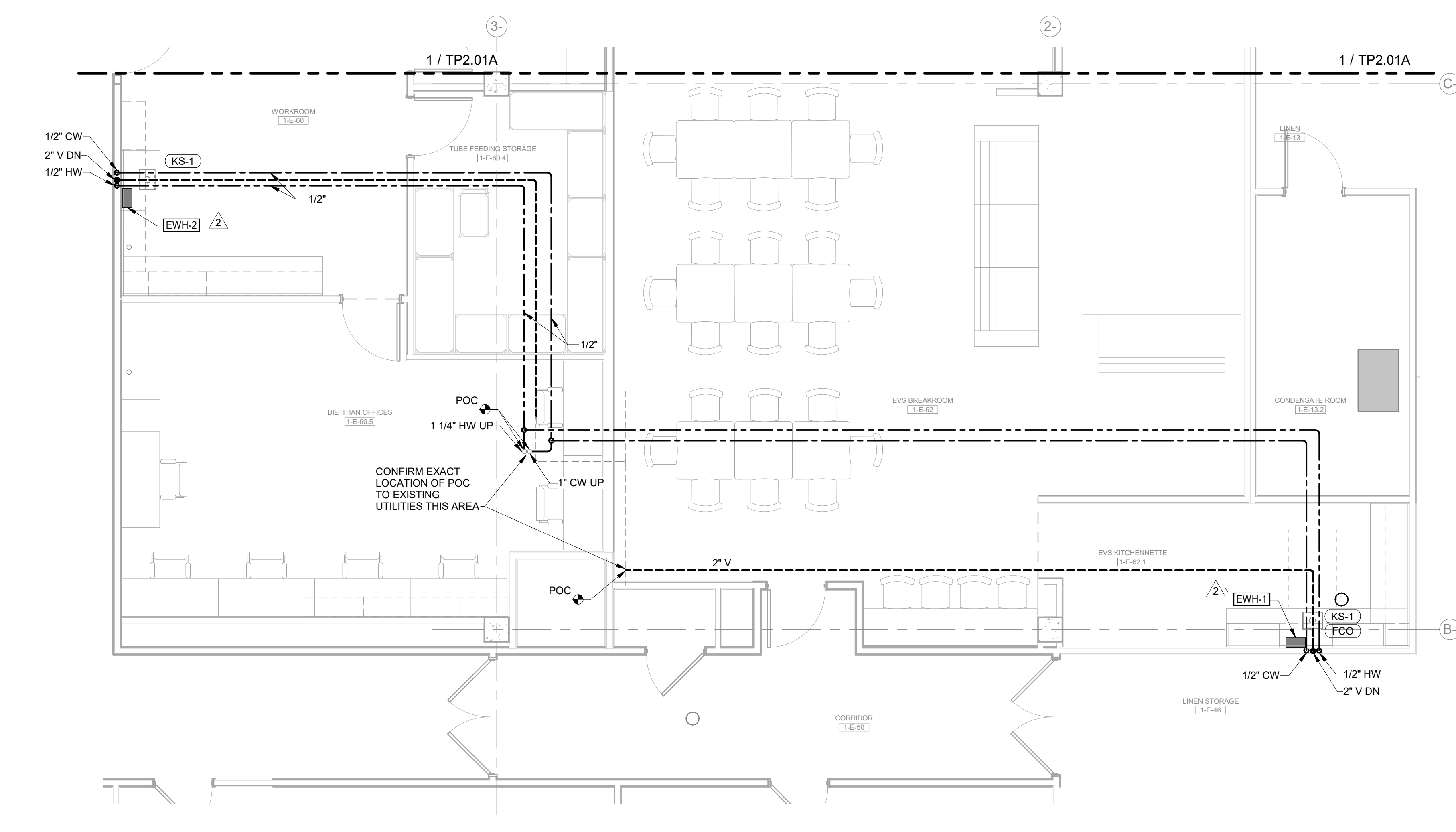
LEVEL 01 FLOOR PLAN -
PHASE 1 AREA B -
PLUMBING

SHEET NUMBER

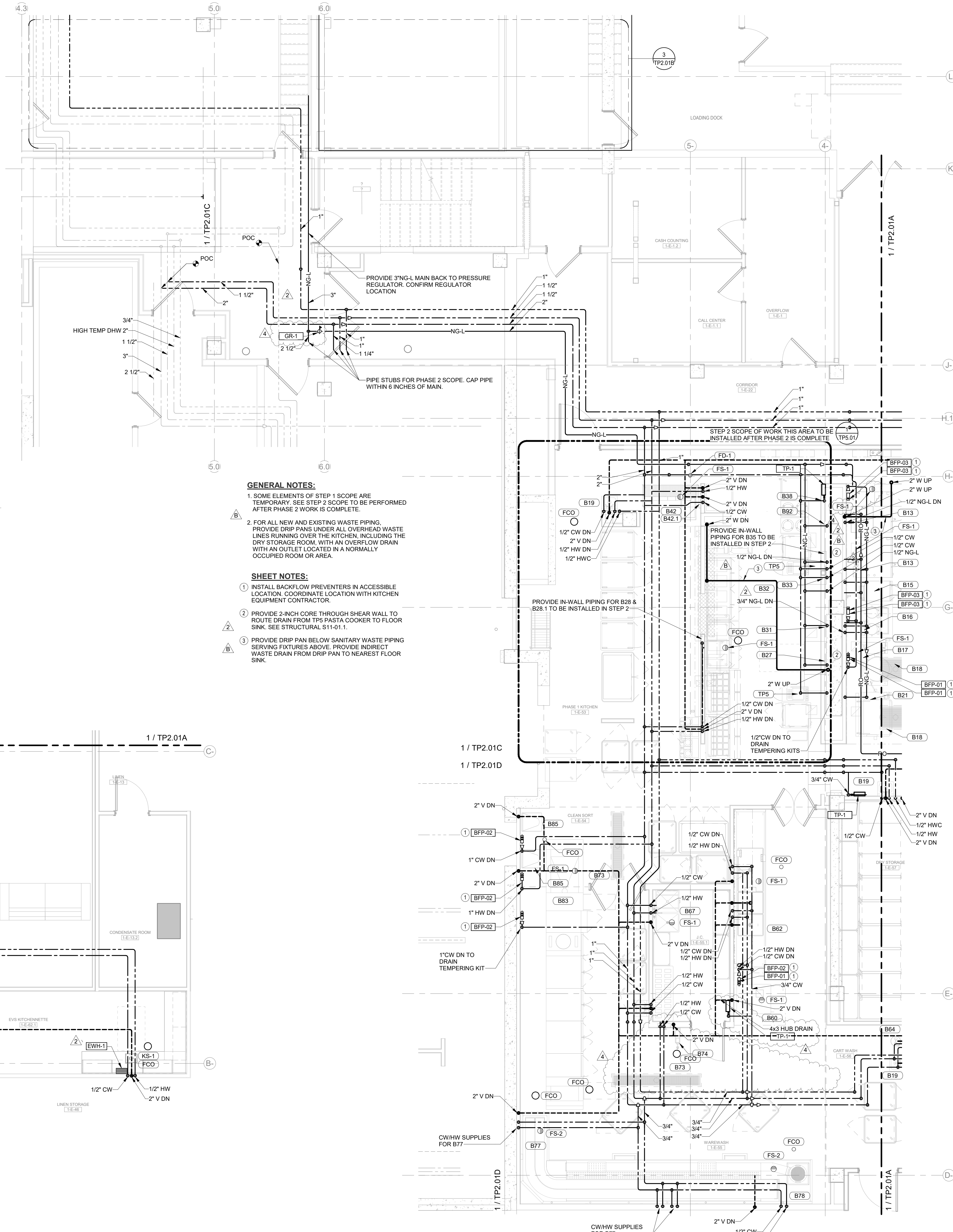
TP2.01B



3 LEVEL 01 - PLUMBING - AREA B WEST - MECHANICAL MEZZANINE PLAN
SCALE: 1/4" = 1'-0"



1 LEVEL 01 - PLUMBING - AREA B SOUTH
SCALE: 1/4" = 1'-0"



2 LEVEL 01 - PLUMBING - AREA B WEST - STEP 1
SCALE: 1/4" = 1'-0"

- GENERAL NOTES:**
- SOME ELEMENTS OF STEP 1 SCOPE ARE TEMPORARY. SEE STEP 2 SCOPE TO BE PERFORMED AFTER PHASE 2 WORK IS COMPLETE.
 - FOR ALL NEW AND EXISTING WASTE PIPING, PROVIDE DRIP PANS UNDER ALL OVERHEAD WASTE LINES RUNNING OVER THE KITCHEN, INCLUDING THE DRY STORAGE ROOM, WITH AN OVERFLOW DRAIN WITH AN OUTLET LOCATED IN A NORMALLY OCCUPIED ROOM OR AREA.
- SHEET NOTES:**
- INSTALL BACKFLOW PREVENTERS IN ACCESSIBLE LOCATION. COORDINATE LOCATION WITH KITCHEN EQUIPMENT CONTRACTOR.
 - PROVIDE 2-INCH CORE THROUGH SHEAR WALL TO ROUTE DRAIN FROM TFS PASTA COOKER TO FLOOR SINK. SEE STRUCTURAL S11-01-1.
 - PROVIDE DRIP PAN BELOW SANITARY WASTE PIPING SERVING FIXTURES ABOVE. PROVIDE INDIRECT WASTE DRAIN FROM DRIP PAN TO NEAREST FLOOR SINK.

4/17/2025 9:37:20 AM Autodesk Docs\MultiCare - Good Samaritan Hospital Kitchen Expansion\PLUMB\MultiCare-Kitchen-PDS-14

CONSULTANTS

- FOOD SERVICE
INMAN FOOD SERVICES
 3807 Charlotte Avenue,
 Nashville, Tennessee 37209
 C/N/L
- AHBL
 1200 5th Ave #1620,
 Seattle, WA 98101
- STRUCTURAL
PCS
 1011 Western Avenue, Suite 810
 Seattle WA 98104
- CONTRACTOR
SELLEN
 227 Westlake Ave,
 Seattle, WA 98109
- PLUMBING
MACDONALD MILLER
 17930 International Blvd
 Suite 120, SeaTac, WA 98188
- MECHANICAL
MACDONALD MILLER
 17930 International Blvd,
 Suite 120, SeaTac, WA 98188
- ELECTRICAL
EBD SERVICES
 14900 International Ave S #143
 Seattle, WA 98168
- PROJECT MANAGER
TURNER & TOWNSEND
 920 5th Avenue,
 Seattle, WA, 98104



MacDonald-Miller
FACILITY SOLUTIONS
 17930 Intl. Blvd, Suite, 120 SeaTac, WA 98188
 Phone: 206-763-9400 www.macmiller.com



4/17/2026

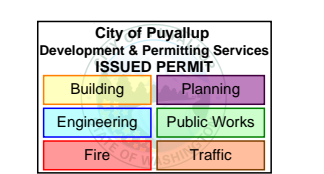
MultiCare
Good Samaritan
Hospital Kitchen
 401 15th Ave SE,
 Puyallup,
 WA 98372

MultiCare
Good Samaritan Hospital
MULTICARE

100% CD SET 06/30/2025

KEY PLAN

ISSUE CHART

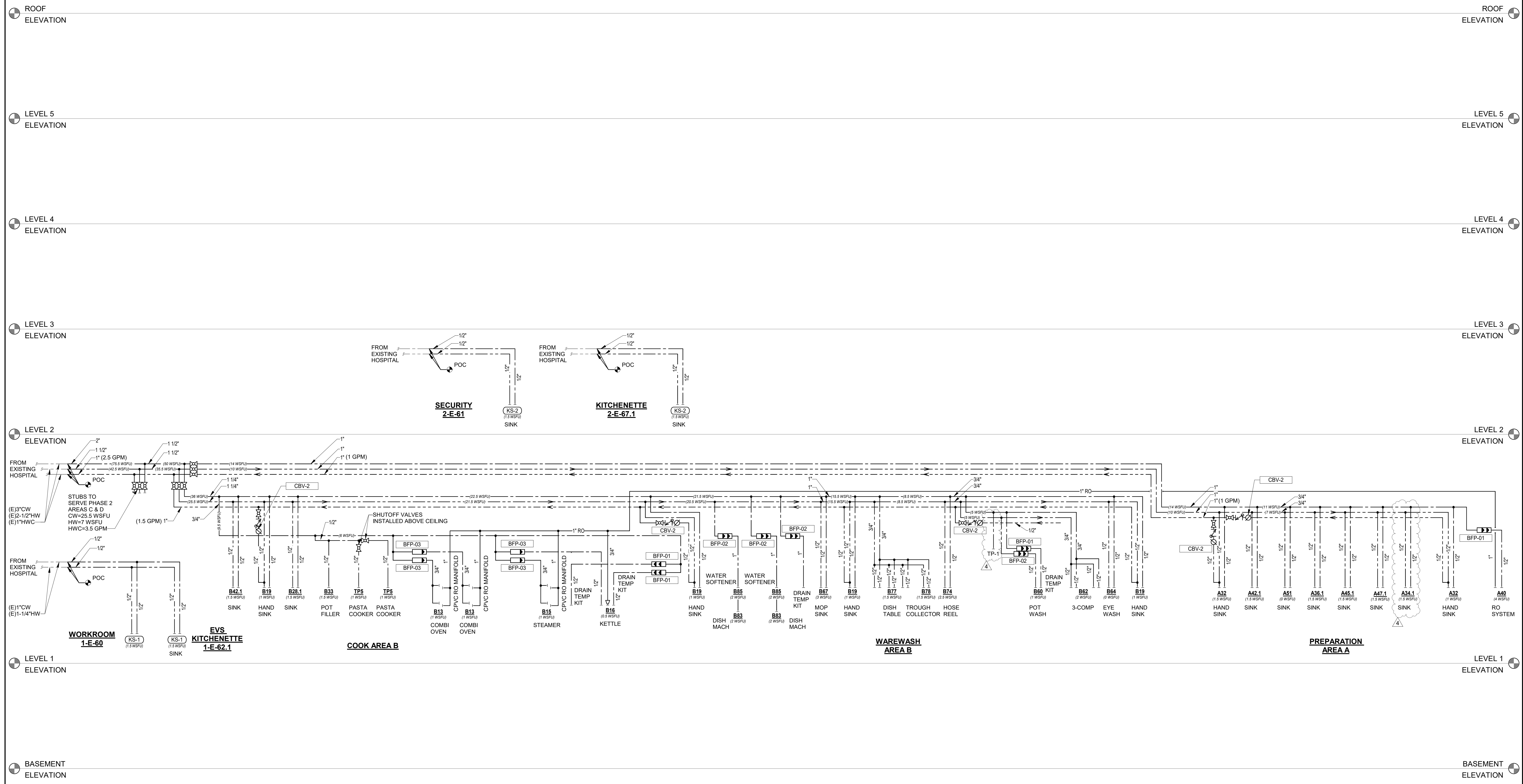


4	ASH-02	04.17.2
ISSUE	ISSUE	DATE
Job Number	7725-4055	TITLE

DOMESTIC WATER RISER

SHEET NUMBER

TP4.01A




1 DOMESTIC WATER RISER - PHASE 1
 SCALE: 1/8" = 1'-0"

4/17/2025 9:37:28 AM Autodesk Docs\MultiCare - Good Samaritan Hospital Kitchen Expansion\PLUM\MultiCare-Kitchen-RS14



MacDonald-Miller
FACILITY SOLUTIONS
17930 Intl. Blvd, Suite 120 SeaTac, WA 98188
Phone: 206-763-9400 www.macmiller.com



4/17/2026

MultiCare
Good Samaritan
Hospital Kitchen
401 15th Ave SE,
Puyallup, WA 98372

100% CD SET 06/30/2025

MULTICARE

KEY PLAN

ISSUE CHART

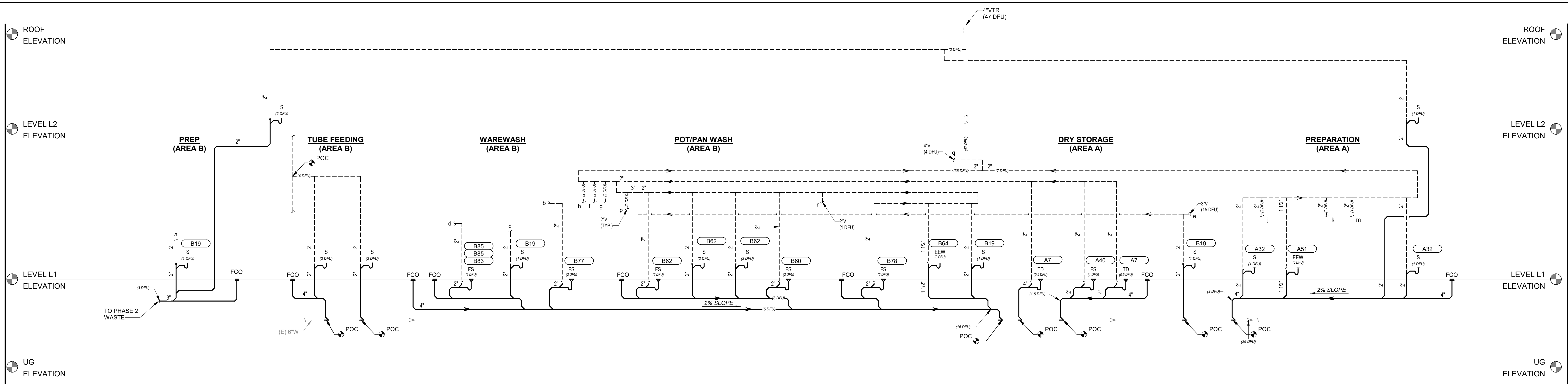
City of Puyallup	Development & Planning Services
Building	Engineering
Public Works	Fire
Police	Traffic

4	ASH-02	04.17.26
DATE	ISSUE	DATE
Job Number	7725-4055	TITLE

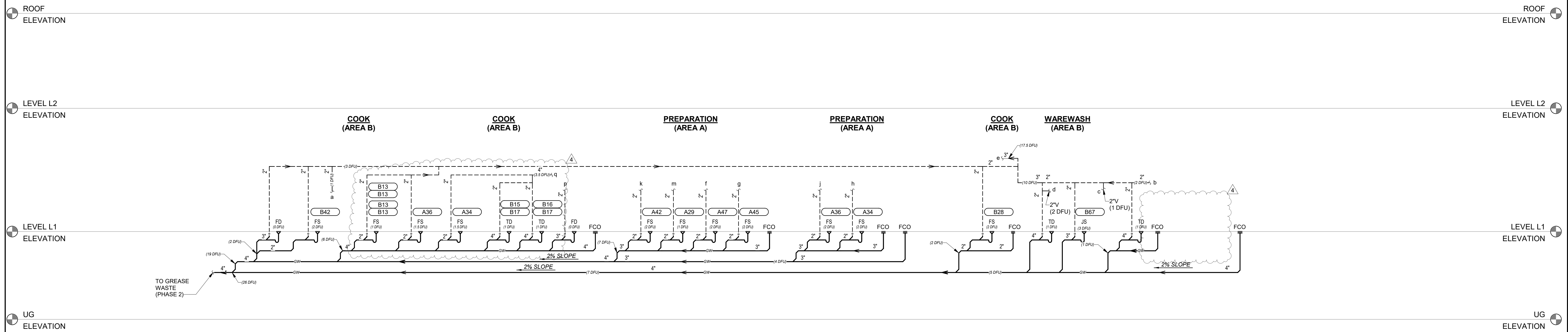
WASTE-VENT-GREASE RISER

SHEET NUMBER

TP4.02A



2 SANITARY WASTE AND VENT RISER DIAGRAM (PHASE 1)
SCALE: 1/8" = 1'-0"



1 GREASE WASTE AND VENT RISER DIAGRAM (PHASE 1)
SCALE: 1/8" = 1'-0"

4/17/2026 9:37:39 AM Autodesk Docs\MultiCare - Good Samaritan Hospital Kitchen Expansion\PLUM\MultiCare-Kitchen-RS1.dwg

CONSULTANTS

- FOOD SERVICE**
- INMAN FOOD SERVICES**
3807 Charlotte Avenue,
Nashville, Tennessee 37209
- CIVIL**
- AHBL**
1200 6th Ave #1620,
Seattle, WA 98101
- STRUCTURAL**
- PCS**
1011 Western Avenue, Suite 810
Seattle, WA 98104
- CONTRACTOR**
- SELLEN**
227 Westlake Ave,
Seattle, WA 98109
- PLUMBING**
- MACDONALD MILLER**
17930 International Blvd,
Suite 120, SeaTac, WA 98158
- MECHANICAL**
- MACDONALD MILLER**
17930 International Blvd,
Suite 120, SeaTac, WA 98188
- ELECTRICAL**
- EBD SERVICES**
14900 International Ave S #143
Seattle, WA 98168
- PROJECT MANAGER**
- TURNER & TOWNSEND**
920 Fifth Avenue,
Seattle, WA, 98104



MacDonald-Miller
FACILITY SOLUTIONS
17930 Intl. Blvd, Suite, 120 SeaTac, WA 98188
Phone: 206-763-9400 www.macmiller.com



4/17/2026

MultiCare
Good Samaritan
Hospital Kitchen
401 15th Ave SE,
Puyallup,
WA 98372

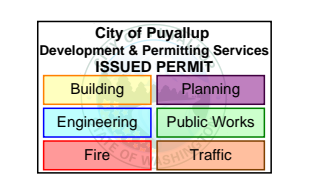
MultiCare
Good Samaritan Hospital

MULTICARE

100% CD SET 06/30/2025

KEY PLAN

ISSUE CHART

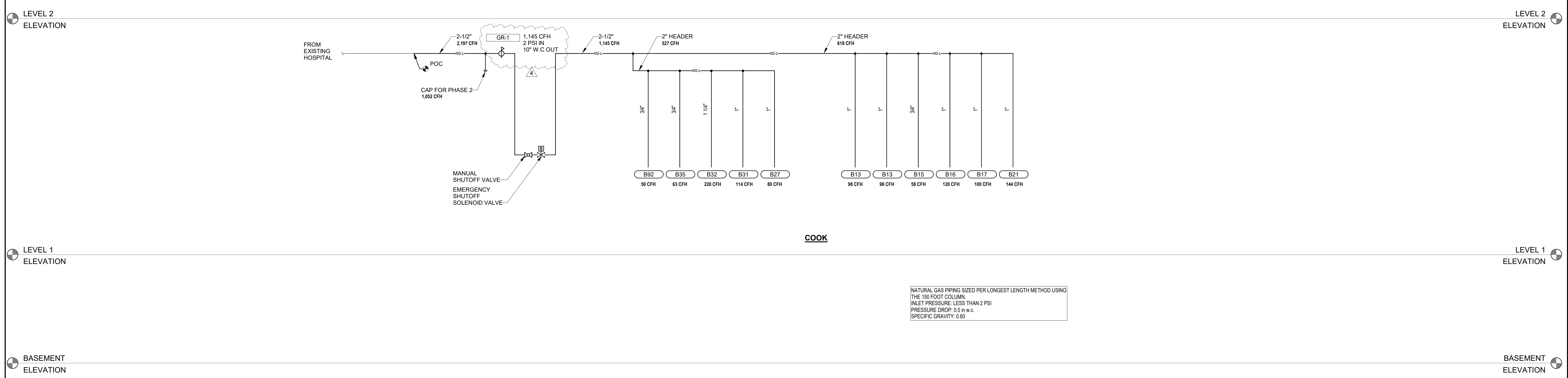


4	ASH-02	04.17.2
ISSUE	ISSUE	DATE
Job Number	7725-4056	TITLE

NATURAL GAS RISER

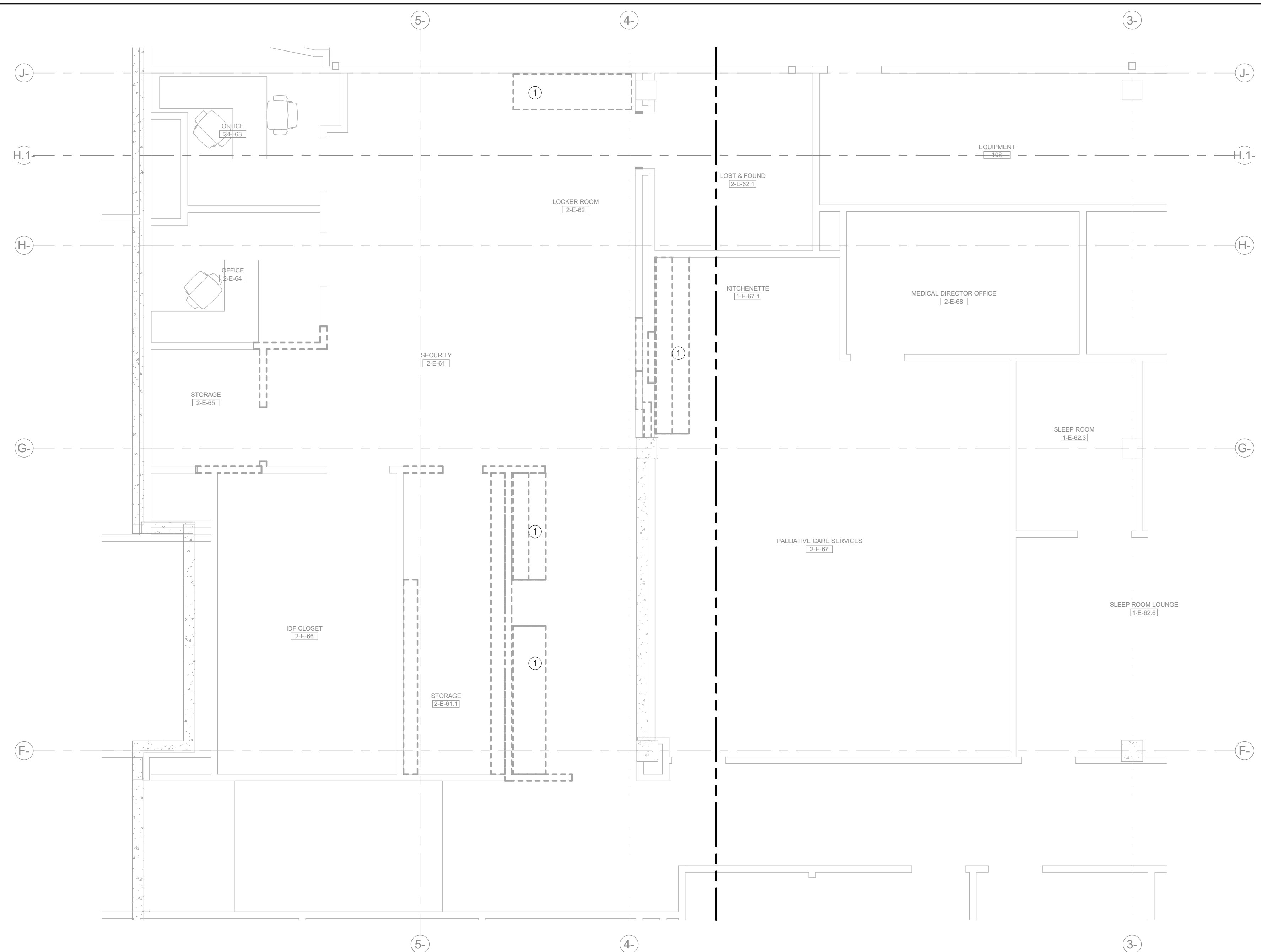
SHEET NUMBER

TP4.03A

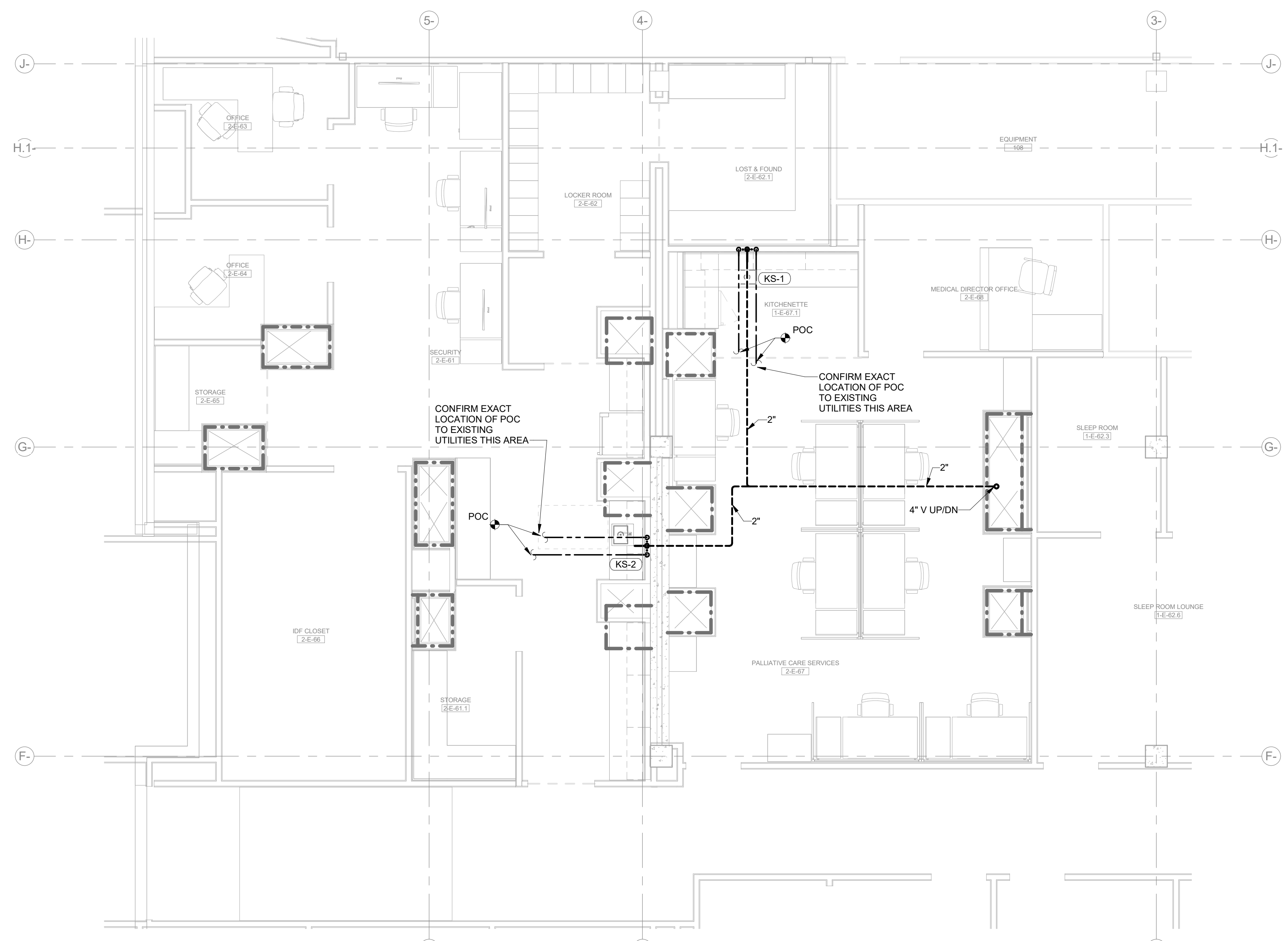


1 NATURAL GAS RISER
SCALE: 1/8" = 1'-0"

4/17/2025 9:37:41 AM Autodesk Docs\MultiCare - Good Samaritan Hospital Kitchen Expansion\PLUMB\MultiCare-Kitchen-Riser.rvt



3 LEVEL 02 - PLUMBING DEMO - PHASE 1
SCALE: 1/4" = 1'-0"

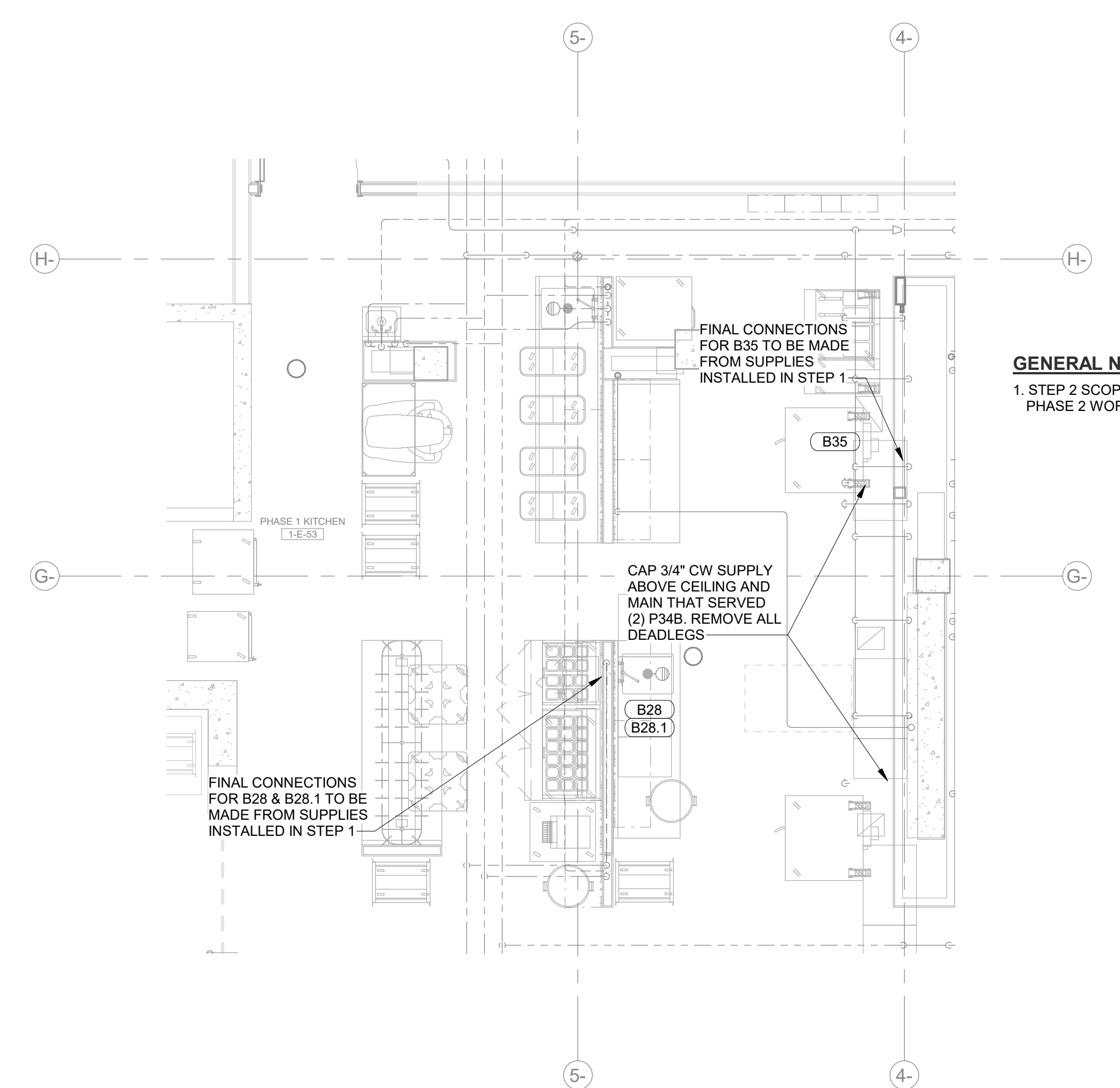


2 LEVEL 02 - PLUMBING - PHASE 1
SCALE: 1/4" = 1'-0"

SHEET NOTES:
1 REMOVE EXISTING PLUMBING FIXTURE AND ASSOCIATED ACCESSORIES TO BE REINSTALLED IN PHASE 1. CAP DOMESTIC WATER, WASTE & VENT PIPING BACK TO MAINS TO ELIMINATE ANY DEADLEAGS.

FIRE & SMOKE RATING LEGEND

- EXISTING 1HR FIRE BARRIER
- EXISTING 2HR FIRE BARRIER
- NEW 1HR RATED FIRE BARRIER
- NEW 2HR RATED FIRE BARRIER
- EXISTING 1HR RATED SMOKE BARRIER
- EXISTING SMOKE PARTITION
- NEW 1HR RATED SMOKE BARRIER
- NEW SMOKE PARTITION



1 LEVEL 01 - PLUMBING - AREA B WEST - STEP 2
SCALE: 1/4" = 1'-0"

GENERAL NOTES:
1. STEP 2 SCOPE OF WORK TO BE PERFORMED AFTER PHASE 2 WORK IS COMPLETE.

1301 5th Ave
#2300, Seattle, WA 98101
1-206338-6000
www.perkinswill.com

- CONSULTANTS**
- FOOD SERVICE**
 - INMAN FOOD SERVICES**
3807 Charlotte Avenue,
Nashville, Tennessee 37209
C/O: L
 - AHBL**
1200 5th Ave #1620,
Seattle, WA 98101
 - STRUCTURAL**
 - PCS**
1011 Western Avenue, Suite 810
Seattle, WA 98104
 - CONTRACTOR**
 - SELLEN**
227 Westlake Ave,
Seattle, WA 98109
 - PLUMBING**
 - MACDONALD MILLER**
17930 International Blvd,
Suite 120, SeaTac, WA 98159
 - MECHANICAL**
 - MACDONALD MILLER**
17930 International Blvd,
Suite 120, SeaTac, WA 98188
 - ELECTRICAL**
 - EBD SERVICES**
14900 International Ave S #143
Seattle, WA 98168
 - PROJECT MANAGER**
 - TURNER & TOWNSEND**
920 Fifth Avenue,
Seattle, WA 98104


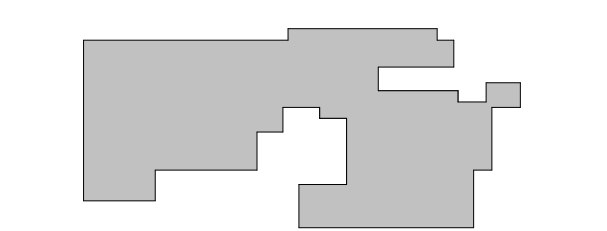
MacDonald-Miller
FACILITY SOLUTIONS
17930 Intl. Blvd, Suite 120 SeaTac, WA 98188
Phone: 206-763-9400 www.macmiller.com



MultiCare
Good Samaritan
Hospital Kitchen
401 15th Ave SE,
Puyallup,
WA 98372

MultiCare
Good Samaritan Hospital
MULTICARE

KEY PLAN



City of Puyallup
Development & Planning Services
3800 1st Ave
Puyallup, WA 98372

Building	Engineering	Public Works
Fire	Police	Traffic

A	Permit Corrections	07.11.2025
ISSUE	DATE	
Job Number	7725-4055	TITLE

ENLARGED FLOOR PLANS - PLUMBING

SHEET NUMBER
TP5.01

CONSULTANTS

FOOD SERVICE
INMAN FOOD SERVICES
3807 Charlotte Avenue,
Nashville, Tennessee 37209

CIVIL
AHBL
1200 6th Ave #1620,
Seattle, WA 98101

STRUCTURAL
PCS
1011 Western Avenue, Suite 810
Seattle, WA 98104

CONTRACTOR
SELLEN
227 Westlake Ave,
Seattle, WA 98109

PLUMBING
MACDONALD MILLER
17930 International Blvd,
Suite 120, SeaTac, WA 98188

MECHANICAL
MACDONALD MILLER
17930 International Blvd,
Suite 120, SeaTac, WA 98188

ELECTRICAL
EBD SERVICES
14900 Interurban Ave S #143
Seattle, WA 98168

PROJECT MANAGER
TURNER & TOWNSEND
920 Fifth Avenue,
Seattle, WA, 98104



MacDonald-Miller
FACILITY SOLUTIONS
17930 Intl. Blvd, Suite, 120 SeaTac, WA 98188
Phone: 206-763-9400 www.macmiller.com



4/17/2026

MultiCare
Good Samaritan
Hospital Kitchen
401 15th Ave SE,
Puyallup,
WA 98372

MultiCare
Good Samaritan Hospital

MULTICARE

100% CD SET 06/30/2025

KEY PLAN

ISSUE CHART

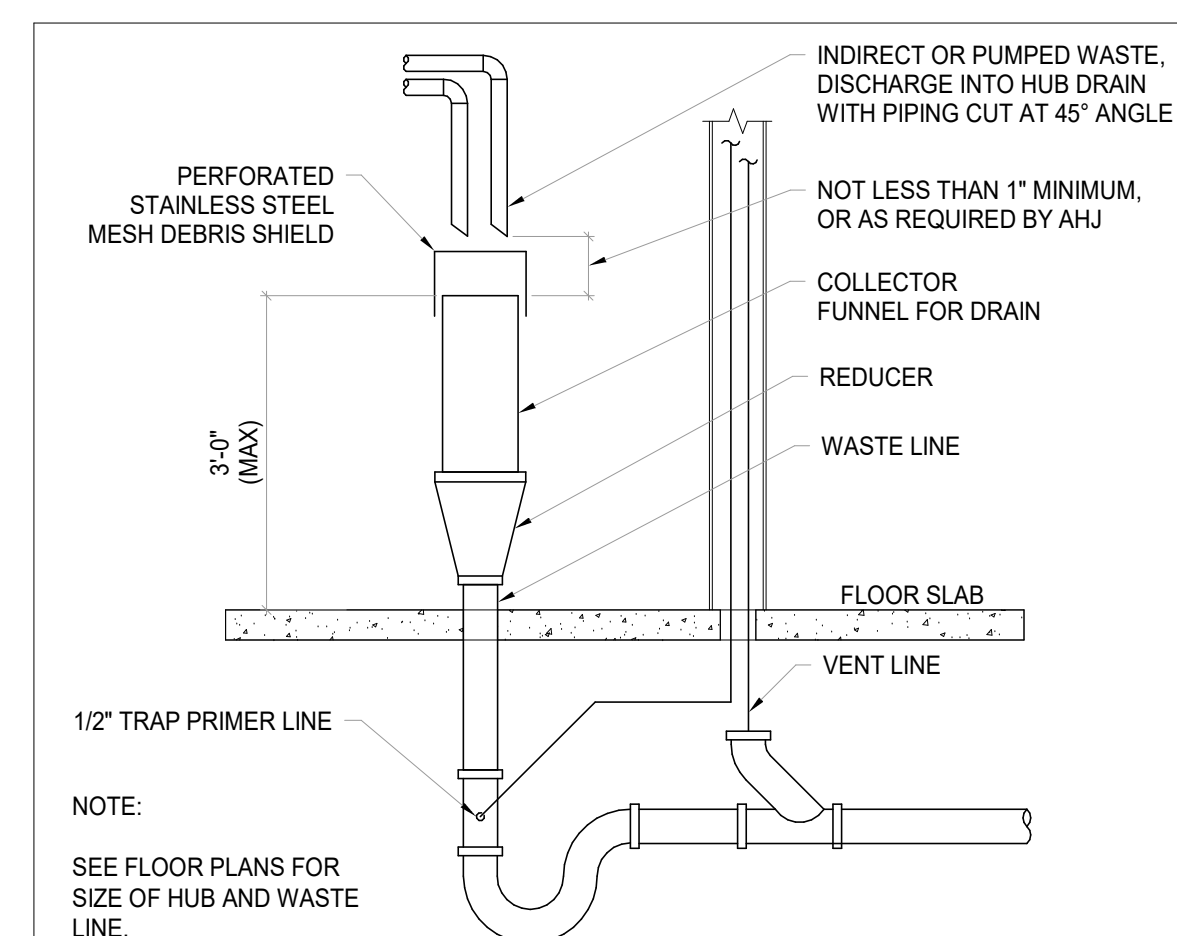
City of Puyallup Development & Planning Services	Building	Engineering	Public Works
	Planning	Fire	Traffic

ISSUE	DATE
Job Number	7725-4055
TITLE	

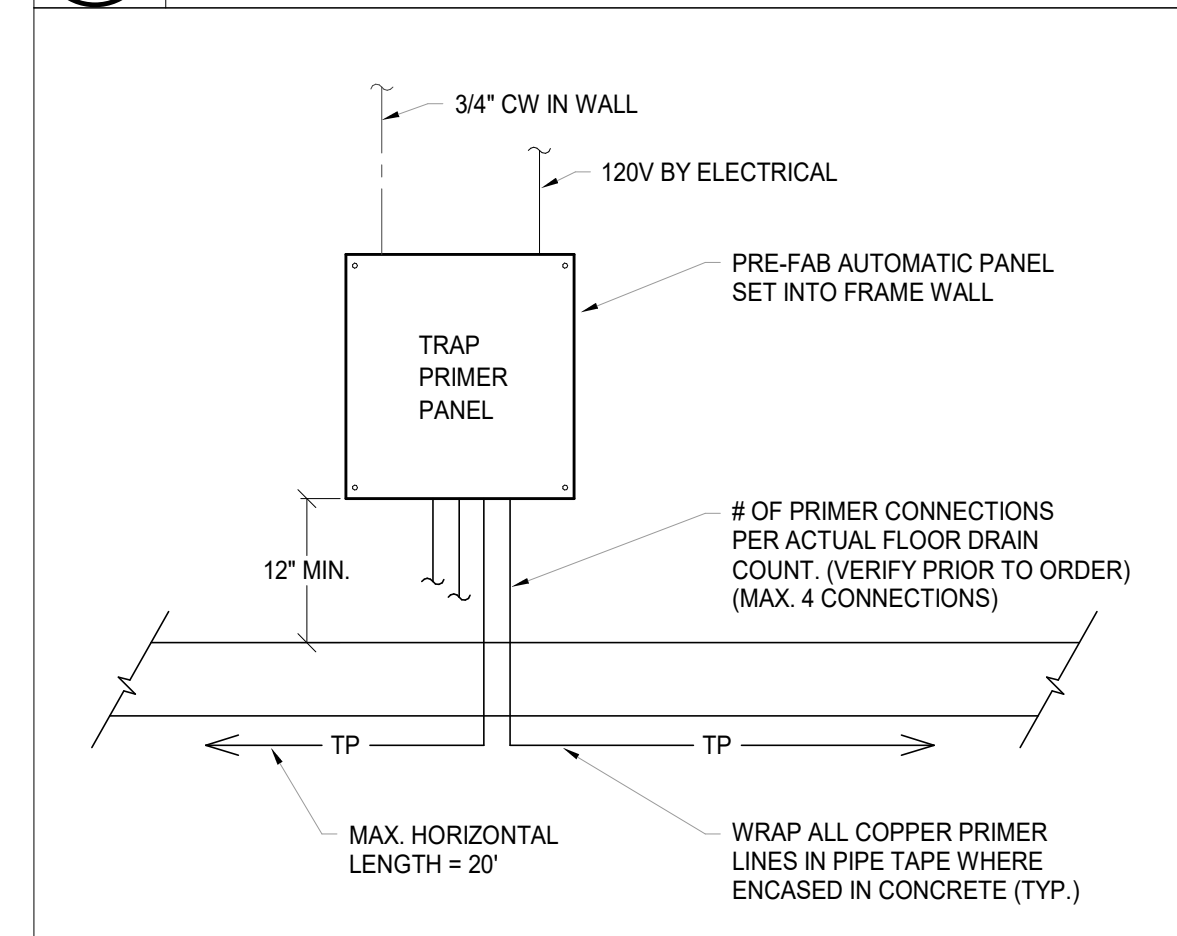
PLUMBING DETAILS

SHEET NUMBER

P6.01



2
P6.01 **OPEN HUB DRAIN WASTE PIPING**
N.T.S.



1
P6.01 **ELECTRONIC TRAP PRIMER MANIFOLD**
N.T.S.

CONSULTANTS

FOOD SERVICE
INMAN FOOD SERVICES
 3807 Charlotte Avenue,
 Nashville, Tennessee 37209

CIVIL
AHBL
 1200 6th Ave #1620,
 Seattle, WA 98101

STRUCTURAL
PCS
 1011 Western Avenue, Suite 810
 Seattle, WA 98104

CONTRACTOR
SELLEN
 227 Westlake Ave,
 Seattle, WA 98109

PLUMBING
MACDONALD MILLER
 17930 International Blvd,
 Suite 120, SeaTac, WA 98188

MECHANICAL
MACDONALD MILLER
 17930 International Blvd,
 Suite 120, SeaTac, WA 98188

ELECTRICAL
EBD SERVICES
 14900 International Ave S #143
 Seattle, WA 98188

PROJECT MANAGER
TURNER & TOWNSEND
 920 Fifth Avenue,
 Seattle, WA 98104



MacDonald-Miller
FACILITY SOLUTIONS
 17930 Intl. Blvd, Suite, 120 SeaTac, WA 98188
 Phone: 206-763-9400 www.macmiller.com



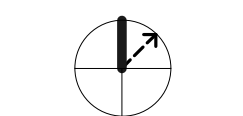
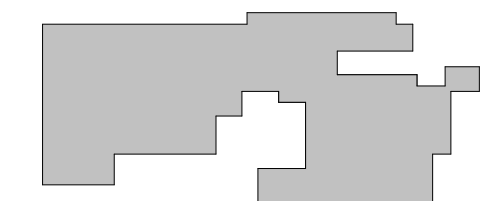
4/17/2026

MultiCare
Good Samaritan
Hospital Kitchen
 401 15th Ave SE,
 Puyallup,
 WA 98372

MultiCare
Good Samaritan Hospital
MULTICARE

100% CD SET 06/30/2025

KEY PLAN



ISSUE CHART

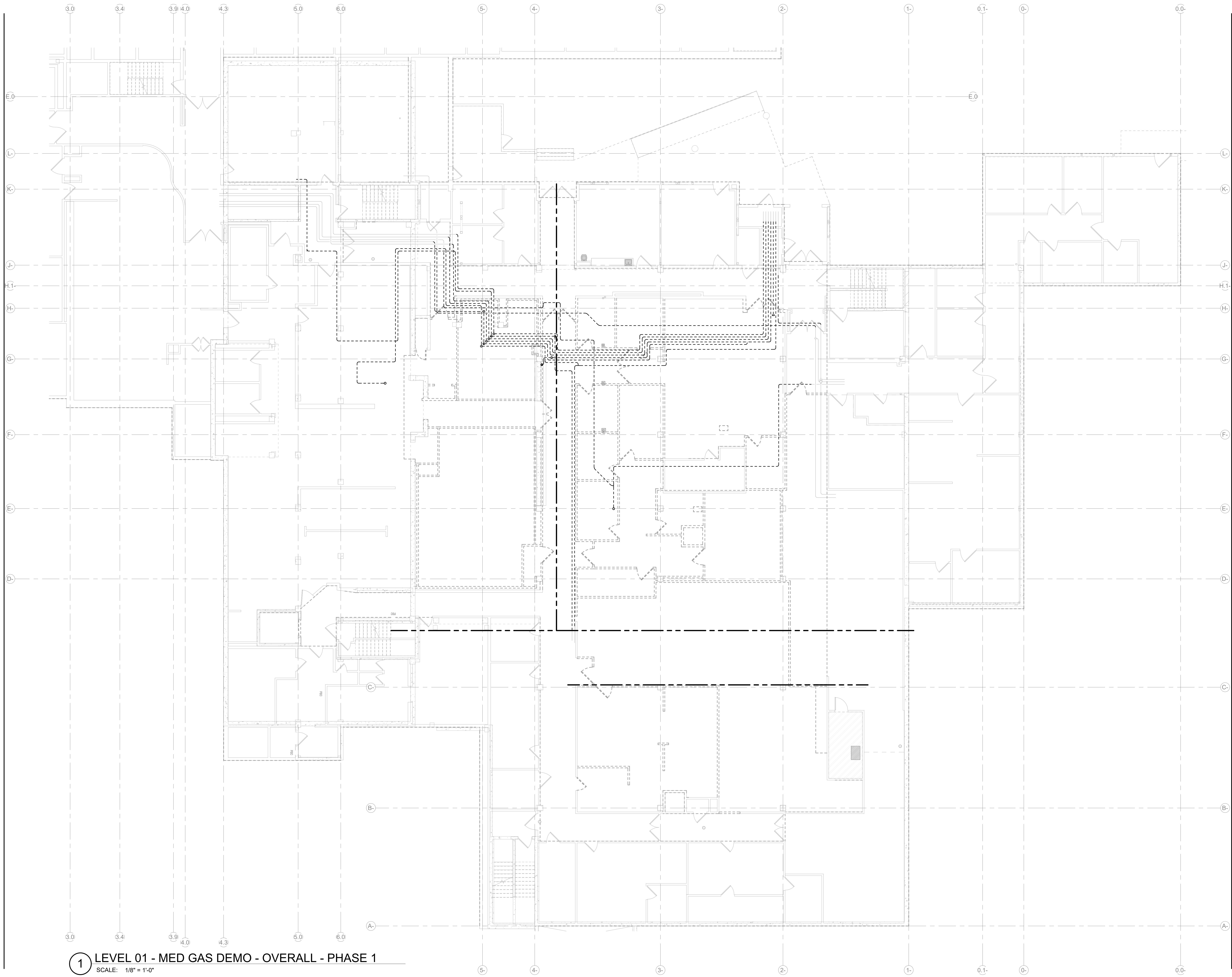
City of Puyallup Development & Planning Services	04/17/25
Building	02/08/25
Engineering	02/08/25
Fire	02/08/25
Public Works	02/08/25
Traffic	02/08/25

4	ASH-02	04/17/25
ISSUE	ISSUE	DATE
Job Number	7725-4055	TITLE

LEVEL 01 DEMOLITION
OVERALL FLOOR PLAN-
MED GAS

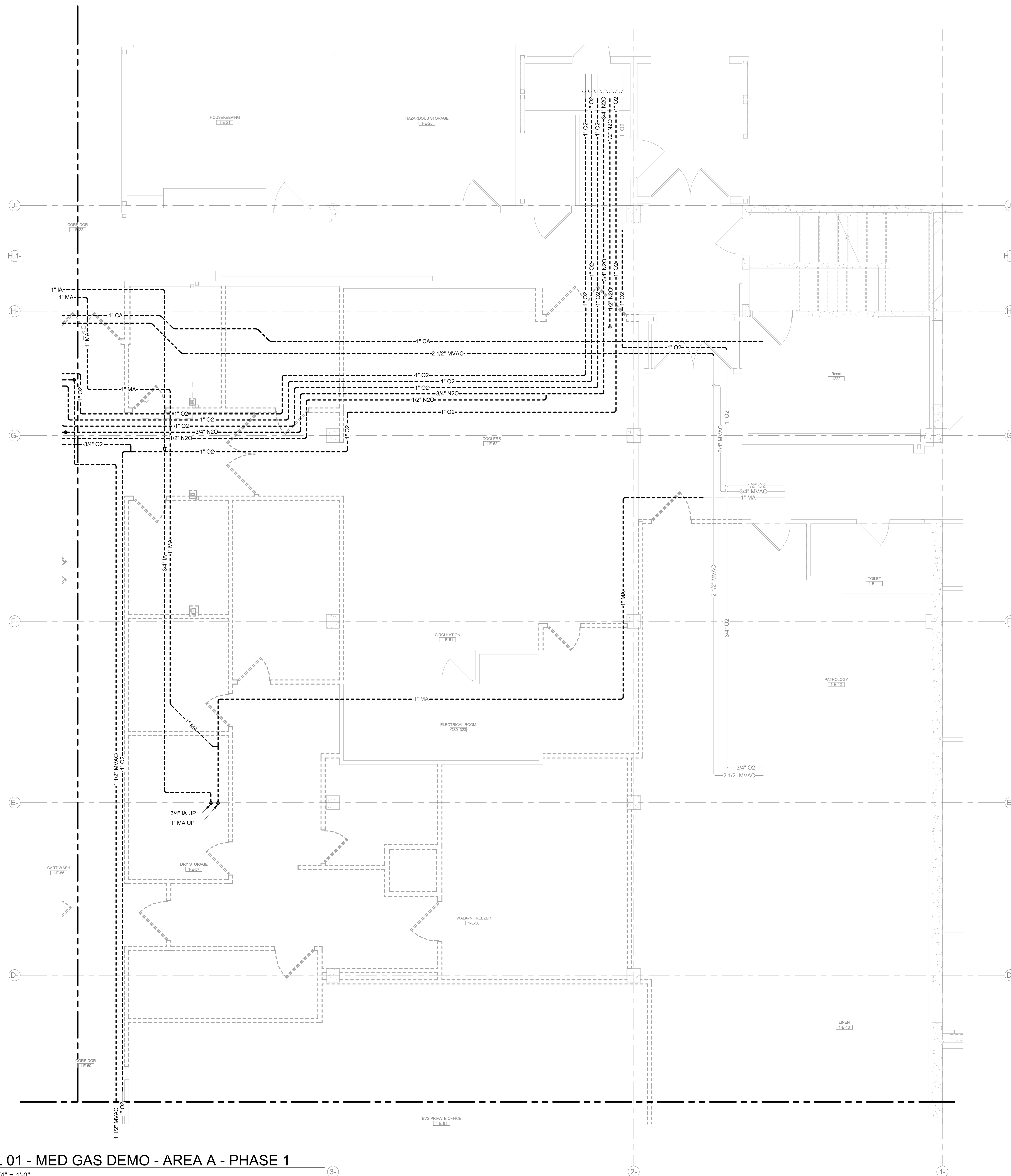
SHEET NUMBER

DG2.01



1 LEVEL 01 - MED GAS DEMO - OVERALL - PHASE 1
 SCALE: 1/8" = 1'-0"

4/17/2026 9:14:36 AM Autodesk Docs\MultiCare - Good Samaritan Hospital Kitchen Expansion\PLUM\MultiCare-Kitchen-PDS-14



1 LEVEL 01 - MED GAS DEMO - AREA A - PHASE 1
 SCALE: 1/4" = 1'-0"

Perkins&Will

1301 5th Ave
 #2300, Seattle,
 WA 98101
 T+12063816000
 www.perkinswill.com

CONSULTANTS

- FOOD SERVICE**
- INMAN FOOD SERVICES**
 3807 Charlotte Avenue,
 Nashville, Tennessee 37209
- CIVIL**
- AHBL**
 1200 6th Ave #1620,
 Seattle, WA 98101
- STRUCTURAL**
- PCS**
 1011 Western Avenue, Suite 810
 Seattle, WA 98104
- CONTRACTOR**
- SELLEN**
 227 Westlake Ave,
 Seattle, WA 98109
- PLUMBING**
- MACDONALD MILLER**
 17930 International Blvd,
 Suite 120, SeaTac, WA 98158
- MECHANICAL**
- MACDONALD MILLER**
 17930 International Blvd,
 Suite 120, SeaTac, WA 98188
- ELECTRICAL**
- EBD SERVICES**
 14900 International Ave S #143
 Seattle, WA 98168
- PROJECT MANAGER**
- TURNER & TOWNSEND**
 920 Fifth Avenue,
 Seattle, WA 98104



MacDonald-Miller
FACILITY SOLUTIONS
 17930 Intl. Blvd, Suite, 120 SeaTac, WA 98188
 Phone: 206-763-9400 www.macmiller.com



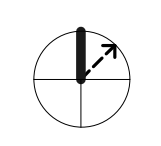
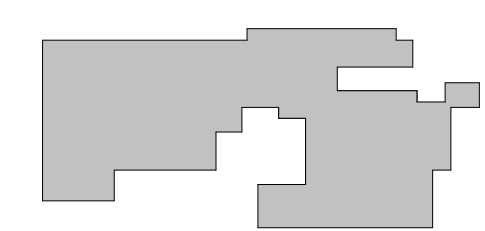
4/17/2026

MultiCare
Good Samaritan
Hospital Kitchen
 401 15th Ave SE,
 Puyallup,
 WA 98372

100% CD SET 06/30/2025

MultiCare
Good Samaritan Hospital
MULTICARE

KEY PLAN



ISSUE CHART

City of Puyallup	Development & Planning Services
Building	Engineering
Public Works	Fire
Public Works	Traffic

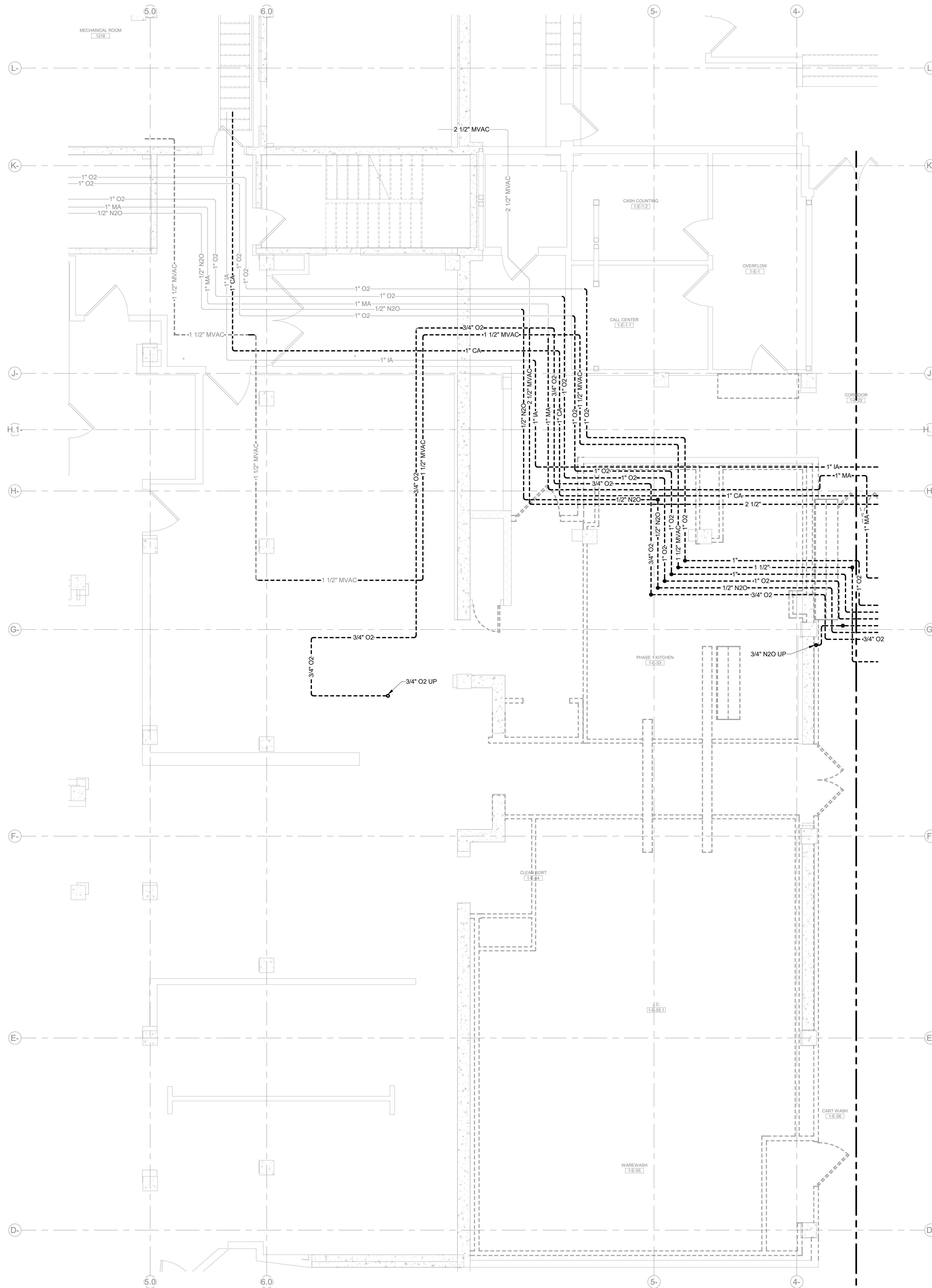
4	ASH-02	04.17.2
ISSUE	ISSUE	DATE
Job Number	7725-4055	TITLE

LEVEL 01 FLOOR PLAN
DEMOLITION - AREA A

SHEET NUMBER

DG2.01A

4/17/2026 9:14:49 AM Autodesk Docs\MultiCare - Good Samaritan Hospital Kitchen Expansion\PLUM\MultiCare-Kitchen-PDS.rvt



1 LEVEL 01 - MED GAS DEMO - AREA B - PHASE 1
SCALE: 1/4" = 1'-0"

Perkins&Will

1301 5th Ave
#2300, Seattle,
WA 98101
T: 206.381.6000
www.perkinswill.com

CONSULTANTS

- FOOD SERVICE**
- INMAN FOOD SERVICES**
3807 Charlotte Avenue,
Nashville, Tennessee 37209
- CIVIL**
- AHBL**
1200 6th Ave #1620,
Seattle, WA 98101
- STRUCTURAL**
- PCS**
1011 Western Avenue, Suite 810
Seattle, WA 98104
- CONTRACTOR**
- SELLEN**
227 Westlake Ave,
Seattle, WA 98109
- PLUMBING**
- MACDONALD MILLER**
17930 International Blvd,
Suite 120, SeaTac, WA 98158
- MECHANICAL**
- MACDONALD MILLER**
17930 International Blvd,
Suite 120, SeaTac, WA 98188
- ELECTRICAL**
- EBD SERVICES**
14900 International Ave S #143
Seattle, WA 98168
- PROJECT MANAGER**
- TURNER & TOWNSEND**
920 Fifth Avenue,
Seattle, WA, 98104



MacDonald-Miller
FACILITY SOLUTIONS
17930 Intl. Blvd, Suite, 120 SeaTac, WA 98188
Phone: 206-763-9400 www.macmiller.com



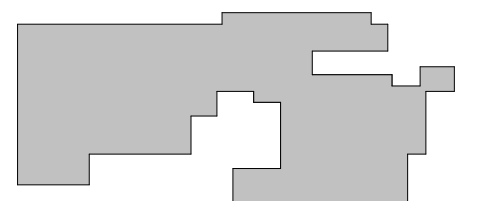
4/17/2026

MultiCare
Good Samaritan
Hospital Kitchen
401 15th Ave SE,
Puyallup,
WA 98372

MultiCare
Good Samaritan Hospital
MULTICARE

100% CD SET 06/30/2025

KEY PLAN



ISSUE CHART

City of Puyallup	Development & Planning Services
Building	Engineering
Public Works	Fire
Public Works	Traffic

4	ASH-02	04.17.2
ISSUE	ISSUE	DATE
Job Number	7725-4055	TITLE

LEVEL 01 FLOOR PLAN
DEMOLITION - AREA B

SHEET NUMBER

DG2.01B

CONSULTANTS

FOOD SERVICE

INMAN FOOD SERVICES
 3807 Charlotte Avenue,
 Nashville, Tennessee 37209

AHBL
 1200 5th Ave #1620,
 Seattle, WA 98101

STRUCTURAL

PCS
 1011 Western Avenue, Suite 810
 Seattle, WA 98104

CONTRACTOR

SELLEN
 227 Westlake Ave,
 Seattle, WA 98109

PLUMBING
MACDONALD MILLER
 17930 International Blvd,
 Suite 120, SeaTac, WA 98188

MECHANICAL
MACDONALD MILLER
 17930 International Blvd,
 Suite 120, SeaTac, WA 98188

ELECTRICAL
EBD SERVICES
 14900 Interurban Ave S #143
 Seattle, WA 98168

PROJECT MANAGER
TURNER & TOWNSEND
 920 Fifth Avenue,
 Seattle, WA, 98104



MacDonald-Miller
FACILITY SOLUTIONS
 17930 Intl. Blvd, Suite, 120 SeaTac, WA 98188
 Phone: 206-763-9400 www.macmiller.com



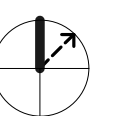
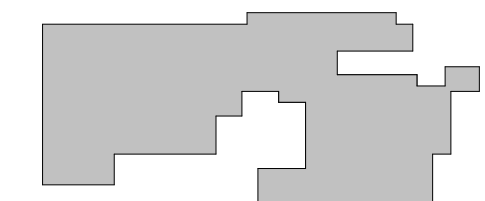
4/17/2026

MultiCare
Good Samaritan
Hospital Kitchen
 401 15th Ave SE,
 Puyallup,
 WA 98372

MultiCare
Good Samaritan Hospital
MULTICARE

100% CD SET 06/30/2025

KEY PLAN



ISSUE CHART

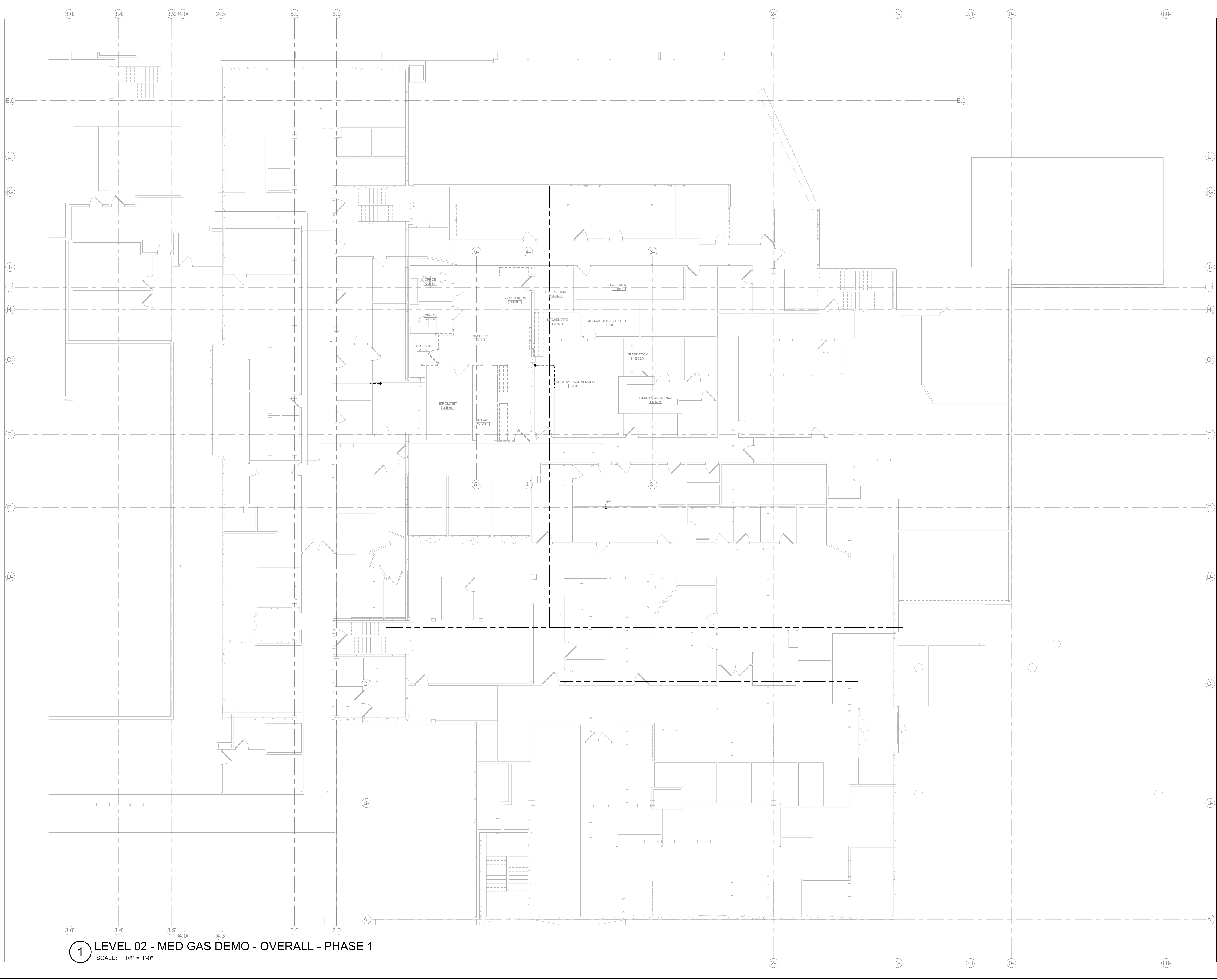
City of Puyallup Development & Planning Services	04/17/25
Building	02/08/25
Engineering	02/08/25
Fire	02/08/25
Public Works	02/08/25
Traffic	02/08/25

4	ASH-02	04/17/25
ISSUE	ISSUE	DATE
Job Number	7725-4056	TITLE

LEVEL 02 DEMOLITION
OVERALL FLOOR PLAN -
MED GAS


SHEET NUMBER

DG2.02



1 LEVEL 02 - MED GAS DEMO - OVERALL - PHASE 1
 SCALE: 1/8" = 1'-0"

4/17/2026 9:14:49 AM Autodesk Docs\MultiCare - Good Samaritan Hospital Kitchen Expansion\PLUM\MultiCare-Kitchen-P25.rvt



1 LEVEL 02 - MED GAS DEMO - AREA A - PHASE 1
SCALE: 1/4" = 1'-0"

Room
101

Perkins&Will

1301 5th Ave
#2300, Seattle,
WA 98101
T: 206.381.6000
www.perkinswill.com

CONSULTANTS

- FOOD SERVICE**
INMAN FOOD SERVICES
3807 Charlotte Avenue,
Nashville, Tennessee 37209
- CIVIL**
AHLB
1200 6th Ave #1620,
Seattle, WA 98101
- STRUCTURAL**
PCS
1011 Western Avenue, Suite 810
Seattle, WA 98104
- CONTRACTOR**
SELLEN
227 Westlake Ave,
Seattle, WA 98109
- PLUMBING**
MACDONALD MILLER
17930 International Blvd,
Suite 120, SeaTac, WA 98188
- MECHANICAL**
MACDONALD MILLER
17930 International Blvd,
Suite 120, SeaTac, WA 98188
- ELECTRICAL**
EBD SERVICES
14900 International Ave S #143
Seattle, WA 98188
- PROJECT MANAGER**
TURNER & TOWNSEND
920 5th Avenue,
Seattle, WA, 98104



MacDonald-Miller
FACILITY SOLUTIONS
17930 Intl. Blvd, Suite, 120 SeaTac, WA 98188
Phone: 206-763-9400 www.macmiller.com



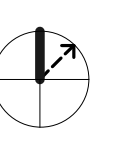
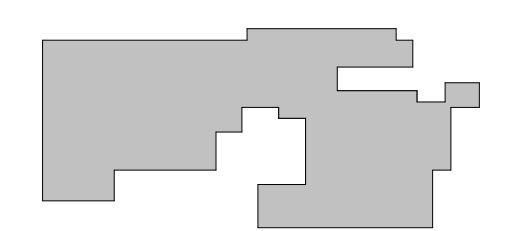
4/17/2026

MultiCare
Good Samaritan
Hospital Kitchen
401 15th Ave SE,
Puyallup,
WA 98372

MultiCare
Good Samaritan Hospital
MULTICARE

100% CD SET 06/30/2025

KEY PLAN



ISSUE CHART

City of Puyallup Development & Planning Services	
Building	Planning
Engineering	Public Works
Fire	Traffic

4	ASH-02	04.17.2
ISSUE	ISSUE	DATE
Job Number	7725-4055	TITLE

LEVEL 02 FLOOR PLAN
DEMOLITION - AREA A

SHEET NUMBER


DG2.02A

CONSULTANTS

- FOOD SERVICE**
- INMAN FOOD SERVICES**
 3807 Charlotte Avenue,
 Nashville, Tennessee 37209
- CIVIL**
- AHBL**
 1200 6th Ave #1620,
 Seattle, WA 98101
- STRUCTURAL**
- PCS**
 1011 Western Avenue, Suite 810
 Seattle, WA 98104
- CONTRACTOR**
- SELLEN**
 227 Westlake Ave,
 Seattle, WA 98109
- PLUMBING**
- MACDONALD MILLER**
 17930 International Blvd,
 Suite 120, SeaTac, WA 98188
- MECHANICAL**
- MACDONALD MILLER**
 17930 International Blvd,
 Suite 120, SeaTac, WA 98188
- ELECTRICAL**
- EBD SERVICES**
 14900 Interurban Ave S #143
 Seattle, WA 98168
- PROJECT MANAGER**
- TURNER & TOWNSEND**
 920 Fifth Avenue,
 Seattle, WA 98104



MacDonald-Miller
FACILITY SOLUTIONS
 17930 Intl. Blvd, Suite, 120 SeaTac, WA 98188
 Phone: 206-763-9400 www.macmiller.com



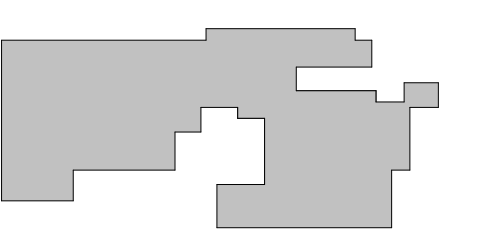
4/17/2026

MultiCare
Good Samaritan
Hospital Kitchen
 401 15th Ave SE,
 Puyallup, WA 98372

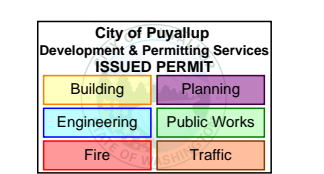
MultiCare
Good Samaritan Hospital
MULTICARE

100% CD SET 06/30/2025

KEY PLAN



ISSUE CHART

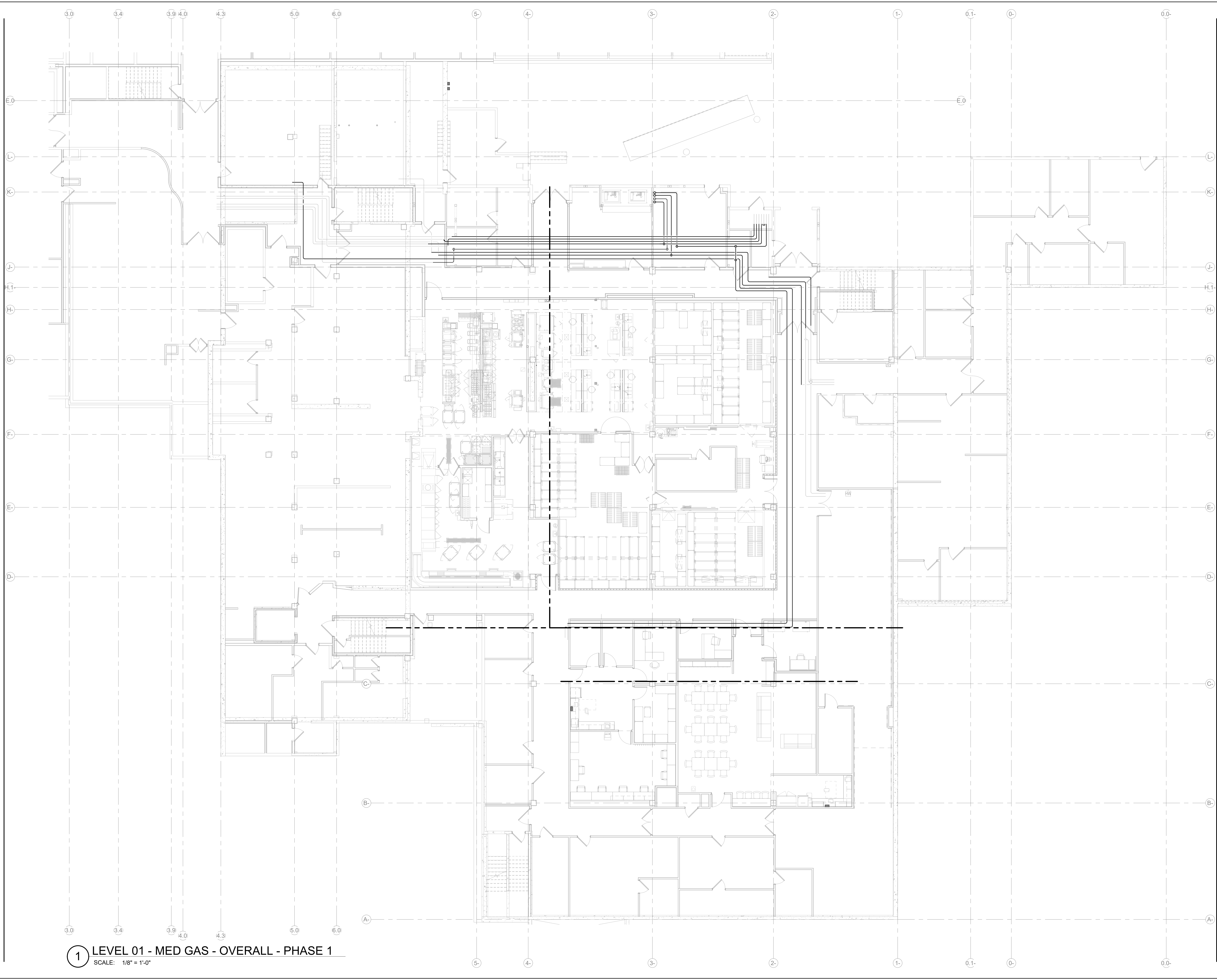


4	ASH-02	04/17/2
ISSUE	ISSUE	DATE
Job Number	7725-4055	TITLE

LEVEL 01 OVERALL
FLOOR PLAN - MED GAS

SHEET NUMBER

TG2.01



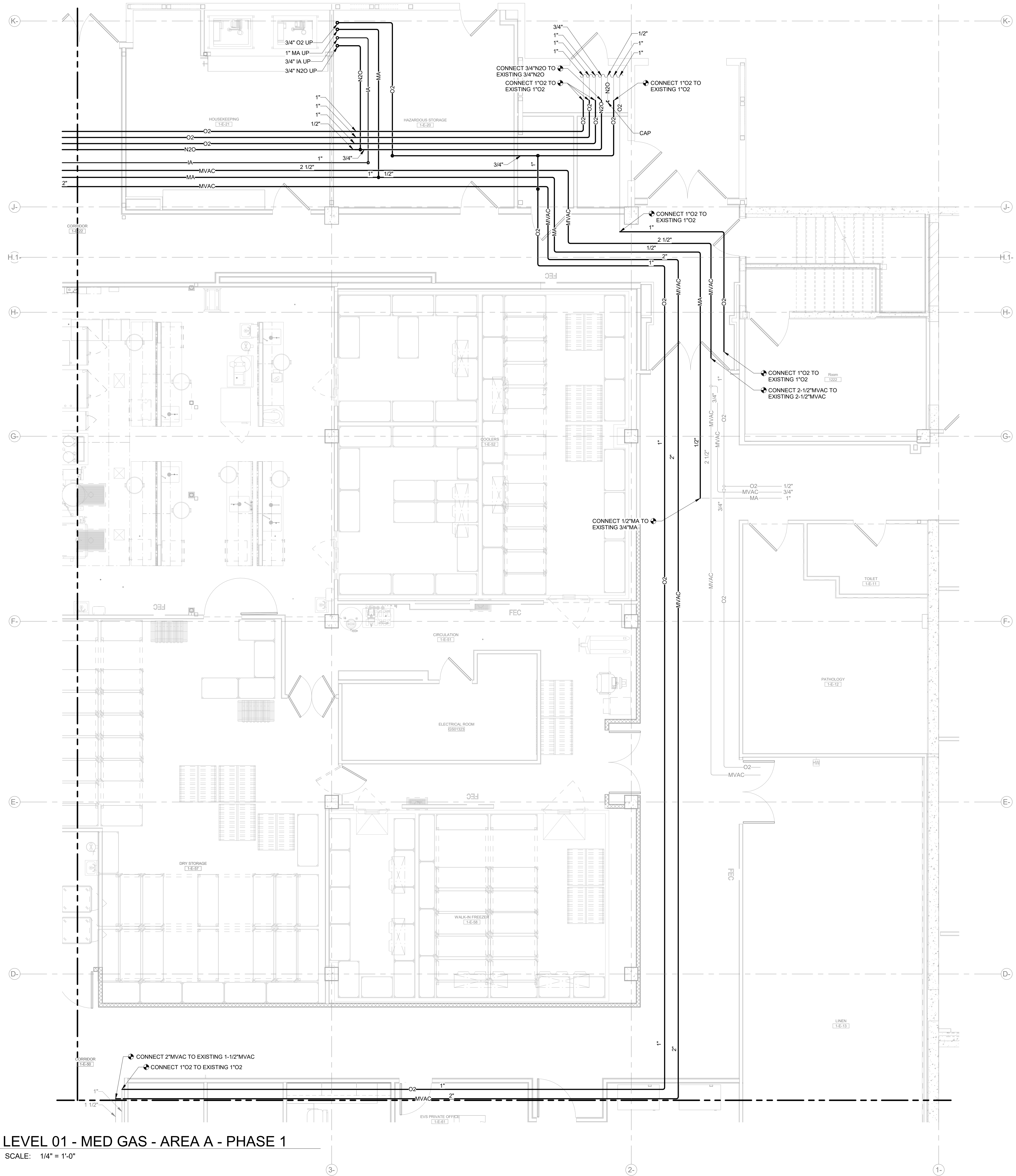
1 LEVEL 01 - MED GAS - OVERALL - PHASE 1
 SCALE: 1/8" = 1'-0"

4/17/2026 9:14:56 AM Autodesk Docs\MultiCare - Good Samaritan Hospital Kitchen Expansion\PLUM\MultiCare\Kitchen\RES-14

GENERAL NOTES:

1. THIS MED GAS SCOPE OF WORK CONSISTS OF REROUTING EXISTING GAS MAINS TO FACILITATE THE KITCHEN RENOVATION. THE PIPING IS A LIKE-FOR-LIKE REPLACEMENT WITH SIZING CONSISTENT WITH EXISTING PIPING. NO ADDITIONAL CHANGES TO MEDICAL GAS INLETS/OUTLETS ARE INCORPORATED INTO THIS REROUTE.

THEREFORE, A MEDICAL GAS RISER DIAGRAM PROVIDES NO ADDITIONAL INFORMATION AND IS NOT INCLUDED.



1 LEVEL 01 - MED GAS - AREA A - PHASE 1
SCALE: 1/4" = 1'-0"

Perkins&Will

1301 5th Ave
#3300, Seattle, WA 98101
1-2063381600
www.perkinswill.com

CONSULTANTS

- FOOD SERVICE**
INMAN FOOD SERVICES
3807 Charlotte Avenue,
Nashville, Tennessee 37209
- CIVIL**
AHLB
1200 6th Ave #1620,
Seattle, WA 98101
- STRUCTURAL**
PCS
1011 Western Avenue, Suite 810
Seattle, WA 98104
- CONTRACTOR**
SELLEN
227 Westlake Ave,
Seattle, WA 98109
- PLUMBING**
MACDONALD MILLER
17930 International Blvd,
Suite 120, SeaTac, WA 98188
- MECHANICAL**
MACDONALD MILLER
17930 International Blvd,
Suite 120, SeaTac, WA 98188
- ELECTRICAL**
EBD SERVICES
14900 International Ave S #143
Seattle, WA 98168
- PROJECT MANAGER**
TURNER & TOWNSEND
920 5th Avenue,
Seattle, WA, 98104



MacDonald-Miller
FACILITY SOLUTIONS
17930 Intl. Blvd, Suite, 120 SeaTac, WA 98188
Phone: 206-763-9400 www.macmiller.com

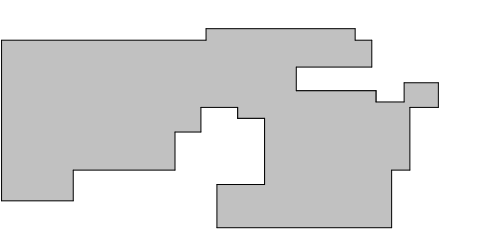


4/17/2026

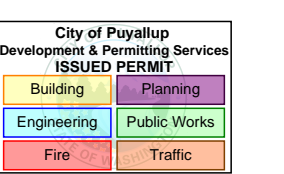
MultiCare
Good Samaritan
Hospital Kitchen
401 15th Ave SE,
Puyallup,
WA 98372

MultiCare
Good Samaritan Hospital
MULTICARE

KEY PLAN



ISSUE CHART



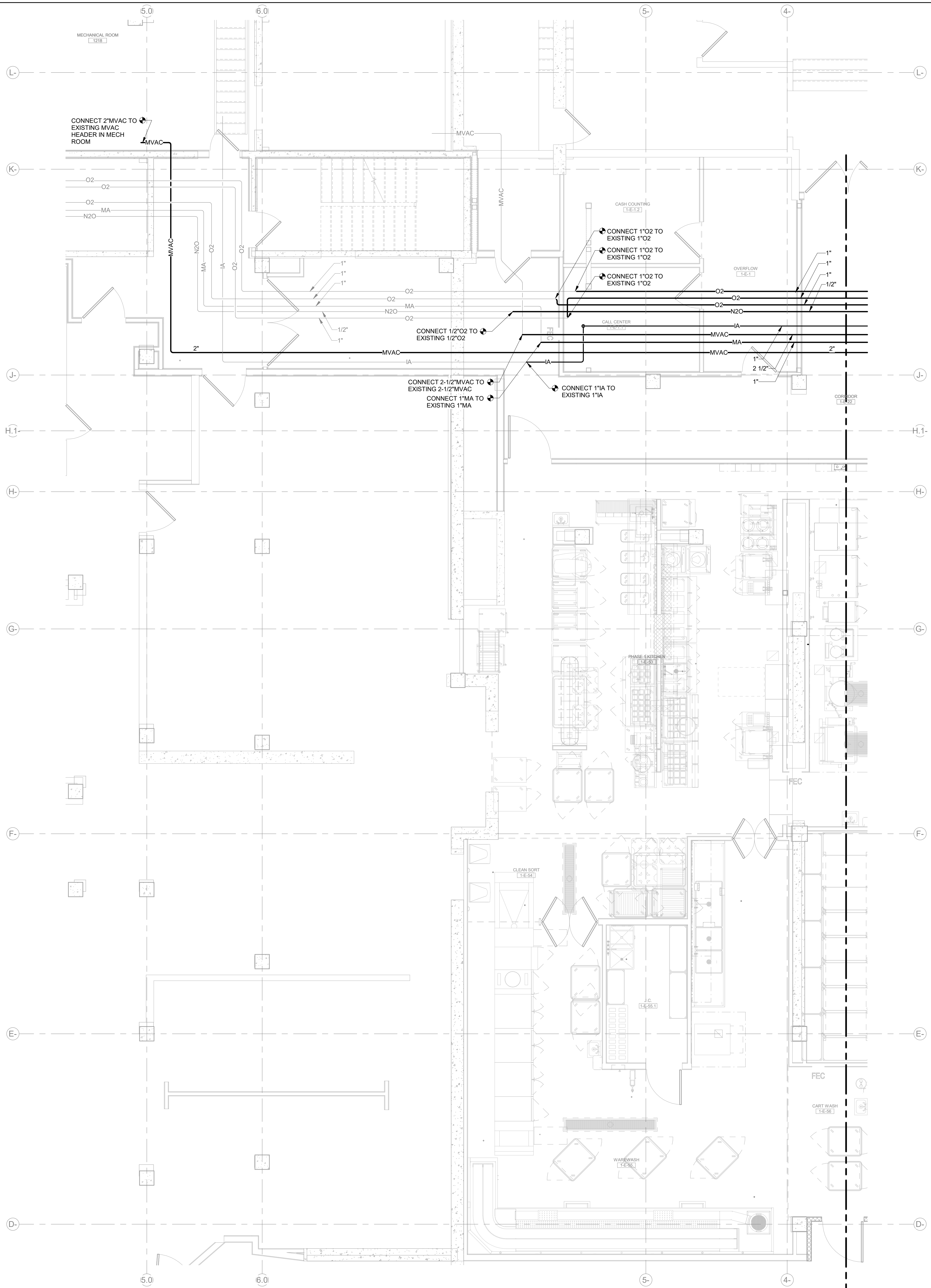
4	ASH-02	04.17.26
ISSUE	ISSUE	DATE
Job Number	7725-4055	TITLE

LEVEL 01 FLOOR PLAN - AREA A - MED GAS

SHEET NUMBER
TG2.01A

100% CD SET 06/30/2025

GENERAL NOTES:
 1. THIS MED GAS SCOPE OF WORK CONSISTS OF REROUTING EXISTING GAS MAINS TO FACILITATE THE KITCHEN RENOVATION. THE PIPING IS A LIKE-FOR-LIKE REPLACEMENT WITH SIZING CONSISTENT WITH EXISTING PIPING. NO ADDITIONAL CHANGES TO MEDICAL GAS INLETS/OUTLETS ARE INCORPORATED INTO THIS REROUTE.
 THEREFORE, A MEDICAL GAS RISER DIAGRAM PROVIDES NO ADDITIONAL INFORMATION AND IS NOT INCLUDED.



1 LEVEL 01 - MED GAS - AREA B - PHASE 1
 SCALE: 1/4" = 1'-0"

- CONSULTANTS**
- FOOD SERVICE**
 - INMAN FOOD SERVICES**
3807 Charlotte Avenue,
Nashville, Tennessee 37209
 - CIVIL**
 - AHBL**
1200 5th Ave #1620,
Seattle, WA 98101
 - STRUCTURAL**
 - PCS**
1011 Western Avenue, Suite 810
Seattle, WA 98104
 - CONTRACTOR**
 - SELLEN**
227 Westlake Ave,
Seattle, WA 98109
 - PLUMBING**
 - MACDONALD MILLER**
17930 International Blvd,
Suite 120, SeaTac, WA 98188
 - MECHANICAL**
 - MACDONALD MILLER**
17930 International Blvd,
Suite 120, SeaTac, WA 98188
 - ELECTRICAL**
 - EBD SERVICES**
14900 International Ave S #143
Seattle, WA 98168
 - PROJECT MANAGER**
 - TURNER & TOWNSEND**
920 Fifth Avenue,
Seattle, WA, 98104



MacDonald-Miller
FACILITY SOLUTIONS
 17930 Intl. Blvd, Suite, 120 SeaTac, WA 98188
 Phone: 206-763-9400 www.macmiller.com



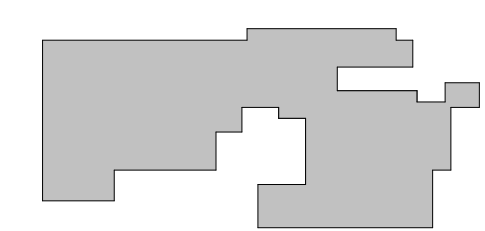
4/17/2026

100% CD SET 06/30/2025

MultiCare
Good Samaritan
Hospital Kitchen
 401 15th Ave SE,
 Puyallup,
 WA 98372



KEY PLAN



ISSUE CHART

City of Puyallup	Development & Planning Services
Building	Engineering
Public Works	Fire
Traffic	

4	ASH-02	04/17/26
ISSUE	ISSUE	DATE
Job Number	7725-4056	TITLE

LEVEL 01 FLOOR PLAN - AREA B - MED GAS


SHEET NUMBER
TG2.01B

CONSULTANTS

- FOOD SERVICE**
INMAN FOOD SERVICES
 3807 Charlotte Avenue,
 Nashville, Tennessee 37209
 CIVIL
AHBL
 1200 6th Ave #1620,
 Seattle, WA 98101
- STRUCTURAL**
PCS
 1011 Western Avenue, Suite 810
 Seattle, WA 98104
- CONTRACTOR**
SELLEN
 227 Westlake Ave,
 Seattle, WA 98109
- PLUMBING**
MACDONALD MILLER
 17930 International Blvd,
 Suite 120, SeaTac, WA 98188
- MECHANICAL**
MACDONALD MILLER
 17930 International Blvd,
 Suite 120, SeaTac, WA 98188
- ELECTRICAL**
EBD SERVICES
 14900 Interurban Ave S #143
 Seattle, WA 98168
- PROJECT MANAGER**
TURNER & TOWNSEND
 920 Fifth Avenue,
 Seattle, WA, 98104



MacDonald-Miller
FACILITY SOLUTIONS
 17930 Intl. Blvd, Suite, 120 SeaTac, WA 98188
 Phone: 206-763-9400 www.macmiller.com



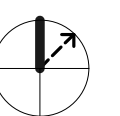
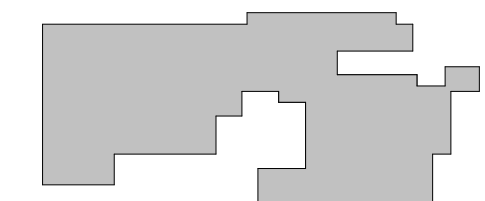
4/17/2026

MultiCare
Good Samaritan
Hospital Kitchen
 401 15th Ave SE,
 Puyallup,
 WA 98372

MultiCare
Good Samaritan Hospital
MULTICARE

100% CD SET 06/30/2025

KEY PLAN



ISSUE CHART

City of Puyallup Development & Planning Services	04.17.2
Building	026
Engineering	7725-4056
Fire	
Traffic	

4	ASH-02	04.17.2
ISSUE	ISSUE	DATE
Job Number	7725-4056	TITLE

**LEVEL 02 FLOOR PLAN -
 OVERALL - MED GAS**

SHEET NUMBER

TG2.02



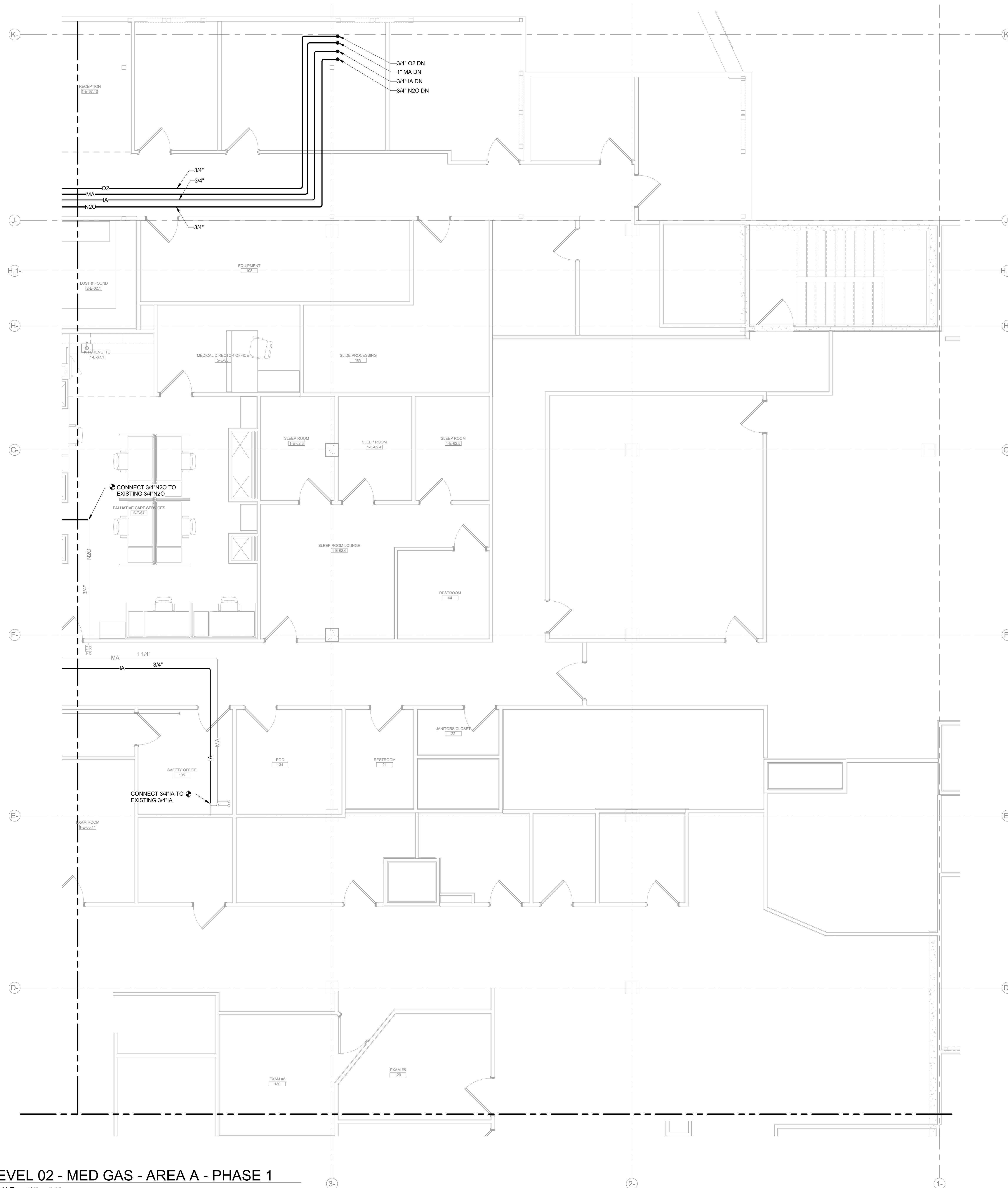
1 LEVEL 02 - MED GAS - OVERALL - PHASE 1
 SCALE: 1/8" = 1'-0"

4/17/2026 9:12:02 AM Autodesk Docs\MultiCare - Good Samaritan Hospital Kitchen Expansion\PLUM\MultiCare-Kitchen-P25.rvt

GENERAL NOTES:

1. THIS MED GAS SCOPE OF WORK CONSISTS OF REROUTING EXISTING GAS MAINS TO FACILITATE THE KITCHEN RENOVATION. THE PIPING IS A LIKE-FOR-LIKE REPLACEMENT WITH SIZING CONSISTENT WITH EXISTING PIPING. NO ADDITIONAL CHANGES TO MEDICAL GAS INLETS/OUTLETS ARE INCORPORATED INTO THIS REROUTE.

THEREFORE, A MEDICAL GAS RISER DIAGRAM PROVIDES NO ADDITIONAL INFORMATION AND IS NOT INCLUDED.



1 LEVEL 02 - MED GAS - AREA A - PHASE 1
SCALE: 1/4" = 1'-0"

Perkins&Will

1301 5th Ave
#2300, Seattle,
WA 98101
1-206338-6000
www.perkinswill.com

CONSULTANTS

FOOD SERVICE
INMAN FOOD SERVICES
3807 Charlotte Avenue,
Nashville, Tennessee 37209
CIVIL

AHBL
1200 6th Ave #1620,
Seattle, WA 98101

STRUCTURAL
PCS
1011 Western Avenue, Suite 810
Seattle, WA 98104

CONTRACTOR
SELLEN
227 Westlake Ave,
Seattle, WA 98109

PLUMBING
MACDONALD MILLER
17930 International Blvd,
Suite 120, SeaTac, WA 98159

MECHANICAL
MACDONALD MILLER
17930 International Blvd,
Suite 120, SeaTac, WA 98188

ELECTRICAL
EBD SERVICES
14900 International Ave S #143
Seattle, WA 98168

PROJECT MANAGER
TURNER & TOWNSEND
920 5th Avenue,
Seattle, WA, 98104



MacDonald-Miller
FACILITY SOLUTIONS
17930 Intl. Blvd, Suite, 120 SeaTac, WA 98188
Phone: 206-763-9400 www.macmiller.com



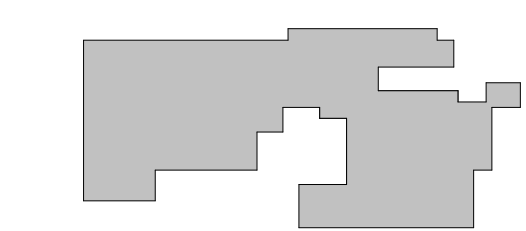
4/17/2026

MultiCare
Good Samaritan
Hospital Kitchen
401 15th Ave SE,
Puyallup,
WA 98372

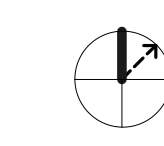
100% CD SET 06/30/2025

MultiCare
Good Samaritan Hospital
MULTICARE

KEY PLAN



ISSUE CHART



City of Puyallup
Development & Planning Services
38000 Prairie
Engineering Public Works
Fire Traffic

4	ASH-02	04/17/26
ISSUE	ISSUE	DATE
Job Number	7725-4055	TITLE


LEVEL 02 FLOOR PLAN - AREA A - MED GAS

SHEET NUMBER

TG2.02A



MacDonald-Miller
FACILITY SOLUTIONS
17930 Intl. Blvd, Suite 120 SeaTac, WA 98188
Phone: 206-763-9400 www.macmiller.com

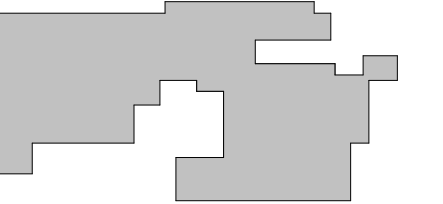


4/17/2026

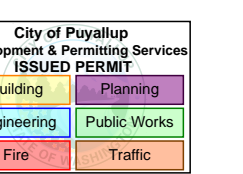
MultiCare
Good Samaritan
Hospital Kitchen
401 15th Ave SE,
Puyallup,
WA 98372

MultiCare
Good Samaritan Hospital
MULTICARE

KEY PLAN



ISSUE CHART

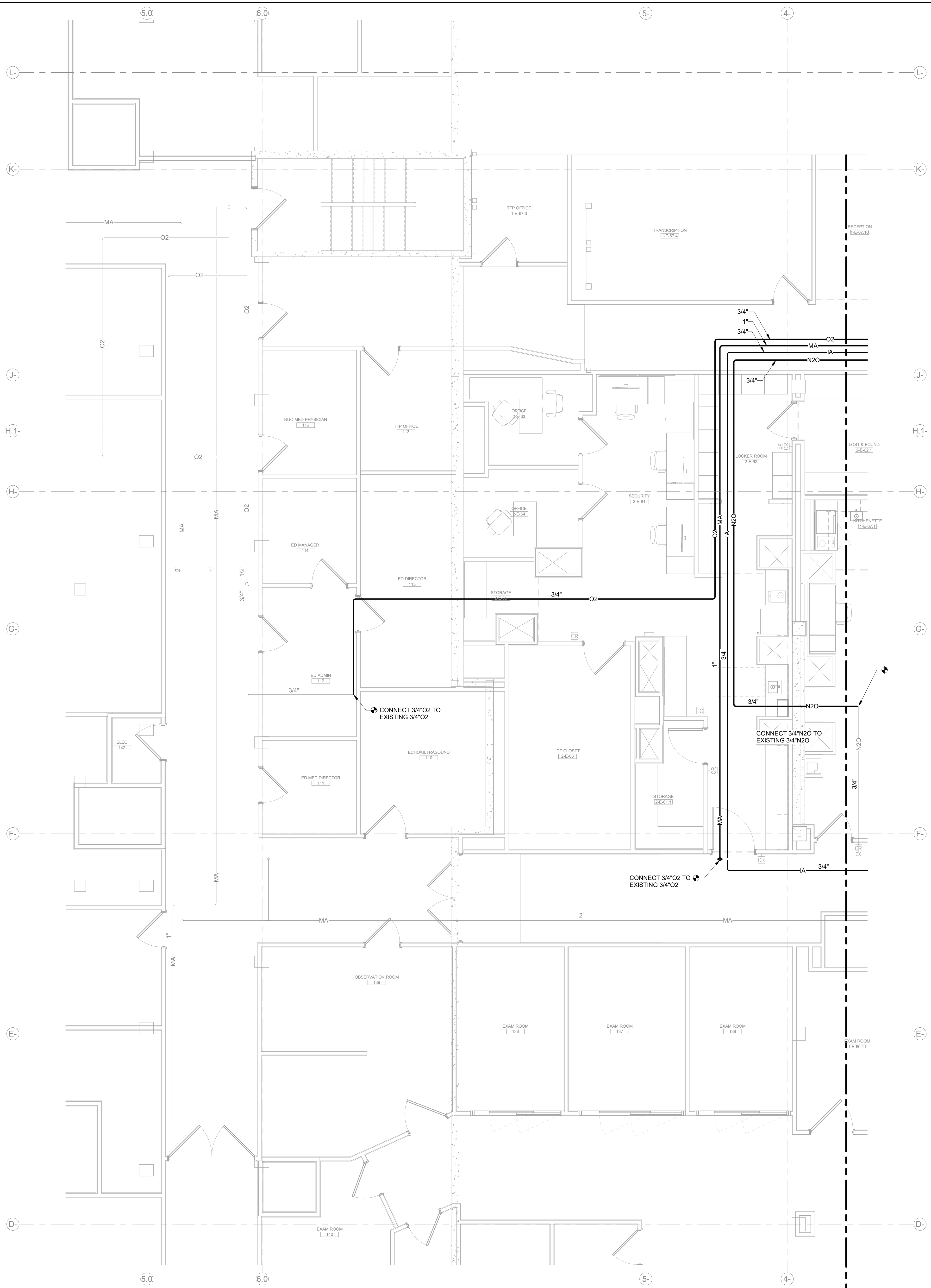


4	ASH-02	04.17.26
ISSUE	ISSUE	DATE
Job Number	7725-4055	TITLE

LEVEL 02 FLOOR PLAN - AREA B - MED GAS

SHEET NUMBER

TG2.02B



1 LEVEL 02 - MED GAS - AREA B - PHASE 1
SCALE: 1/4" = 1'-0"

GENERAL NOTES:
1. THIS MED GAS SCOPE OF WORK CONSISTS OF REROUTING EXISTING GAS MAINS TO FACILITATE THE KITCHEN RENOVATION. THE PIPING IS A LIKE-FOR-LIKE REPLACEMENT WITH SIZING CONSISTENT WITH EXISTING PIPING. NO ADDITIONAL CHANGES TO MEDICAL GAS INLETS/OUTLETS ARE INCORPORATED INTO THIS REROUTE.
THEREFORE, A MEDICAL GAS RISER DIAGRAM PROVIDES NO ADDITIONAL INFORMATION AND IS NOT INCLUDED.