

MECHANICAL ABBREVIATIONS	
ABBREV.	DESCRIPTION
ADA	AMERICANS WITH DISABILITIES ACT
AFF	ABOVE FINISHED FLOOR
BTUH	BRITISH THERMAL UNIT PER HOUR
BUDG	BUILDING
CB	CATCH BASIN
CI	CAST IRON
CLG	CEILING
C/O	CLEANOUT
CW	COLD WATER
CV	CHECK VALVE
DEG F, °F	DEGREE FAHRENHEIT
DCVA	DOUBLE CHECK VALVE ASSEMBLY
DN	DOWN
EQUIP	EQUIPMENT
ELEC, EC	ELECTRICAL, ELECTRICAL CONTRACTOR
ELEV	ELEVATION
FL	FLOOR
FCO	FLOOR CLEANOUT
OCFI	OWNER FURNISHED CONTRACTOR INSTALLED
FIX	FIXTURE
FT	FEET
FPS	FEET PER SECOND
G	NATURAL GAS
GA	GAUGE
GC	GENERAL CONTRACTOR
GPH	GALLON PER HOUR
HVAC	GALLON PER MINUTE HEATING, VENTILATION, & AIR CONDITIONING
HB	HOSE BIBB
HP	HORSE POWER
HW	HOT WATER
HWC	HOT WATER CIRCULATING
IE	INVERT ELEVATION
KW	KILOWATT
LB	POUND
LF	LINEAL FEET
MH	MAN HOLE
MC	MECHANICAL HVAC CONTRACTOR
MFR	MANUFACTURER
MAX	MAXIMUM
MBH	THOUSAND BTUH
MECH	MECHANICAL
MIN	MINIMUM
NA	NOT APPLICABLE
NIC	NOT IN CONTRACT
NTS	NOT TO SCALE
NO.	NUMBER
OC	ON CENTER
OFD	OVERFLOW DRAIN
ORL	OVERFLOW RAIN LEADER
OW	OIL WASTE
PC	PLUMBING CONTRACTOR
PH	PHASE
POC	POINT OF CONNECTION
P.D.I.	PLUMBING AND DRAINAGE INSTITUTE
PSI	POUNDS PER SQUARE INCH
PD	PRESSURE DROP
PSIG	POUNDS PER SQUARE INCH GAGE
PRV	PRESSURE REDUCING VALVE
RD	ROOF DRAIN
REQ'D	REQUIRED
RPRP	REDUCED PRINCIPLE BACKFLOW PREVENTER
RPM	REVOLUTIONS PER MINUTE
RM	ROOM
RL	RAIN LEADER
SD	STORM DRAIN
SO	SQUARE
SCO	SURFACE CLEANOUT
SS	SANITARY SEWER
TEMP	TEMPERATURE
TYP	TYPICAL
VTR	VENT THROUGH ROOF
V	VOLTS, VOLTAGE, VENT
WCO	WALL CLEAN OUT
WH	WALL HYDRANT
W	WASTE
W/O	WITHOUT
WSFU	WATER SUPPLY FIXTURE UNITS
(S)	SUDS RELIEF WASTE RISER

PLUMBING LEGEND	
SYMBOL	DESCRIPTION
----	COLD WATER PIPING
----	HOT WATER PIPING (120°)
----	HOT WATER CIRCULATION PIPING
----140°	HOT WATER PIPING (140°)
----	WASTE PIPING
----	EXISTING WASTE PIPING
----	VENT PIPING
OW	OIL WASTE PIPING
G	NATURAL GAS PIPING
RL	RAIN LEADER PIPING
ORL	OVERFLOW RAIN LEADER PIPING
ST	STORM PIPING
PW	PUMPED WASTE PIPING
○VTR	VENT THROUGH ROOF
◀▶	REDUCED PRESSURE BACKFLOW PREVENTER (RBPB)
⊙	OVERFLOW ROOF DRAIN
⊙	ROOF DRAIN
↘	STRAINER
○FCO	FLOOR CLEANOUT (FCO)
←	WALL CLEANOUT (WCO)
⊠	FLOOR DRAIN
⊠	FUNNEL FLOOR DRAIN
⊠	GARAGE DRAIN
↔	BALANCING VALVE
⊕	PRESSURE REDUCING VALVE
— —	UNION
↘	CHECK VALVE
⊕	BALL VALVE
↘	RELIEF OR SAFETY VALVE
⊕	GATE VALVE
↘	WALL HYDRANT / HOSE BIBB
—	CAP (FOR FUTURE)
— ▲	TRAP PRIMER

STATIC WATER PRESSURE
 STATIC PRESSURE: 38 PSI AT 70.5' PER SITE READING.

PLUMBING EQUIPMENT SCHEDULE	
SYMBOL	DESCRIPTION
△	2
GW-1	GAS WATER HEATERS - AOSMITH MODEL BTH-199, 100-GALLON, 199MBH NATURAL GAS INPUT, 120V, 1-PHASE, 140°F LEAVING TEMPERATURE, 3/4" RELIEF, OPERATING WT 1,100 POUNDS
TMV-1	THERMOSTATIC MIXING VALVE - SYMMONS 7-1000, TEMPER WATER TO MAXIMUM TEMPERATURE OF 120°F.
CP-1	CIRCULATION PUMP - GRUNDFOS UP15-10B7, DOMESTIC HOT WATER PUMP, 1GPM @ 4FTHD, 115V, 1PH, 28 WATTS
EXT-1	EXPANSION TANK - AMTROL ST-12-C. ASME.
ESP-1	ELEVATOR SUMP PUMP - BARNES SP50 SUBMERSIBLE, 1/2 HP, 1-PHASE, 120V, 6.8AMPS, CORDED. 50 GPM AT 12.4 FT.HD.
BV-1	BALANCING VALVE - B&G CIRCUIT SETTER, LINE SIZE

WATER HAMMER ARRESTOR SCHEDULE			
SYMBOL	DESCRIPTION	WATER SUPPLY FIXTURE UNITS*	SIZE
●A	SIoux CHIEF #652-A(S). (S) SWEAT OR THREADED	1-11	1/2"
●B	SIoux CHIEF #653-B(S). (S) SWEAT OR THREADED	12-32	3/4"
●C	SIoux CHIEF #654-C(S). (S) SWEAT OR THREADED	33-60	1"
●D	SIoux CHIEF #655-D(S). (S) SWEAT OR THREADED	61-113	1"
●E	SIoux CHIEF #654-E(S). (S) SWEAT OR THREADED	114-154	1"
●F	SIoux CHIEF #655-F(S). (S) SWEAT OR THREADED	155-300	1"

* VALUES PER MANUFACTURER (DOES NOT MATCH UPC WSFU VALUES).

DRAIN FIXTURE CONNECTION SCHEDULE			
SYMBOL	DRAIN FIXTURE	LOCAL CONNECTION	
		WASTE	VENT / STORM
FD-1	FLOOR DRAIN - SIoux CHIEF #833-3WR, 5" ADJUSTABLE NICKEL BRONZE STRAINER, ABS DRAIN BODY WITH CLAMP RING AND RECTORSEAL TRAP SEAL	2"	1/2" -
FS-1	FLOOR SINK - ZURN FD-2375	4"	2" -
HD-1	HUB DRAIN - 4"x6"x24" (INDIRECT RECEPTACLE FOR ELEVATOR SUMP PUMP)	4"	2" -

PLUMBING FIXTURE SCHEDULE							
SYMBOL	DESCRIPTION	MANUFACTURE & MODEL NUMBERS	W	V	CW	HW	REMARKS
P-1	WATER CLOSET WALL MOUNT FLUSH VALVE	CLOSET: KOHLER #K-4325 SEAT: BEMIS #1955-C VALVE: SLOAN #8111 (SENSOR/BATTERY)	3"	2"	1/4"	-	INSTALL WITH WALL CARRIER.
P-1A (ADA)	WATER CLOSET WALL MOUNT FLUSH VALVE	CLOSET: KOHLER #K-4325 SEAT: BEMIS #1955-C VALVE: SLOAN #8111 (SENSOR/BATTERY)	3"	2"	1/4"	-	ADA COMPLIANT, RIM MOUNTED 16" ABOVE FINISHED FLOOR. WALL CARRIER: JOSAM.
P-2	URINAL WALL MOUNT FLUSH VALVE	URINAL: KOHLER #K-4991-ET VALVE: SLOAN #8186-1 (SENSOR/BATTERY)	2"	1/2"	1"	-	INSTALL URINAL WITH WALL FLANGE.
P-3	LAVATORY UNDERMOUNT	BASIN: KOHLER #K-20000 CAXTON FAUCET: SYMMONS #S-6080-G SUPPLIES: BRASSCRAFT #KTCR19C	2"	1/2"	1/2"	1/2"	INSTALL LAVATORY BASIN, SENSOR (BATTERY) OPERATED FAUCET, P-TRAP, FLAT GRID DRAIN, HANDYSHIELD TRAP COVERS, & SUPPLY STOPS.
P-4 (ADA)	WATER COOLER WALL MOUNT DUAL HEIGHT	UNIT: ELKAY #EZSTL8-WSLK SUPPLIES: BRASSCRAFT #KTCR19C	2"	1/2"	1/2"	-	ADA COMPLIANT, INSTALL P-TRAP.
P-5	SINK	BASIN: PROVIDED BY OTHERS FAUCET: PROVIDED BY OTHERS SUPPLIES: BRASSCRAFT #KTCR19C	2"	1/2"	1/2"	1/2"	
P-5A	SINK 36" WIDE	BASIN: PROVIDED BY OTHERS FAUCET: PROVIDED BY OTHERS SUPPLIES: BRASSCRAFT #KTCR19C	2"	1/2"	1/2"	1/2"	
P-6	HAND SINK WALLHUNG	BASIN: ADVANCED TABCO 7-PS-68 FAUCET: - SUPPLIES: BRASSCRAFT #KTCR19C	2"	1/2"	1/2"	1/2"	STAINLESS STEEL WALL HUNG SINK WITH INTEGRAL FAUCET.
P-7	MOP SINK	BASIN: FIAT MSB-2424-10 FAUCET: CHICAGO FAUCET 897-RCF SUPPLIES: BRASSCRAFT #KTCR19C	3"	2"	1/2"	1/2"	PROVIDE WITH 24"x24"x10" SINK, FLAT GRID STRAINER, WALL MOUNT FAUCET WITH VACUUM BREAKER, HOSE, & HOSE BRACKET.
P-8	EMERGENCY SHOWER	UNIT: HAWS #8320-8325	-	-	1/4"	1/4"	INSTALL WITH INCLUDED AXION #9201E THERMAL MIXING VALVE.
WH-1	FREEZEPROOF WALL HYDRANT	UNIT: PRIER #C-634	-	-	3/4"	-	WITH INTEGRAL VACUUM BREAKER, MOUNT AT 24" ABOVE FINISHED GRADE.
DW-1	DISHWASHER	UNIT: PROVIDED BY OTHERS	-	-	-	-	PROVIDE ROUGH-IN FOR DISHWASHER. SUPPLY STOP AIRGAP FITTING, DISHWASHER WYE TAILPIECE, DISHWASHER, DISHWASHER SUPPLY HOSE, AND DISHWASHER DRAIN HOSE SUPPLIED BY OTHERS.

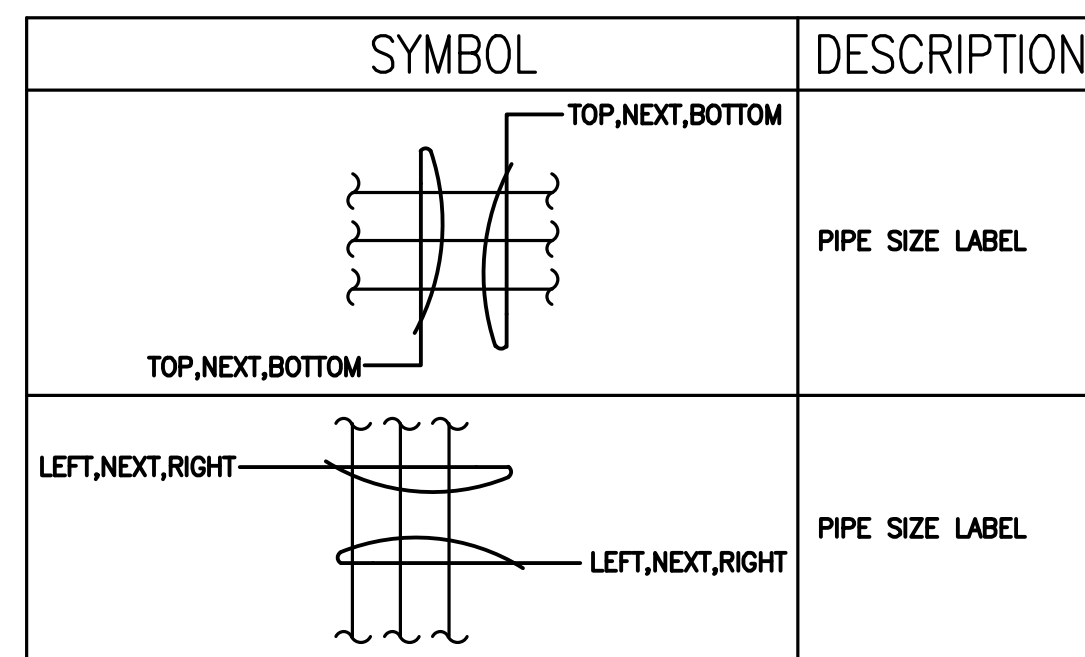
- ### PLUMBING GENERAL NOTES
1. PIPING MATERIAL SCHEDULE:

PIPING	LOCATION	MATERIAL	JOINT
COLD WATER:	ALL	TYPE "L" COPPER	LEAD FREE SOLDER
HOT WATER:	ALL	TYPE "L" COPPER	LEAD FREE SOLDER
HOT WATER RECIRCULATION:	ALL	TYPE "L" COPPER	LEAD FREE SOLDER
WASTE:	ALL	PVC/DWV	SOLVENT CEMENT (PURPLE PRIMER)
VENT:	ALL	ABS	SOLVENT CEMENT
 2. PIPING INSULATION SCHEDULE:

PIPING TYPE	PIPE SIZE	INSULATION TYPE	INSULATION MINIMUM WALL THICKNESS	CONDUCTIVITY RANGE (MAX)
HORIZONTAL COLD WATER (COPPER):	ALL	POLYFOAM	1/2"	-
HOT WATER: PER WSEC	ALL	POLYFOAM	-	0.28 BTU/IN/H*SQFT*F

A) ALL PIPING INSULATION & COVERINGS SHALL HAVE AN ASTM FLAME SPREAD RATING OF 25 OR LESS & AN ASTM SMOKE DEVELOPED RATING OF 50 OR LESS.
 B) COLD WATER RUNOUTS FROM MANIFOLD TO FIXTURE DO NOT REQUIRE INSULATION.
 3. MATERIALS, METHODS & INSTALLATION SHALL COMPLY WITH THE PROVISIONS OF THE CURRENT STATE OF WASHINGTON ADOPTED CODES:
 - A) UNIFORM PLUMBING CODE (UPC)
 - B) WASHINGTON STATE ENERGY CODE COMMERCIAL (WSEC)
 4. PLUMBING PLANS ARE SCHEMATIC & DO NOT SHOW EVERY OFFSET REQUIRED. PRIOR TO COMMENCING ROUGH-IN, COORDINATE WITH ALL TRADES FOR ROUTING & CLEARANCE REQUIREMENTS.
 5. PRIOR TO PLUMBING ROUGH-IN FOR ALL PLUMBING FIXTURES, VERIFY MOUNTING HEIGHT ELEVATIONS & ROUGH-IN LOCATIONS WITH ARCHITECTURAL FLOOR PLANS & ARCHITECTURAL INTERIOR ELEVATIONS.
 6. TRENCHING, BACKFILLING & COMPACTING FOR UNDERGROUND PLUMBING SHALL BE THE RESPONSIBILITY OF TACOMA PLUMBING UNLESS STATED OTHERWISE IN THE CONTRACT DOCUMENTS.
 7. SLOPE ALL WASTE PIPING 3" AND SMALLER AT 1/4" PER LINEAR FOOT. SLOPE ALL WASTE PIPING 4" AND LARGER AT 1/8" PER LINEAR FOOT.
 8. WHERE POSSIBLE INSTALL SUSPENDED PIPING WITHIN 12" OF BUILDING STRUCTURE.
 9. PIPING PENETRATIONS OF FIRE RATED WALLS OR FLOORS SHALL BE SLEEVED & FIRE STOPPED WITH UL LISTED MATERIALS SO AS TO MAINTAIN THE INTEGRITY & RATING OF THE WALLS & FLOORS.
 10. PIPING PENETRATIONS OF SMOKE RATED WALLS OR FLOORS SHALL BE SLEEVED & STOPPED WITH UL LISTED MATERIALS SO AS TO MAINTAIN THE INTEGRITY & RATING OF THE WALLS & FLOORS.
 11. INSTALL RECTORSEAL SURESEAL TRAP SEALS FOR ALL FLOOR DRAINS.
 12. PROVIDE DIELECTRIC CONNECTIONS BETWEEN DISSIMILAR METALS.
 13. INSTALL FLOOR/WALL CLEANOUTS SO THEY ARE EASILY ACCESSIBLE.
 14. INSTALL FULL PORT BALL VALVES.
 15. LOCATE & PROVIDE ALL REQUIRED FLOOR, WALL & FOOTING SLEEVES.
 16. INSTALL ESCUTCHEON PLATES AT ALL EXPOSED FINISH WALL PIPE PENETRATIONS.
 17. PLUMBING EQUIPMENT & VALVES SHALL BE LOCATED IN EASILY ACCESSIBLE LOCATIONS, UNLESS SHOWN ON ARCHITECTURAL DRAWINGS. REQUIRED ACCESS PANELS SHALL BE PROVIDED BY & INSTALLED BY THE GENERAL CONTRACTOR FOR CONCEALED INSTALLATION LOCATIONS.
 18. THE GENERAL CONTRACTOR TO PROVIDE BACKING FOR ALL WALL MOUNT PLUMBING FIXTURES.
 19. PLUMBING CONTRACTOR TO COORDINATE WITH THE GENERAL CONTRACTOR FOR PIPE ROUTING WHICH REQUIRES MODIFICATIONS TO BUILDING STRUCTURE. GENERAL CONTRACTOR TO PROVIDE ALL NECESSARY OPENINGS IN BUILDING STRUCTURAL COMPONENTS FOR PIPE ROUTING.
 20. THE GENERAL CONTRACTOR TO PROVIDE ROUGH OPENINGS IN FINISH SURFACES FOR PLUMBING TRIM WORK.
 21. BELOW GRADE STORM PIPING PROVIDED & INSTALLED BY OTHERS.
 22. NATURAL GAS PIPING PROVIDED & INSTALLED BY OTHERS.
 23. CONDENSATE PUMPS & PIPING PROVIDED & INSTALLED BY OTHERS.
 24. PAINTING OF PIPING & PIPING COMPONENTS BY OTHERS.
 25. ELECTRICAL POWER FOR PLUMBING EQUIPMENT PROVIDED & INSTALLED BY OTHERS.
 26. HEAT TRACING PROVIDED & INSTALLED BY OTHERS.

PLUMBING DRAWING SHEET INDEX	
SHEET NUMBER	SHEET TITLE
P0.01	PLUMBING LEGENDS SCHEDULES AND NOTES
P0.02	PLUMBING DETAILS AND NOTES
P1.01	PLUMBING FOUNDATION PLAN
P2.01	PLUMBING LEVEL 1 PLAN
P2.01A	PLUMBING LEVEL 1 PLAN ENLARGED
P2.02	PLUMBING LEVEL 2 PLAN
P2.02A	PLUMBING LEVEL 2 PLAN ENLARGED
P2.03	PLUMBING ROOF PLAN



City of Puyallup
 Development & Permitting Services
ISSUED PERMIT

Building	Planning
Engineering	Public Works
Fire	Traffic

Approval of submitted plans is not an approval of omissions or oversights by this office or noncompliance with any applicable regulations of local government. The contractor is responsible for making sure that the building complies with all applicable codes and regulations of the local government.

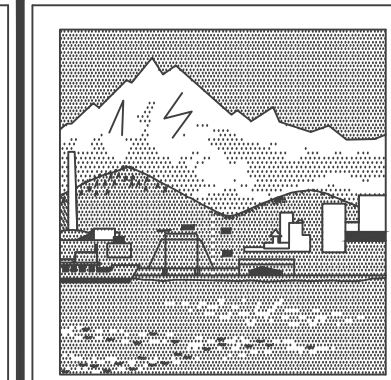
THE APPROVED CONSTRUCTION PLANS, DOCUMENTS AND ALL ENGINEERING MUST BE POSTED ON THE JOB AT ALL INSPECTIONS IN A VISIBLE AND READILY ACCESSIBLE LOCATION.

FULL SIZED LEDGIBLE COLOR PLANS ARE REQUIRED TO BE PROVIDED BY THE PERMITEE ON SITE FOR INSPECTION

City of Puyallup
 Building Accepted

JMontgomery
 08/16/2022
 3:32:11 PM


B-21-0727



TACOMA PLUMBING and HEATING, Inc.
 DESIGN BUILD COMMERCIAL INDUSTRIAL UTILITIES
 1817-112th Street East Suite G Tacoma, Washington 98445
 Tacoma, Washington 98444
 (253) 531-3444
 INFO@TACOMAPLUMBING.COM
 WWW.TACOMAPLUMBING.COM

CASCADE CHRISTIAN JUNIOR HIGH PHASE IIB & IIIA
 815 21ST STREET SE PUYALLUP, WA. 98372

PLUMBING LEGENDS, SCHEDULES, AND NOTES

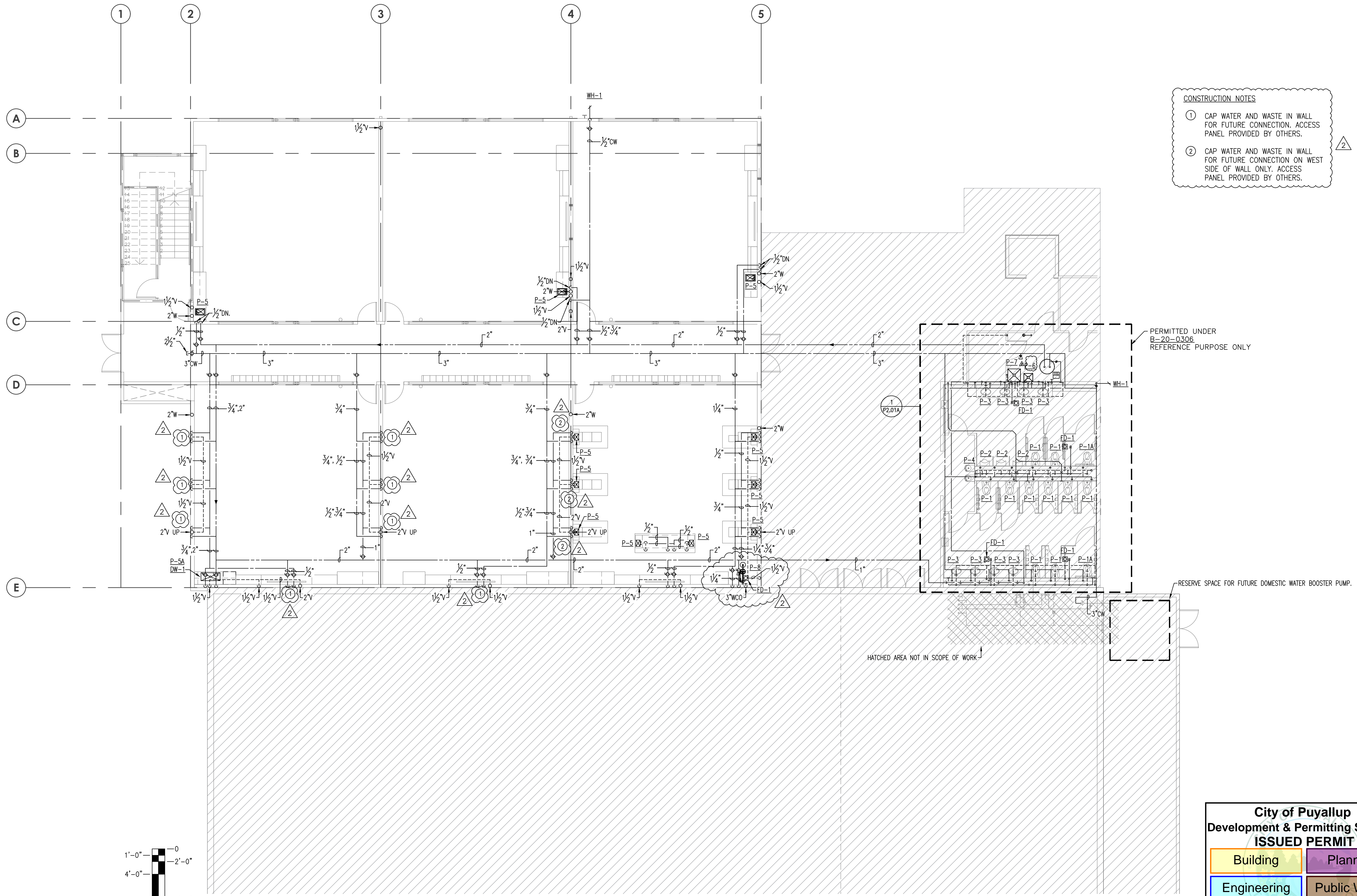


THIS DOCUMENT IS PROPERTY OF TACOMA PLUMBING AND HEATING INC. UNAUTHORIZED ALTERATION OF ANY OF THE INFORMATION ON THIS DOCUMENT WILL INVALIDATE THE DOCUMENT. DOCUMENT IS NOT CREATED FOR BIDDING AND SHALL NOT BE USED FOR BIDDING PURPOSES WITHOUT THE WRITTEN AUTHORIZATION OF TACOMA PLUMBING AND HEATING, INCORPORATED.

DESIGNED: Z.BRUEER
 DRAWN: Z.BRUSER
 REVIEWED: B.COMBS
 DATE: 08/10/2022
 JOB NUMBER: 21004
 REVISION:

- △ FLOOR DRAIN REVISION 09/14/2022
- △ REVIEW COMMENTS 08/10/22
- △ -
- △ -
- △ -
- △ -

P0.01



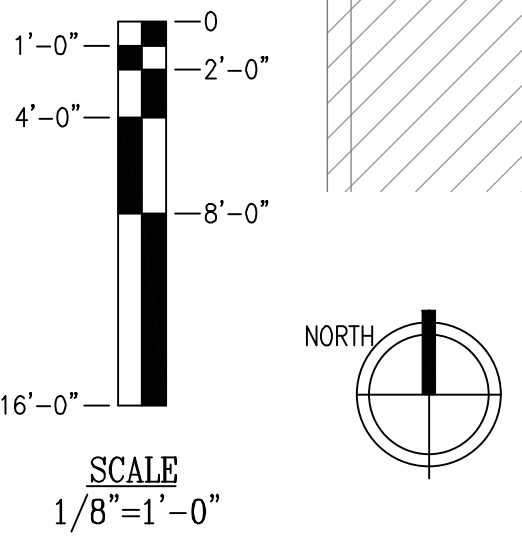
CONSTRUCTION NOTES

- ① CAP WATER AND WASTE IN WALL FOR FUTURE CONNECTION. ACCESS PANEL PROVIDED BY OTHERS.
- ② CAP WATER AND WASTE IN WALL FOR FUTURE CONNECTION ON WEST SIDE OF WALL ONLY. ACCESS PANEL PROVIDED BY OTHERS.

PERMITTED UNDER B-20-0306
REFERENCE PURPOSE ONLY

RESERVE SPACE FOR FUTURE DOMESTIC WATER BOOSTER PUMP.

HATCHED AREA NOT IN SCOPE OF WORK

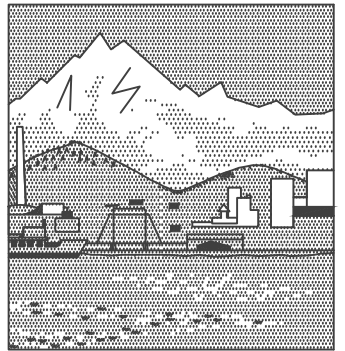


PLUMBING LEVEL 1 PLAN
SCALE: 1/8" = 1'-0"

City of Puyallup
Development & Permitting Services
ISSUED PERMIT

Building	Planning
Engineering	Public Works
Fire	Traffic

B-21-0727



TACOMA PLUMBING and HEATING, Inc.
DESIGN BUILD
COMMERCIAL
INDUSTRIAL
UTILITIES
1817-112th Street East
Suite G
Tacoma, Washington
98445
Tacoma, Washington
98444
(253) 531-3444
INFO@TACOMAPLUMBING.COM
WWW.TACOMAPLUMBING.COM

CASCADE CHRISTIAN JUNIOR HIGH PHASE IIB & IIIA

815 21ST STREET SE
PUYALLUP, WA. 98372

PLUMBING LEVEL 1 PLAN



THIS DOCUMENT IS PROPERTY OF TACOMA PLUMBING AND HEATING INC. UNAUTHORIZED ALTERATION OF ANY OF THE INFORMATION ON THIS DOCUMENT WILL INVALIDATE THE DOCUMENT. DOCUMENT IS NOT CREATED FOR BIDDING AND SHALL NOT BE USED FOR BIDDING PURPOSES WITHOUT THE WRITTEN AUTHORIZATION OF TACOMA PLUMBING AND HEATING, INCORPORATED.

DESIGNED: Z.BRUSER
DRAWN: Z.BRUSER
REVIEWED: B.COMBS
DATE: 08/10/2022
JOB NUMBER: 21004
REVISION:
△ FLOOR DRAIN REVISION 03/14/2022
△ REVIEW COMMENTS 08/10/22
△
△
△
△

P2.01