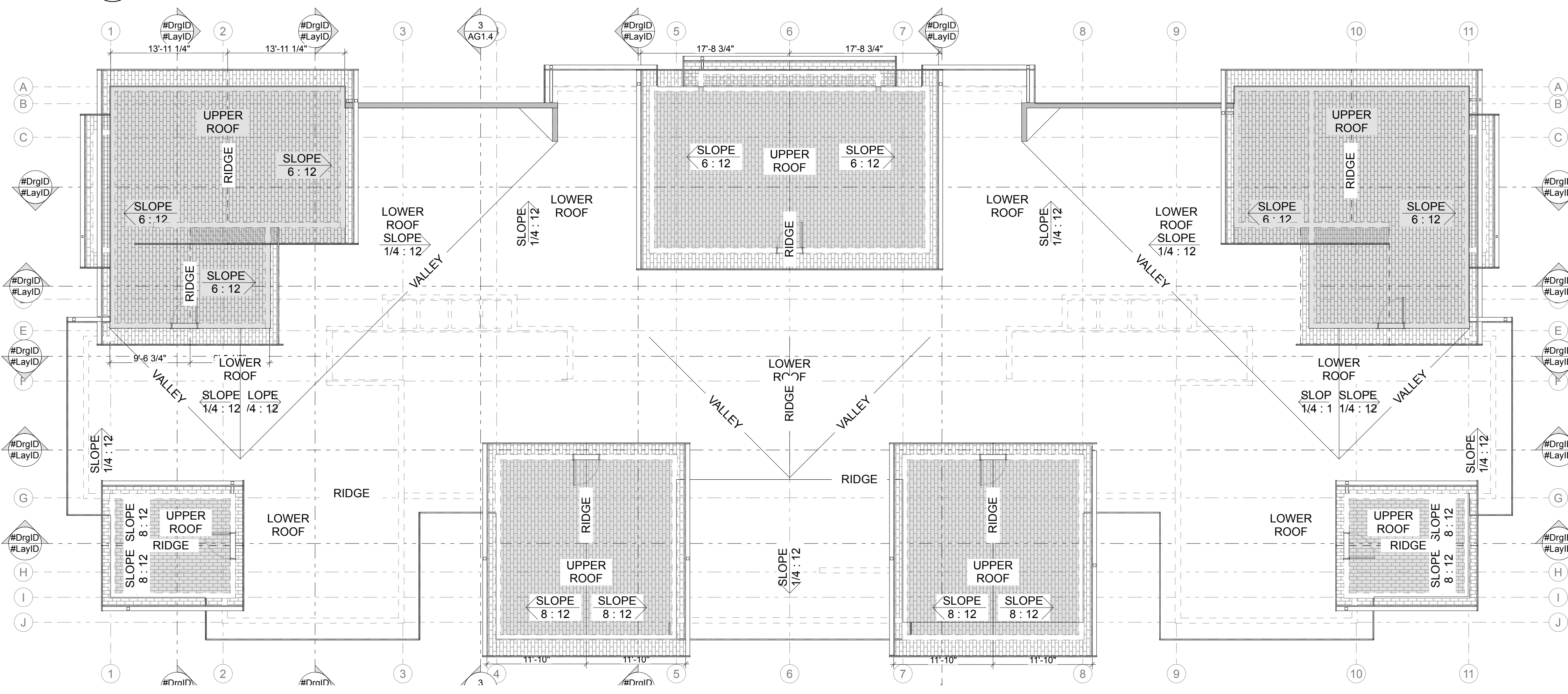


**1 LEVEL 3 - OVERALL PLAN**  
SCALE: 1/8" = 1'-0"



**2 ROOF - OVERALL PLAN**  
SCALE: 1/8" = 1'-0"

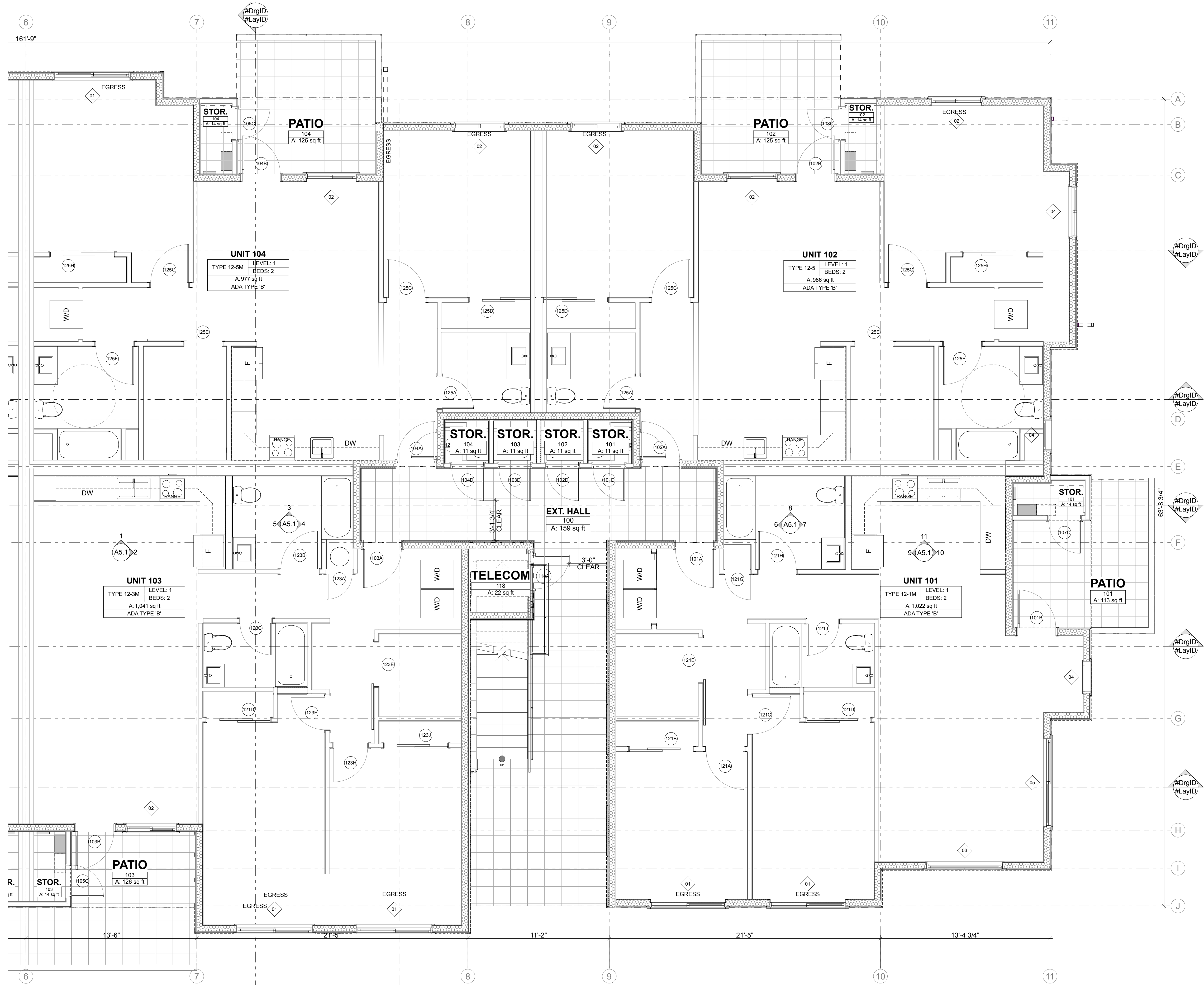
REVISIONS

NO.	DATE	DESCRIPTION

REVISIONS

DRAWN BY: BL / CM  
CHECKED BY: BL  
DATE: 2021.12.21  
TITLE: LEVEL 3 & ROOF OVERALL PLANS  
PROJECT #: 2016  
SHEET:





1 LEVEL 1 PLAN - ENLARGED  
SCALE: 1/4" = 1'-0"

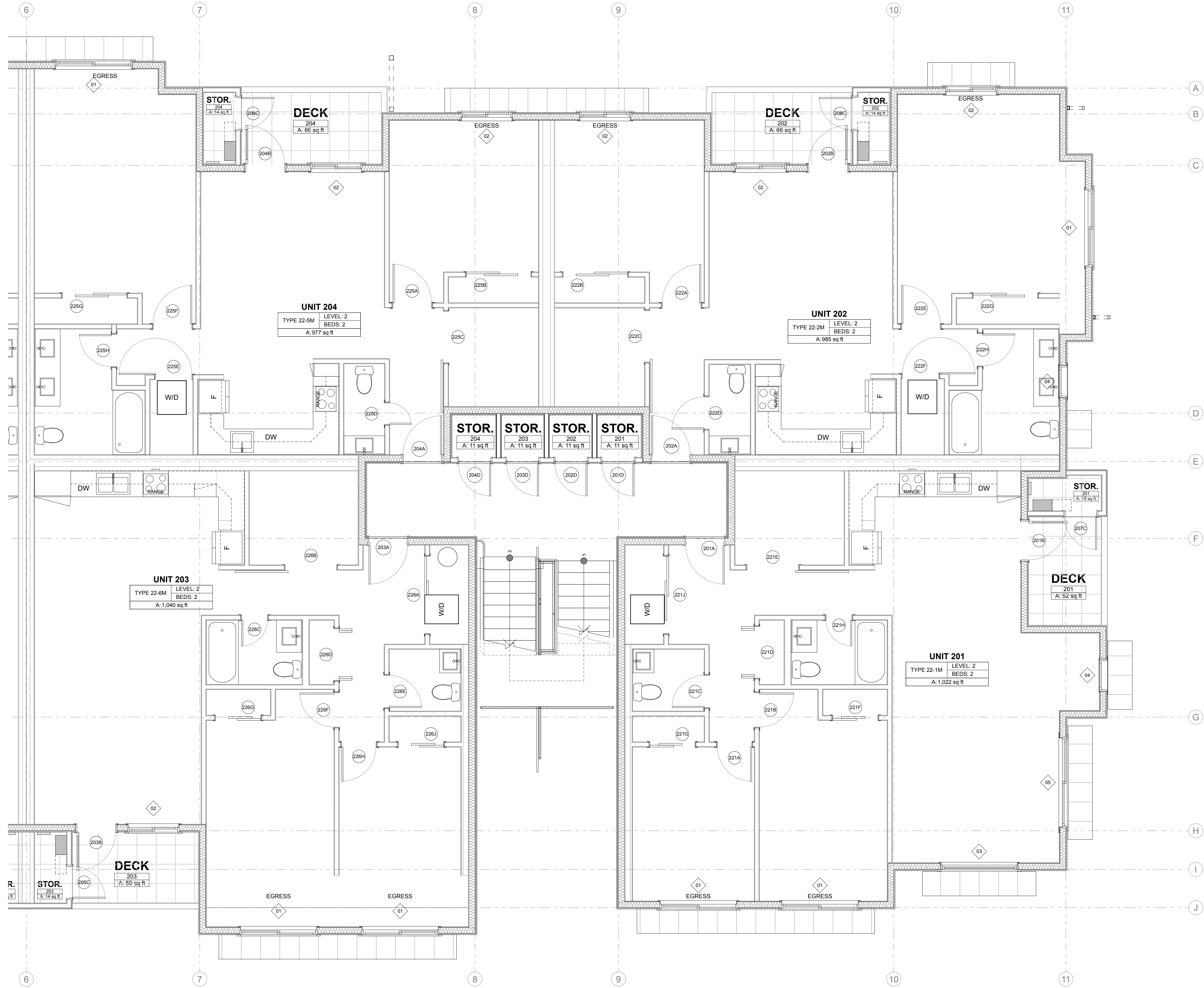
REVISIONS

NO.	DATE	DESCRIPTION

REVISIONS

DRAWN BY: BL / CM  
CHECKED BY: BL  
DATE: 2021.12.21  
TITLE: LEVEL 1 - ENLARGED RIGHT  
PROJECT #: 2016  
SHEET:





**1** LEVEL 2 PLAN - ENLARGED  
SCALE: 1/4" = 1'-0"

EAST TOWN CROSSING  
BUILDING TYPE 1  
BUILDING 'F'  
PIONEER & SHAW PUYALLUP WA

REVISIONS

NO.	DATE	DESCRIPTION

REVISIONS

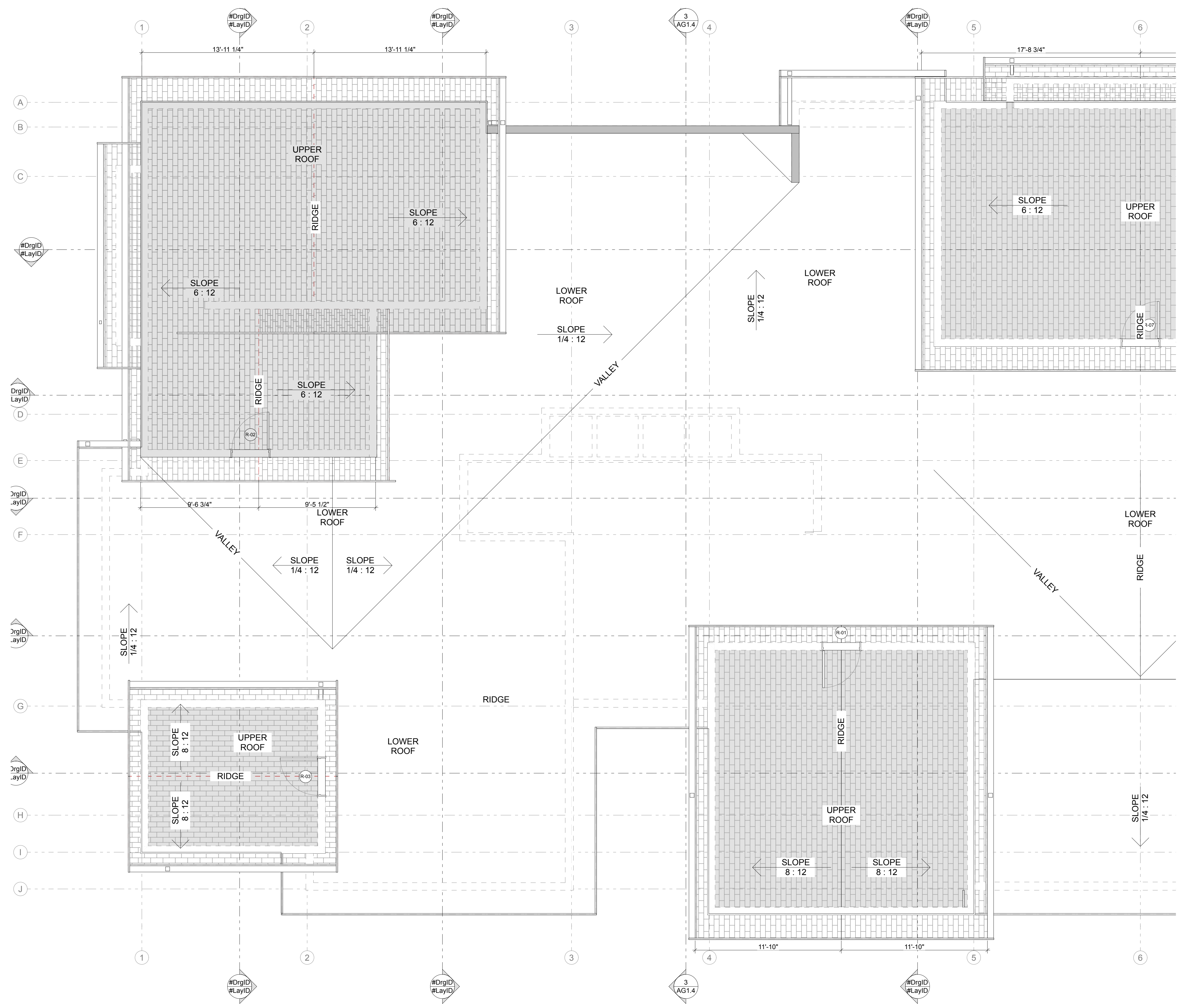
DRAWN BY: BL / CM  
CHECKED BY: BL  
DATE: 2021.12.21  
TITLE: LEVEL 2 - ENLARGED RIGHT  
PROJECT #: 2016  
SHEET:

DESIGN REVIEW - REVISION No.1 | 2021.12.21









1 ROOF - ENLARGED  
SCALE: 1/4" = 1'-0"

REVISIONS

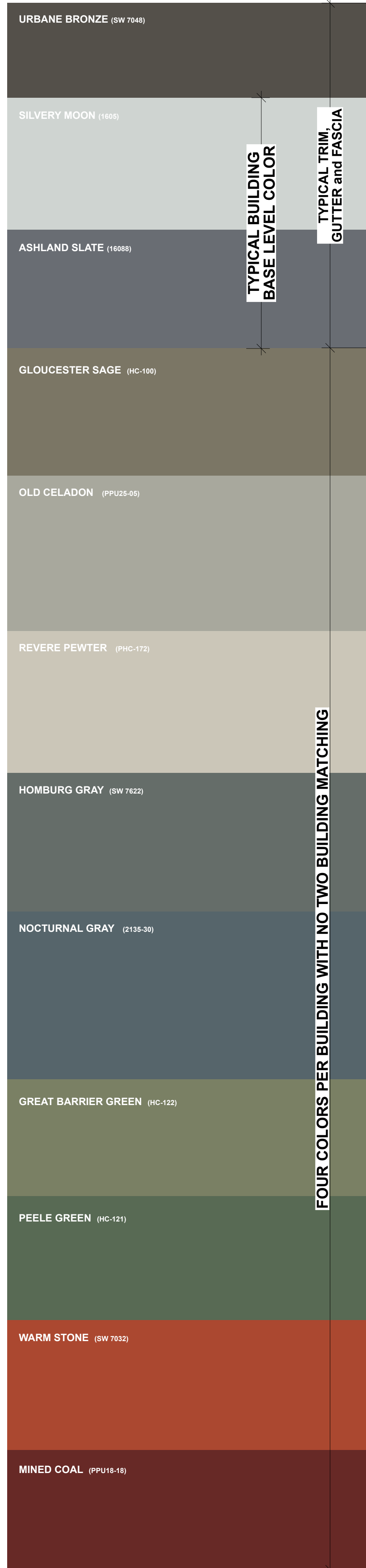
NO.	DATE	DESCRIPTION

REVISIONS

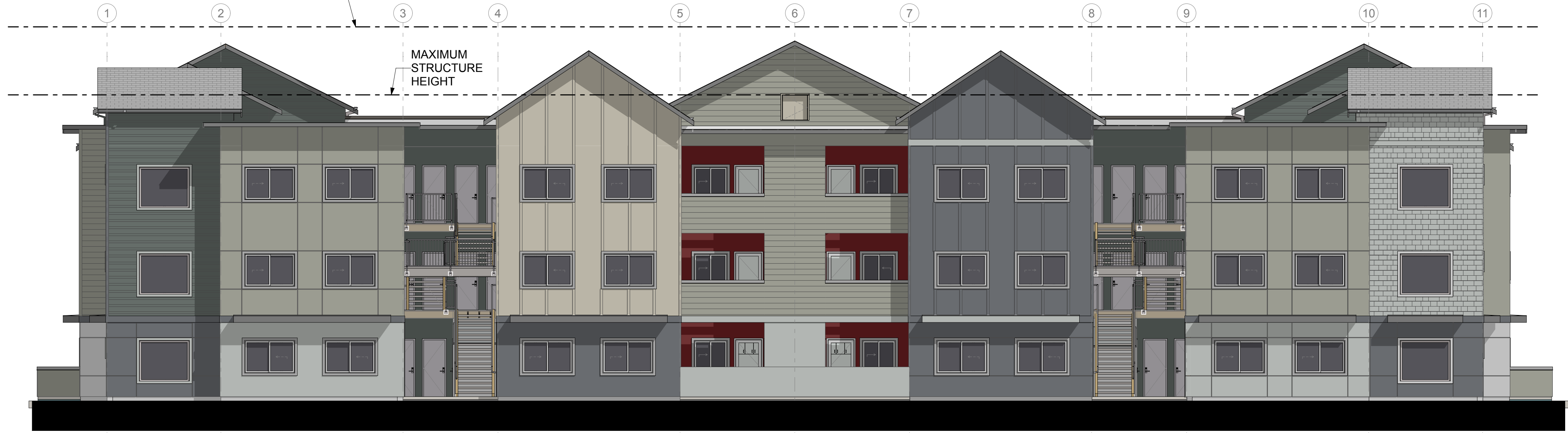
DRAWN BY:	BL / CM
CHECKED BY:	BL
DATE:	2021.12.21
TITLE:	ROOF PLAN - ENLARGED LEFT
PROJECT #:	2016
SHEET:	



PAINT COLORS



The ridge of a gable, hip, gambrel or similar pitched roof shall not extend over eight feet above the specified maximum height limit.



1 FRONT ELEVATION BUILDING TYPE No. 1  
SCALE: 1/8" = 1'-0"

CLADDING TYPES

HARDIE® SMOOTH PANELS BOARD-N-BATTEN

AVAILABLE SIZES

THICKNESS:	0.312"	
LENGTH:	108"	120"
WIDTHS:	48"	48"
	96"	48"

Warranty Information >

Request a Quote > Request a Sample >

HARDIESHINGLE® SIDING STRAIGHT SHINGLE

AVAILABLE SIZES

THICKNESS:	0.25"	
LENGTH:	48" boards	
WIDTHS:	15.25"	
EXPOSURES:	6.976"	

Warranty Information >

Request a Quote > Request a Sample >

HARDIE® PANELS SMOOTH WITH REVEALS

AVAILABLE SIZES

THICKNESS:	0.312"	
LENGTH:	108"	120"
WIDTHS:	48"	48"
	96"	48"

Warranty Information >

Request a Quote > Request a Sample >

AESPAN® SIDING U-PANEL SIDING PRE-FINISHED METAL SIDING



PRIMED FOR PAINT

James Hardie's primed for paint collection gives you the power to choose paint for your home's exterior. It's primed. It's ready for field painting. It's a durable, high-performance canvas.

HARDIE® SMOOTH PANELS ALTERNATING EXPOSURE

AVAILABLE SIZES

THICKNESS:	0.312"	
LENGTH:	108"	120"
WIDTHS:	48"	48"
	96"	48"

Warranty Information >

Request a Quote > Request a Sample >

HARDIEPLANK® SMOOTH LAP SIDING REGULAR EXPOSURE

AVAILABLE SIZES

THICKNESS:	0.312"	
LENGTH:	144" boards	
WIDTHS:	6.25"	8.25"
EXPOSURES:	5"	7"
	12"	5.25"
	10.75"	4"
	7.25"	9.25"
	6"	8"

Warranty Information >

Request a Quote > Request a Samp >




2 RIGHT ELEVATION -BUILDING TYPE No. 1  
SCALE: 1/8" = 1'-0"



SYNTHESIS 9, LLC  
5214 S ST  
TACOMA, WA 98403

REUSE OF DOCUMENTS  
THIS DOCUMENT AND THE DESIGNATIONS INCORPORATED HEREIN AS INSTRUMENTS OF PROFESSIONAL SERVICE ARE THE PROPERTY OF SYNTHESIS 9, LLC AND ARE NOT TO BE USED OR REPRODUCED IN WHOLE OR IN PART WITHOUT THE WRITTEN AUTHORIZATION OF SYNTHESIS 9, LLC.



EAST TOWN CROSSING  
BUILDING TYPE 1  
BUILDING 'F'  
PIONEER & SHAW PUYALLUP WA

REVISIONS

NO.	DESCRIPTION	DATE

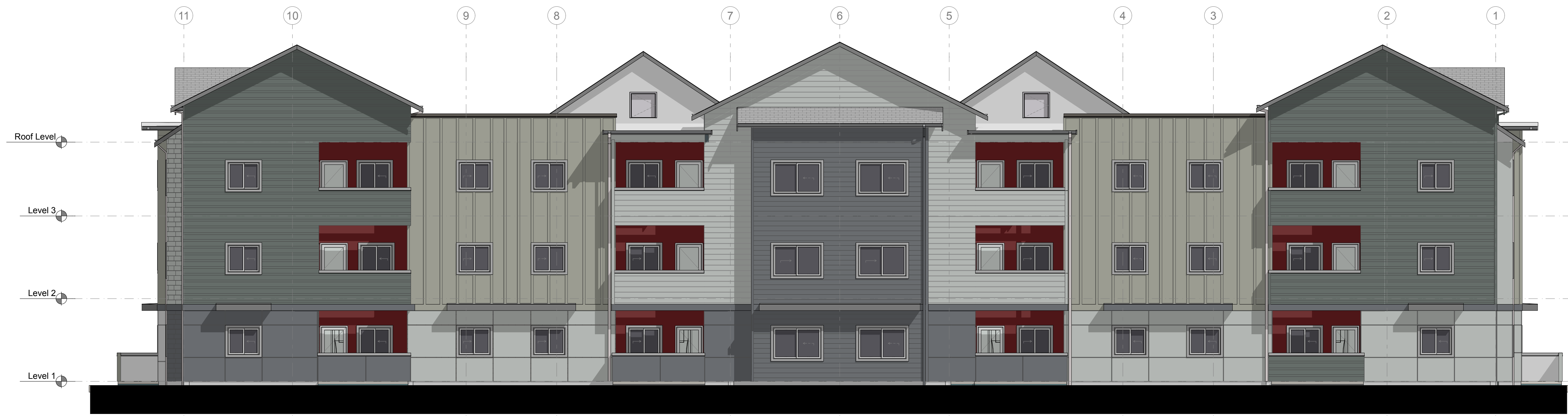
REVISIONS

DRAWN BY: BL / CM  
CHECKED BY: BL  
DATE: 2021.12.21  
TITLE: BUILDING ELEVATIONS  
PROJECT #: 2016  
SHEET:

DESIGN REVIEW - REVISION No.1 | 2021.12.21

PAINT COLORS

URBANE BRONZE (SW 7048)	TYPICAL BUILDING BASE LEVEL COLOR	TYPICAL TRIM, GUTTER and FASCIA
SILVERY MOON (1605)		
ASHLAND SLATE (16088)		
GLOUCESTER SAGE (HC-100)		
OLD CELADON (PPU25-05)		
REVERE PEWTER (PHC-172)	FOUR COLORS PER BUILDING WITH NO TWO BUILDING MATCHING	
HOMBURG GRAY (SW 7622)		
NOCTURNAL GRAY (2135-30)		
GREAT BARRIER GREEN (HC-122)		
PEELE GREEN (HC-121)		
WARM STONE (SW 7032)		
MINED COAL (PPU18-18)		



1 REAR ELEVATION - BUILDING TYPE No. 1  
SCALE: 1/8" = 1'-0"

CLADDING TYPES

HARDIE® SMOOTH PANELS  
BOARD-N-BATTEN

AVAILABLE SIZES

THICKNESS: 0.312"

LENGTH: 108" 120"  
48" 48"

WIDTHS: 96" 48"

Warranty Information >

Request a Quote > Request a Sample >

HARDIESHINGLE® SIDING  
STRAIGHT SHINGLE

AVAILABLE SIZES

THICKNESS: 0.25"

LENGTH: 48" boards

WIDTHS: 15.25" 6.976"

EXPOSURES: 6.976"

Warranty Information >

Request a Quote > Request a Sample >

HARDIE® PANELS  
SMOOTH WITH REVEALS

AVAILABLE SIZES

THICKNESS: 0.312"

LENGTH: 108" 120"  
48" 48"

WIDTHS: 96" 48"

Warranty Information >

Request a Quote > Request a Sample >

AEPSPAN® SIDING  
U-PANEL SIDING  
PRE-FINISHED METAL SIDING



PRIMED FOR PAINT

James Hardie's primed for paint collection gives you the power to choose paint for your home's exterior. It's primed. It's ready for field painting. It's a durable, high-performance canvas.

HARDIE® SMOOTH PANELS  
ALTERNATING EXPOSURE

AVAILABLE SIZES

THICKNESS: 0.312"

LENGTH: 108" 120"  
48" 48"

WIDTHS: 96" 48"

Warranty Information >

Request a Quote > Request a Sample >

HARDIEPLANK® SMOOTH LAP SIDING  
REGULAR EXPOSURE

AVAILABLE SIZES

THICKNESS: 0.312"

LENGTH: 144" boards

WIDTHS: 6.25" 8.25"  
5" 7"

EXPOSURES: 12" 5.25"  
10.75" 4"  
7.25" 9.25"  
6" 8"

Warranty Information >

Request a Quote > Request a Samp >




2 LEFT ELEVATION - BUILDING TYPE No. 1  
SCALE: 1/8" = 1'-0"



SYNTHESIS 9, LLC  
521A D ST  
TACOMA, WA 98403

REUSE OF DOCUMENTS  
THIS DOCUMENT AND THE EXHIBITS HEREON  
INCORPORATED HEREIN AS PERMITS OF  
PROFESSIONAL SERVICE ARE THE PROPERTY OF  
SYNTHESIS 9, LLC AND ARE NOT TO BE USED OR  
REPRODUCED IN WHOLE OR IN PART WITHOUT THE  
WRITTEN AUTHORIZATION OF SYNTHESIS 9, LLC.



EAST TOWN CROSSING  
BUILDING TYPE 1  
BUILDING 'F'  
PIONEER & SHAW PUYALLUP WA

REVISIONS

NO.	DESCRIPTION	DATE

REVISIONS

DRAWN BY: BL / CM  
CHECKED BY: BL  
DATE: 2021.12.21  
TITLE: BUILDING ELEVATIONS  
PROJECT #: 2016  
SHEET:

DESIGN REVIEW - REVISION No.1 | 2021.12.21





1 FACADE ARTICULATION - REAR - BUILDING TYPE No. 1  
SCALE: 1/8" = 1'-0"

EAST TOWN CROSSING  
BUILDING TYPE 1  
BUILDING 'F'  
PIONEER & SHAW PUYALLUP WA

REVISIONS

NO.	DESCRIPTION	DATE

DRAWN BY: BL / CM  
CHECKED BY: BL  
DATE: 2021.12.21  
TITLE: ARTICULATION  
PROJECT #: 2016  
SHEET:





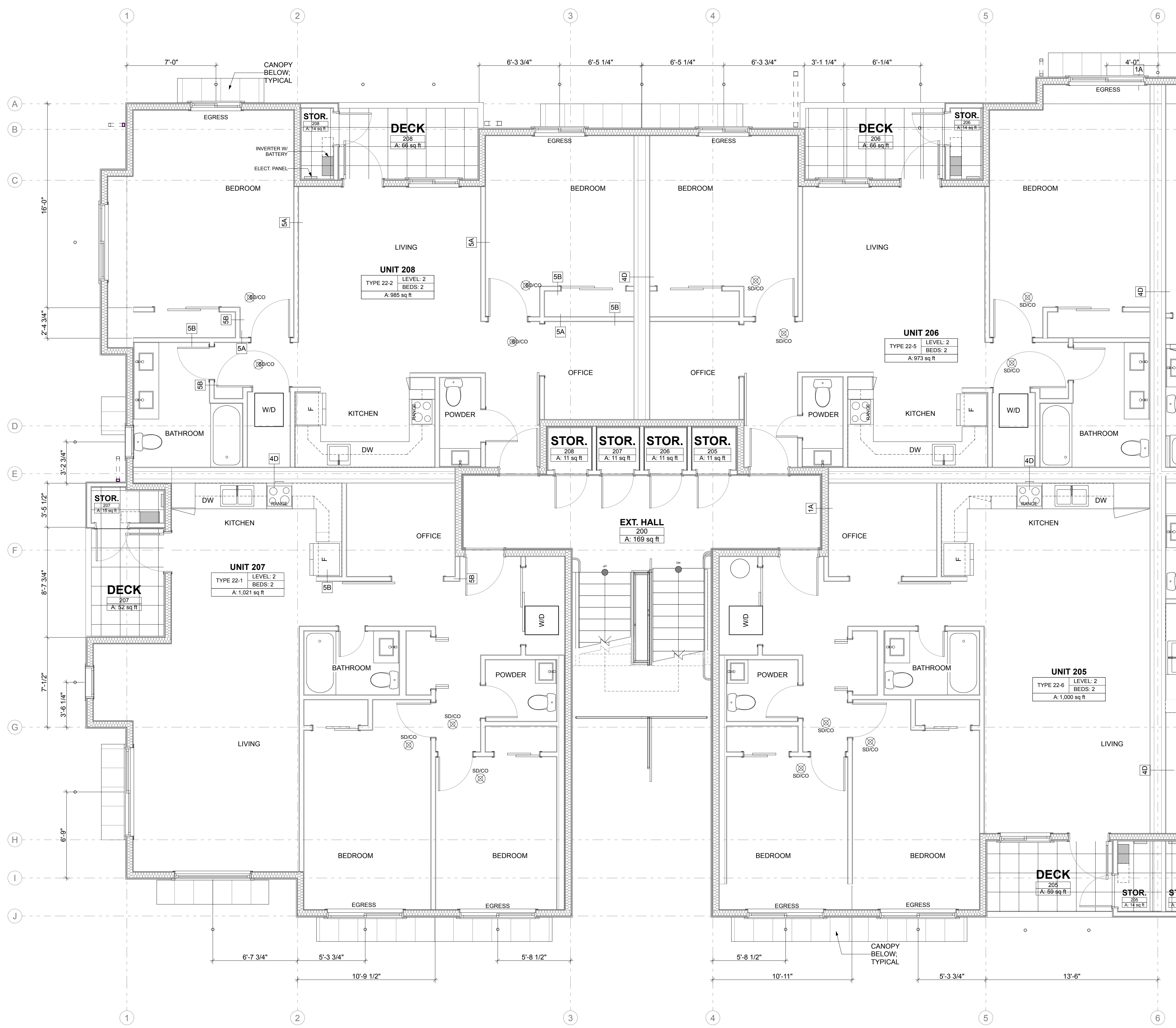












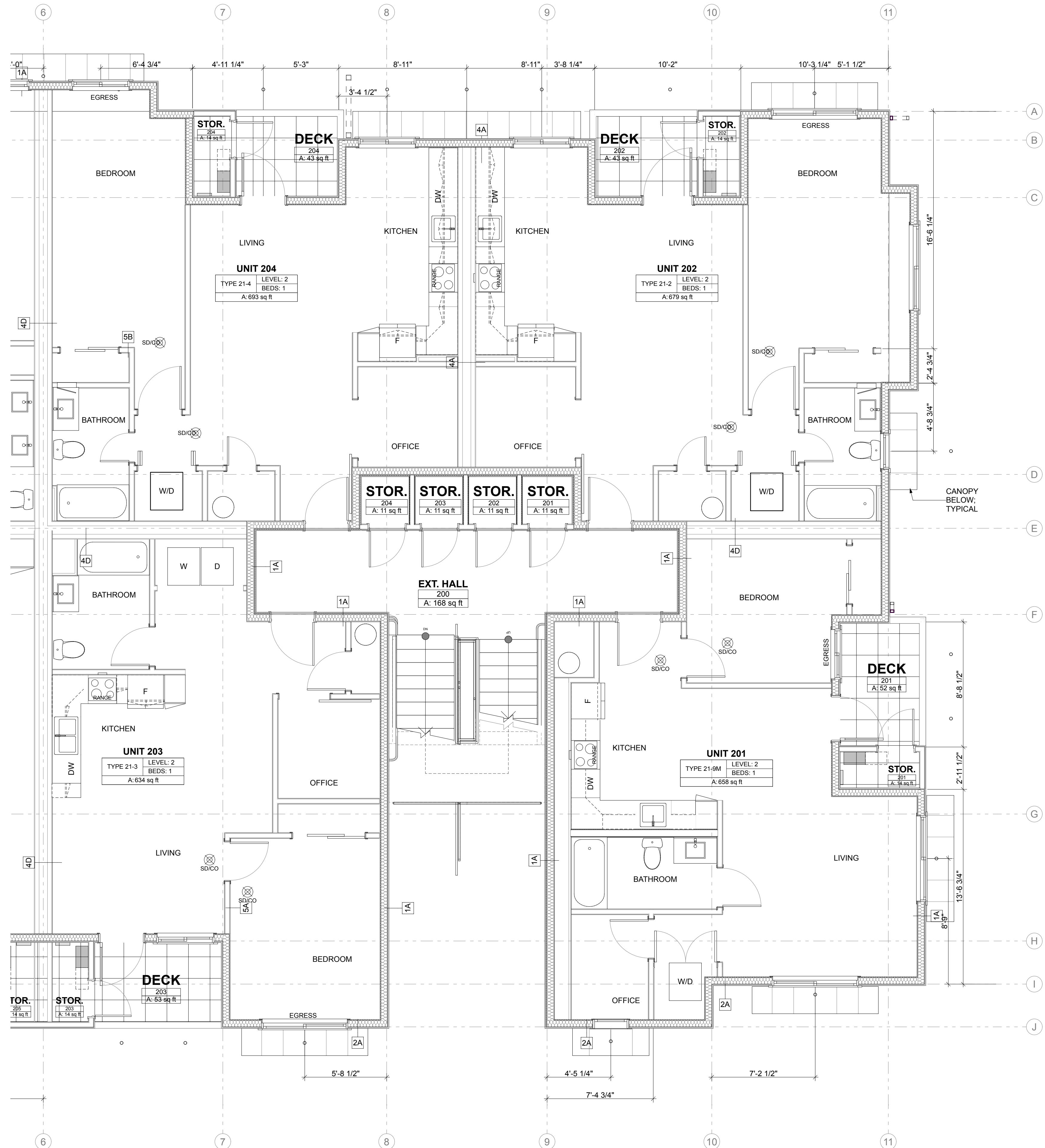
REVISIONS	
NO.	DESCRIPTION


DRAWN BY:	BL / CM
CHECKED BY:	BL
DATE:	2021.12.21
TITLE:	LEVEL 2 - ENLARGED LEFT
PROJECT #:	2016
SHEET:	

DESIGN REVIEW - REVISION No.1 | 2021.12.21

**1** LEVEL 2 PLAN - ENLARGED  
 SCALE: 1/4" = 1'-0"



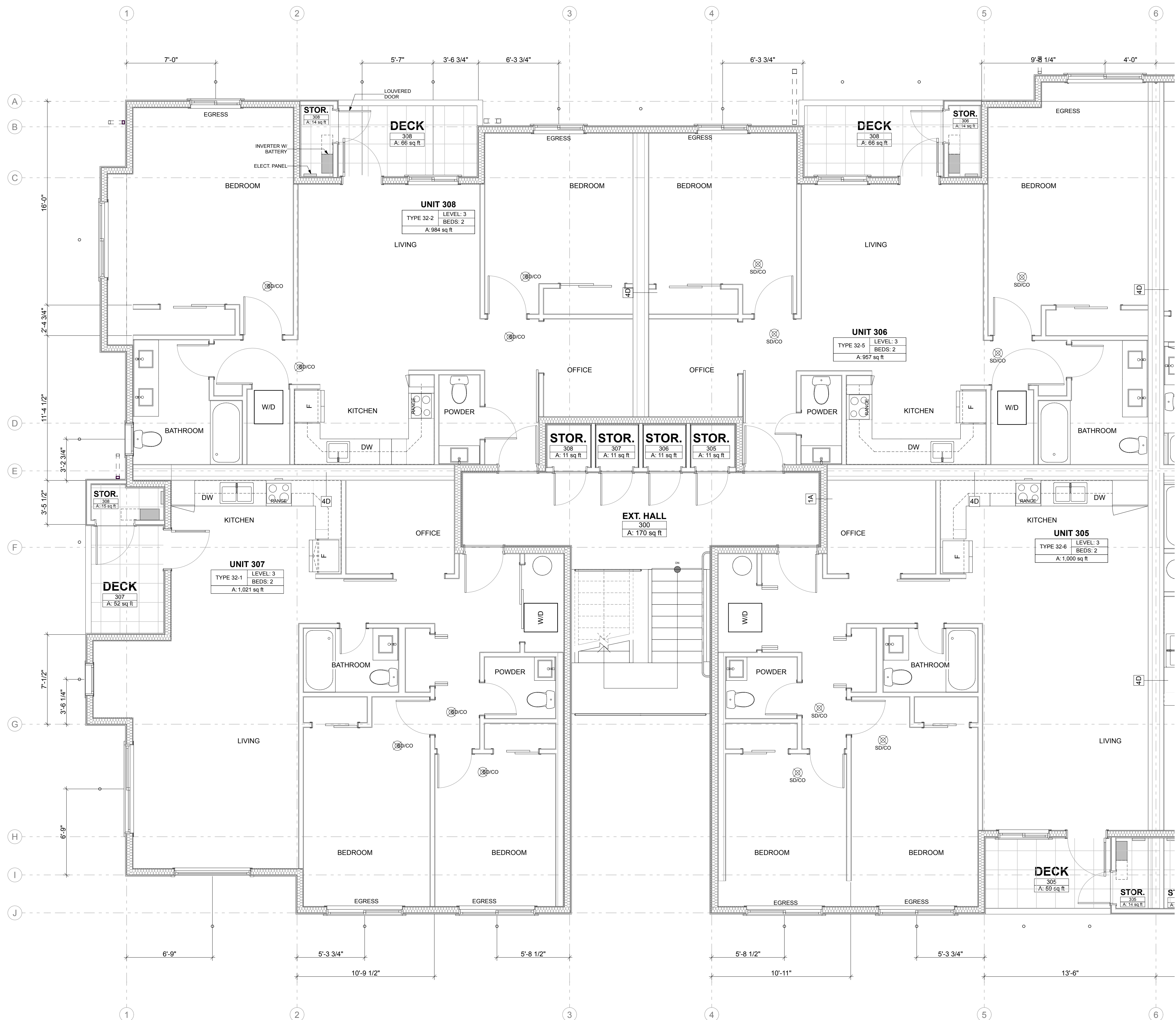
1 LEVEL 2 PLAN - ENLARGED  
SCALE: 1/4" = 1'-0"



REVISIONS


REVISIONS


DRAWN BY: BL / CM  
 CHECKED BY: BL  
 DATE: 2021.12.21  
 TITLE: LEVEL 2 - ENLARGED RIGHT  
 PROJECT #: 2016  
 SHEET:

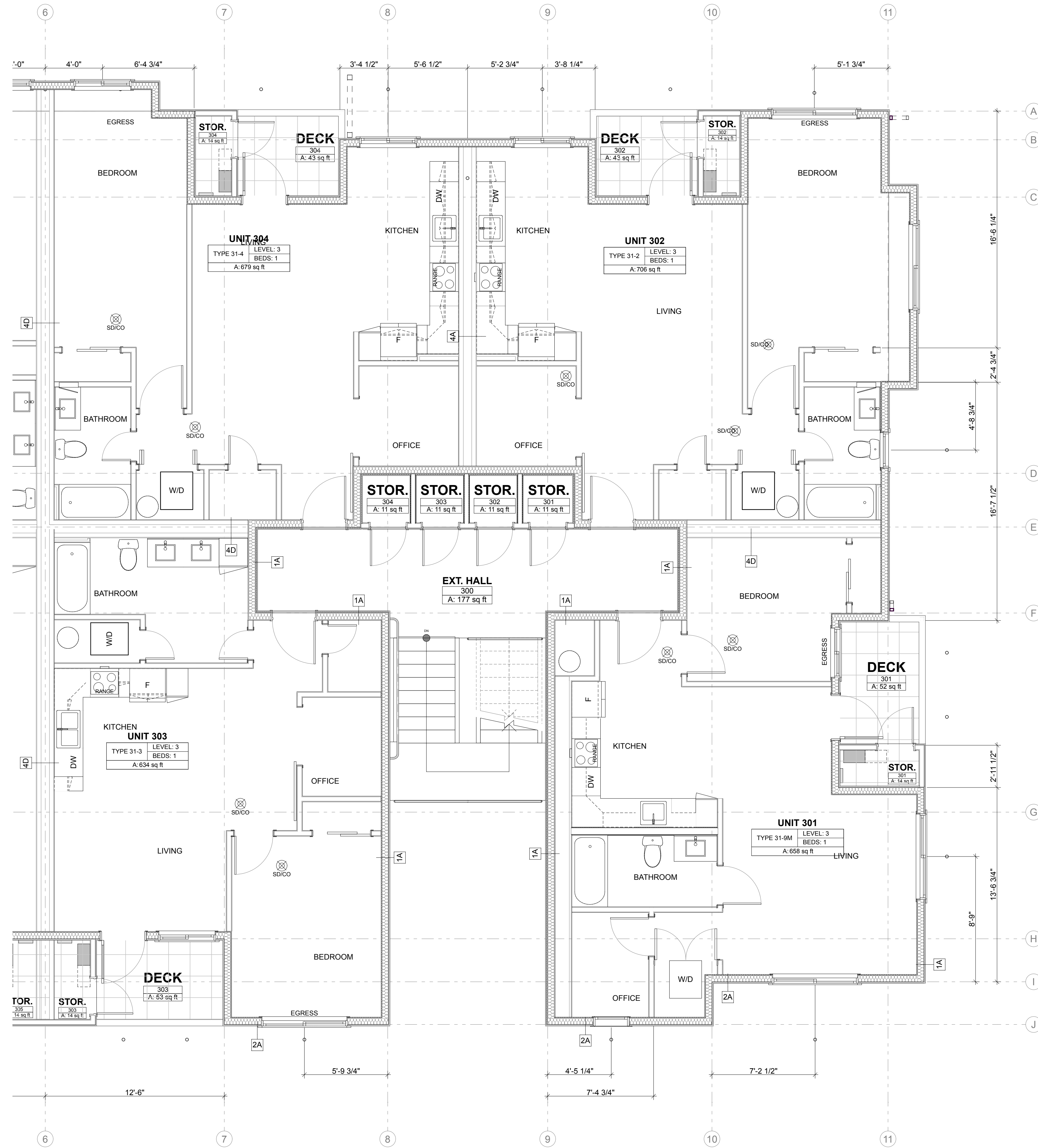


1 LEVEL 3 PLAN - ENLARGED  
SCALE: 1/4" = 1'-0"

REVISIONS	

REVISIONS	
DRAWN BY:	BL / CM
CHECKED BY:	BL
DATE:	2021.12.21
TITLE:	LEVEL 3 - ENLARGED LEFT
PROJECT #:	2016
SHEET:	

DESIGN REVIEW - REVISION No.1 | 2021.12.21



1 LEVEL 3 PLAN - ENLARGED  
SCALE: 1/4" = 1'-0"

DESIGN REVIEW - REVISION No.1 | 2021.12.21

REVISIONS	

REVISIONS	
DRAWN BY:	BL / CM
CHECKED BY:	BL
DATE:	2021.12.21
TITLE:	LEVEL 3 - ENLARGED RIGHT
PROJECT #:	2016
SHEET:	



PAINT COLORS

URBANE BRONZE (SW 7049)	TYPICAL BUILDING BASE LEVEL COLOR	TYPICAL TRIM, GUTTER and FASCIA
SILVERY MOON (1605)		
ASHLAND SLATE (16088)		
GLOUCESTER SAGE (HC-100)		
OLD CELADON (PPU25-05)		
REVERE PEWTER (PHC-172)	FOUR COLORS PER BUILDING WITH NO TWO BUILDING MATCHING	
HOMBURG GRAY (SW 7622)		
NOCTURNAL GRAY (2135-30)		
GREAT BARRIER GREEN (HC-122)		
PEELE GREEN (HC-121)		
WARM STONE (SW 7032)	FOUR COLORS PER BUILDING WITH NO TWO BUILDING MATCHING	
MINED COAL (PPU18-18)		



1 FRONT ELEVATION - BUILDING TYPE No. 2  
SCALE: 1/8" = 1'-0"

CLADDING TYPES

HARDIE® SMOOTH PANELS  
BOARD-N-BATTEN

AVAILABLE SIZES

THICKNESS:	0.312"
LENGTH:	108" 120"
WIDTHS:	48" 48"
	96" 48"

Warranty Information >

Request a Quote > Request a Sample >

PRIMED FOR PAINT

James Hardie's primed for paint collection gives you the power to choose paint for your home's exterior. It's primed. It's ready for field painting. It's a durable, high-performance canvas.

HARDIE® SMOOTH PANELS  
ALTERNATING EXPOSURE

AVAILABLE SIZES

THICKNESS:	0.312"
LENGTH:	108" 120"
WIDTHS:	48" 48"
	96" 48"

Warranty Information >

Request a Quote > Request a Sample >

HARDIESHINGLE® SIDING  
STRAIGHT SHINGLE

AVAILABLE SIZES

THICKNESS:	0.25"
LENGTH:	48" boards
WIDTHS:	15.25"
EXPOSURES:	6.976"

Warranty Information >

Request a Quote > Request a Sample >

PRIMED FOR PAINT

James Hardie's primed for paint collection gives you the power to choose paint for your home's exterior. It's primed. It's ready for field painting. It's a durable, high-performance canvas.

HARDIEPLANK® SMOOTH LAP SIDING  
REGULAR EXPOSURE

AVAILABLE SIZES

THICKNESS:	0.312"
LENGTH:	144" boards
WIDTHS:	6.25" 8.25"
EXPOSURES:	5" 7"
	12" 5.25"
	10.75" 4"
	7.25" 9.25"
	6" 8"

Warranty Information >

Request a Quote > Request a Sample >

HARDIE® PANELS  
SMOOTH WITH REVEALS

AVAILABLE SIZES

THICKNESS:	0.312"
LENGTH:	108" 120"
WIDTHS:	48" 48"
	96" 48"


Warranty Information >

Request a Quote > Request a Sample >

AEPSPAN® SIDING  
U-PANEL SIDING  
PRE-FINISHED METAL SIDING



CLADDING AT ENTRY COURT  
COOL ZINC GRAY

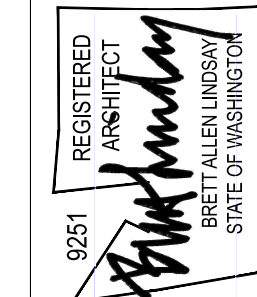


2 RIGHT ELEVATION - BUILDING TYPE No. 2  
SCALE: 1/8" = 1'-0"



SYNTHESIS 9, LLC  
5214 D ST  
TACOMA, WA 98403

REUSE OF DOCUMENTS  
THIS DOCUMENT AND THE DESIGNATIONS  
INCORPORATED HEREIN AS PERMITS OR  
PROFESSIONAL SERVICE ARE THE PROPERTY OF  
SYNTHESIS 9, LLC AND ARE NOT TO BE USED OR  
REPRODUCED IN WHOLE OR IN PART WITHOUT THE  
WRITTEN AUTHORIZATION OF SYNTHESIS 9, LLC.



EAST TOWN CROSSING  
BUILDING TYPE 2  
BUILDINGS 'B' - 'C' - 'D' - 'E'  
PIONEER & SHAW PUYALLUP, WA

REVISIONS

NO.	DESCRIPTION	DATE

DRAWN BY: BL / CM  
CHECKED BY: BL  
DATE: 2021.12.21  
TITLE: BUILDING ELEVATIONS  
PROJECT #: 2016  
SHEET:

DESIGN REVIEW - REVISION No.1 | 2021.12.21



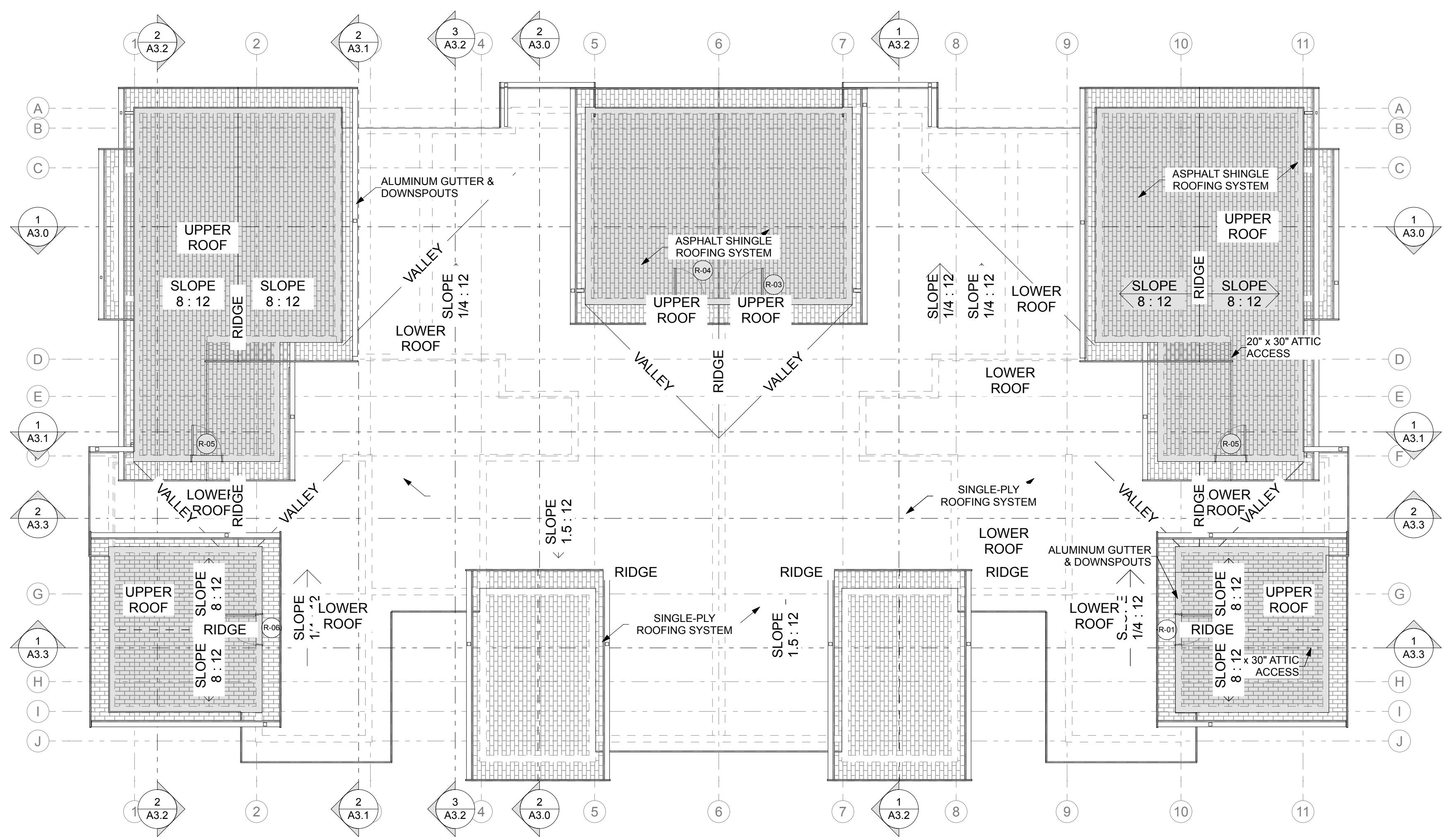












1 ROOF PLAN - OVERALL  
SCALE: 1/8" = 1'-0"

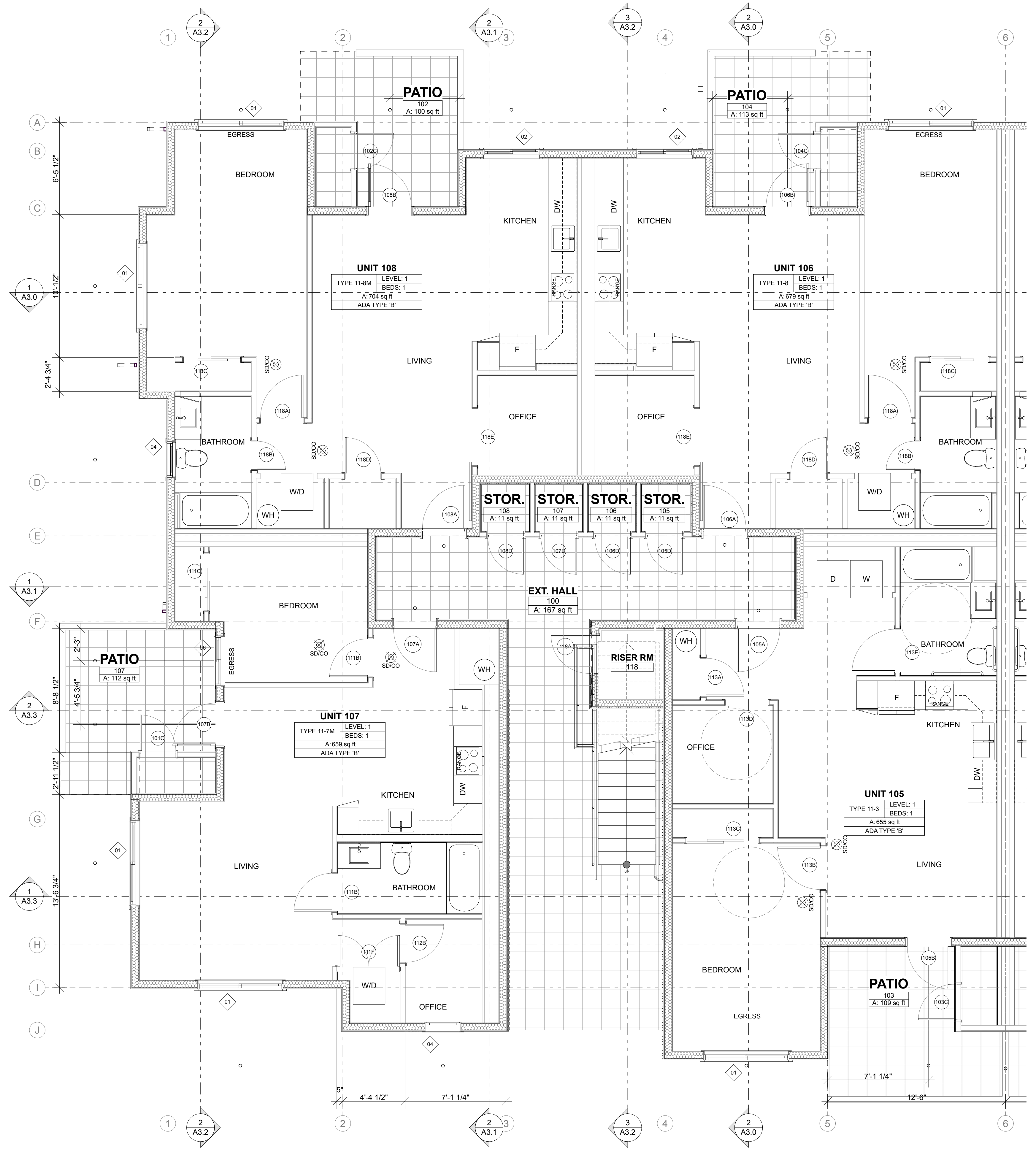
EAST TOWN CROSSING  
BUILDING TYPE 3  
BUILDINGS 'A' - 'G' - 'H'  
PIONEER & SHAW PUYALLUP WA

REVISIONS

NO.	DESCRIPTION	DATE

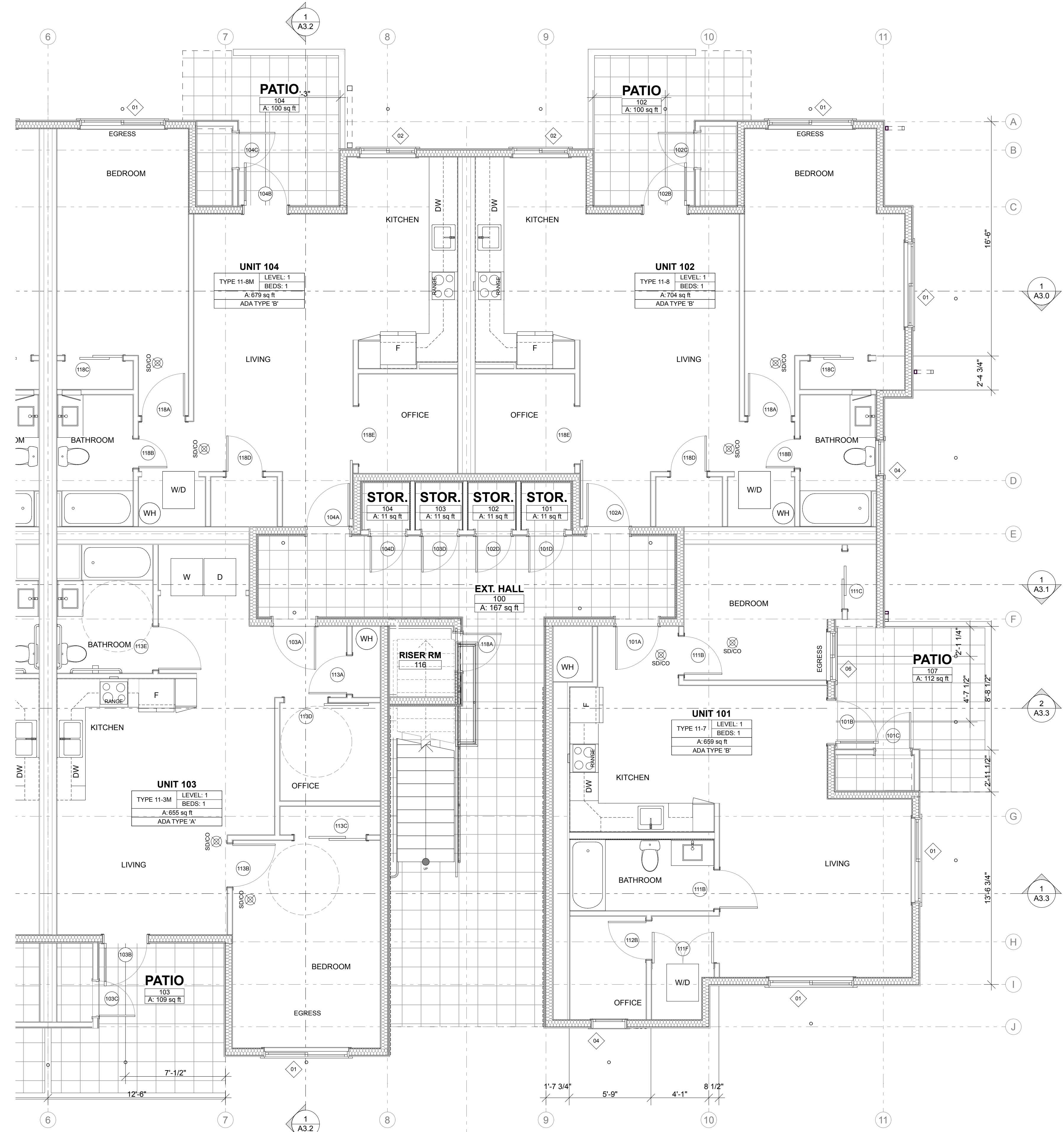
DRAWN BY: BL / CM  
CHECKED BY: BL  
DATE: 2021.12.21  
TITLE: ROOF - OVERALL PLAN  
PROJECT #: 2016  
SHEET:





1 LEVEL 1 - ENLARGED  
SCALE: 1/4" = 1'-0"

DESIGN REVIEW - REVISION No.1 | 2021.12.21



**1 LEVEL 1 - ENLARGED**  
SCALE: 1/4" = 1'-0"

**EAST TOWN CROSSING**  
BUILDING TYPE 3  
BUILDINGS 'A' - 'G' - 'H'  
PIONEER & SHAW PUYALLUP WA

REVISIONS

NO.	DATE	DESCRIPTION

REVISIONS


DRAWN BY: BL / CM  
CHECKED BY: BL  
DATE: 2021.12.21  
TITLE: LEVEL 1 - ENLARGED RIGHT  
PROJECT #: 2016  
SHEET:

DESIGN REVIEW - REVISION No.1 | 2021.12.21

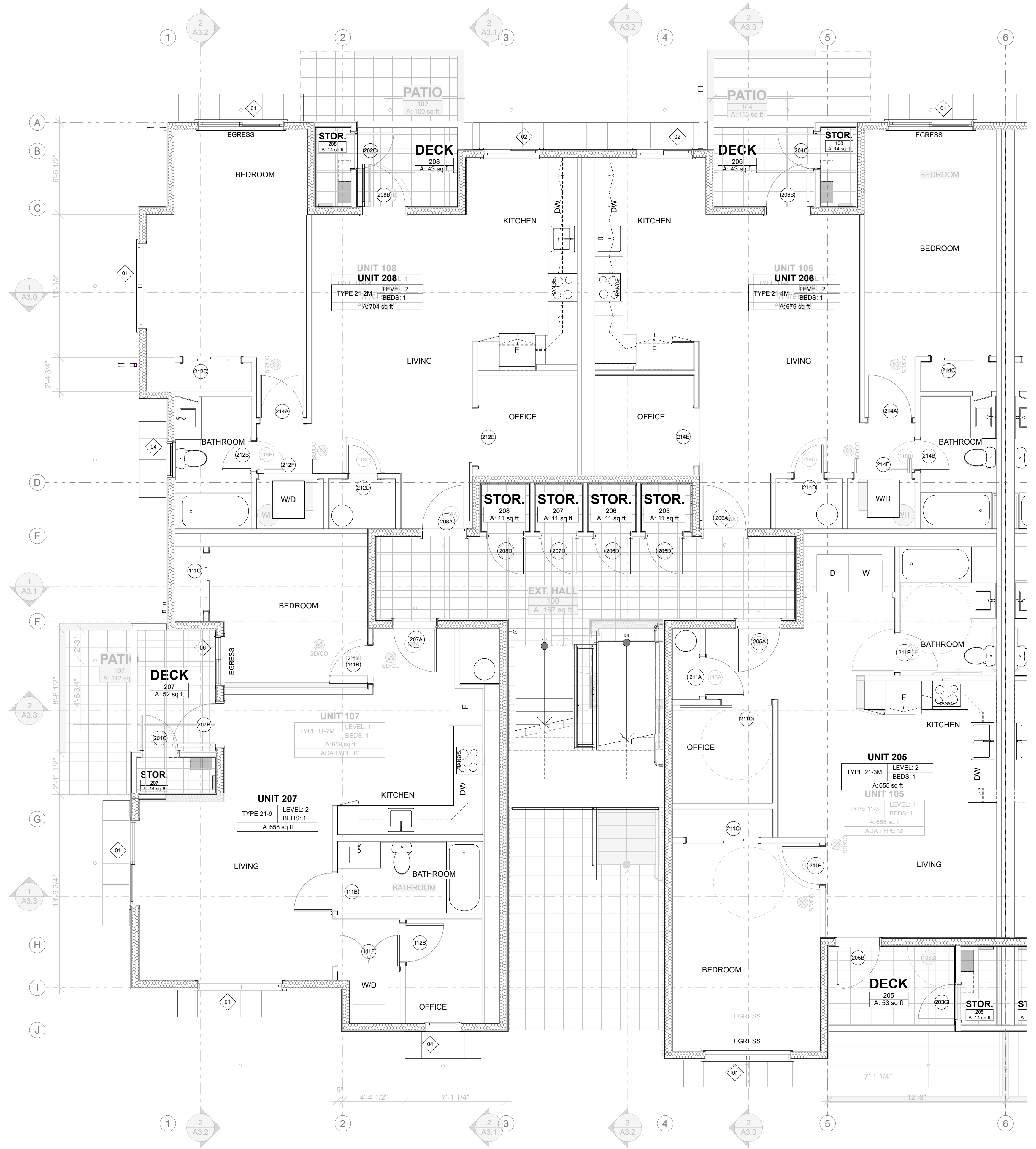


SYNTHESIS 9, LLC  
5214 D ST  
TACOMA, WA 98403

REUSE OF DOCUMENTS  
THIS DOCUMENT AND THE EXHIBIT DESIGNATIONS  
INCORPORATED HEREIN ARE THE PROPERTY OF  
SYNTHESIS 9, LLC AND ARE NOT TO BE USED OR  
REPRODUCED IN WHOLE OR IN PART WITHOUT THE  
WRITTEN AUTHORIZATION OF SYNTHESIS 9, LLC.



EAST TOWN CROSSING  
BUILDING TYPE 3  
BUILDINGS 'A' - 'G' - 'H'  
PIONEER & SHAW PUYALLUP WA



**1 LEVEL 2 - ENLARGED**  
SCALE: 1/4" = 1'-0"

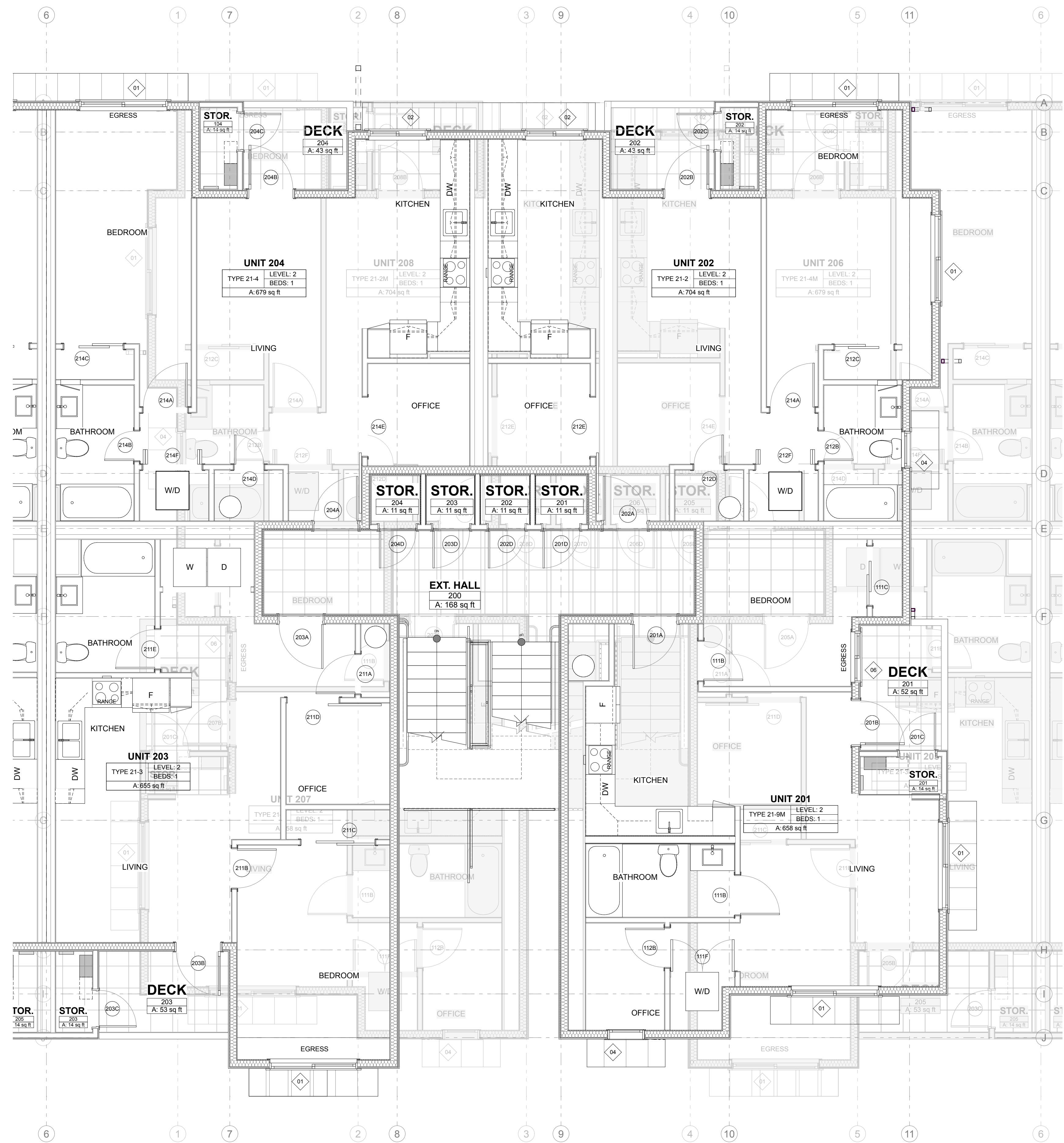
DESIGN REVIEW - REVISION No.1 | 2021.12.21

REVISIONS

NO.	DESCRIPTION	DATE

REVISIONS

DRAWN BY: BL / CM  
CHECKED BY: BL  
DATE: 2021.12.21  
TITLE: LEVEL 2 - ENLARGED LEFT  
PROJECT #: 2016  
SHEET:



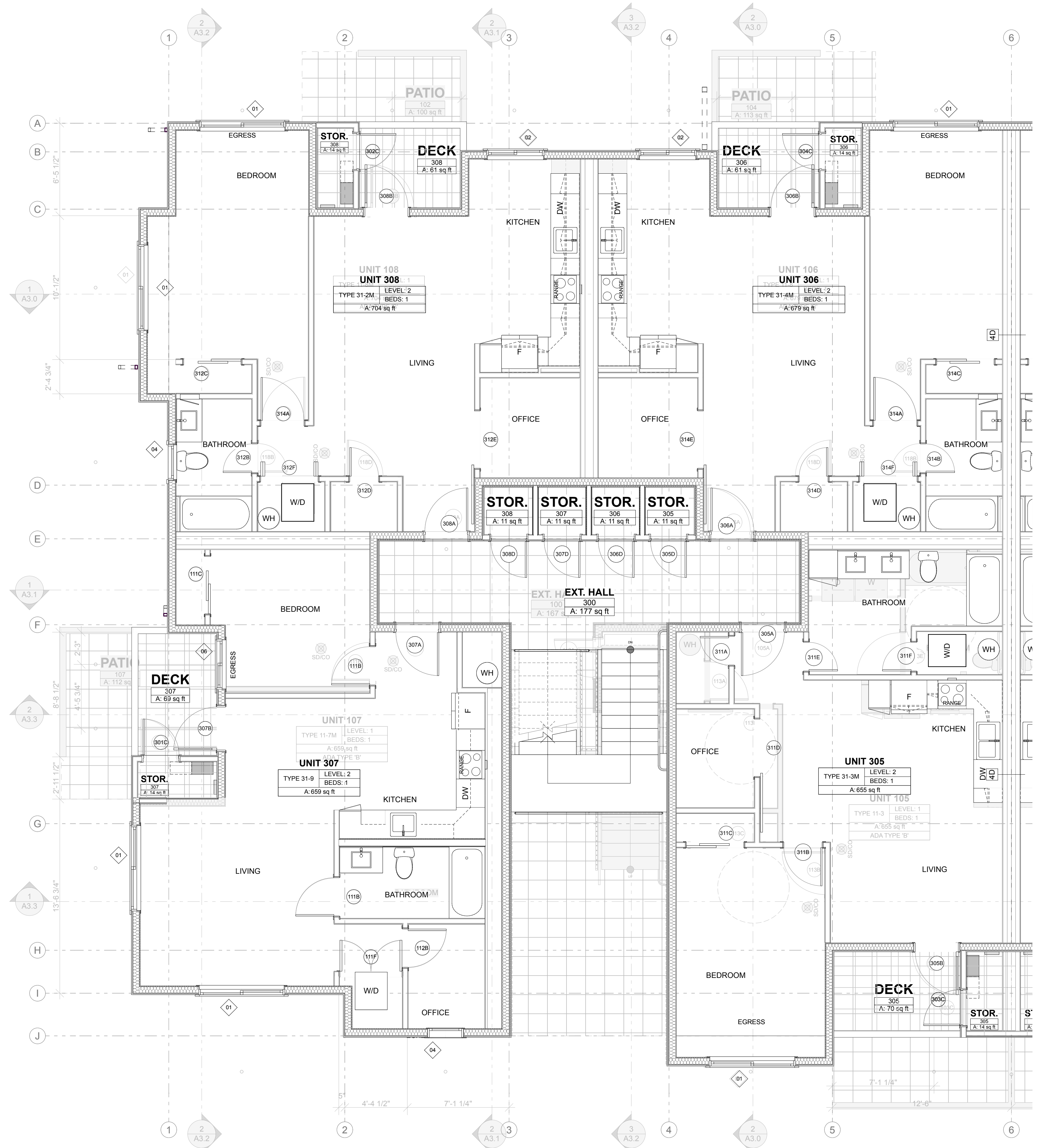
EAST TOWN CROSSING  
BUILDING TYPE 3  
BUILDINGS 'A' - 'G' - 'H'  
PIONEER & SHAW PUYALLUP WA

REVISIONS

DRAWN BY:	BL / CM
CHECKED BY:	BL
DATE:	2021.12.21
TITLE:	LEVEL 2 - ENLARGED RIGHT
PROJECT #:	2016
SHEET:	

1 LEVEL 2 - ENLARGED  
SCALE: 1/4" = 1'-0"

DESIGN REVIEW - REVISION No.1 | 2021.12.21

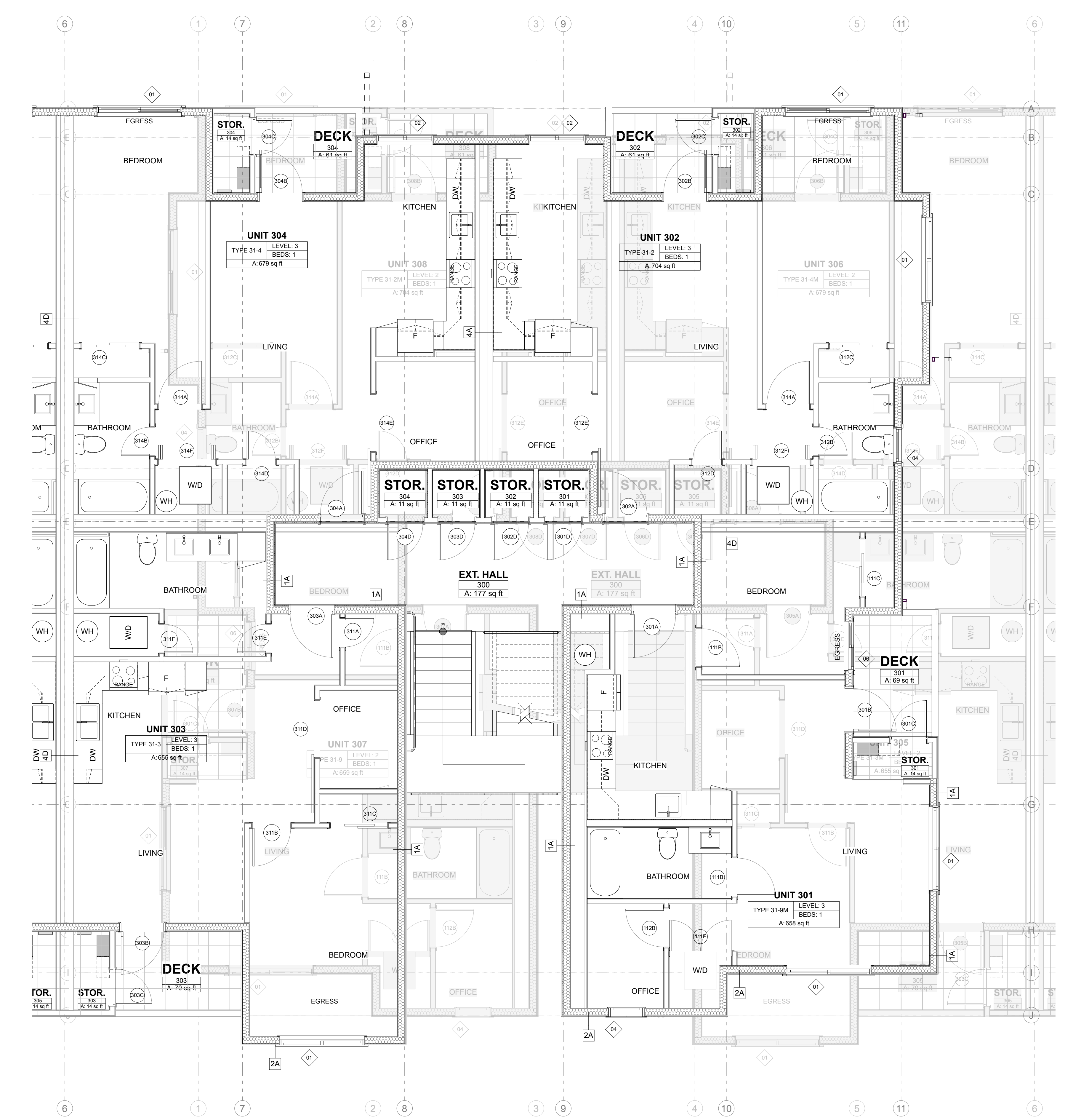


**1 LEVEL 3 - ENLARGED**  
 SCALE: 1/4" = 1'-0" (1/4" = 1'-0")

**EAST TOWN CROSSING**  
 BUILDING TYPE 3  
 BUILDINGS 'A' - 'G' - 'H'  
 PIONEER & SHAW PUYALLUP WA

REVISIONS	
REVISIONS	
DRAWN BY:	BL / CM
CHECKED BY:	BL
DATE:	2021.12.21
TITLE:	LEVEL 3 - ENLARGED LEFT
PROJECT #:	2016
SHEET:	

DESIGN REVIEW - REVISION No.1 | 2021.12.21



1 LEVEL 3 - ENLARGED  
SCALE: 1/4" = 1'-0"

EAST TOWN CROSSING  
BUILDING TYPE 3  
BUILDINGS 'A' - 'G' - 'H'  
PIONEER & SHAW PUYALLUP WA

REVISIONS

DESIGNED BY: BL / CM  
CHECKED BY: BL  
DATE: 2021.12.21  
TITLE: LEVEL 3 - ENLARGED RIGHT  
PROJECT #: 2016  
SHEET:

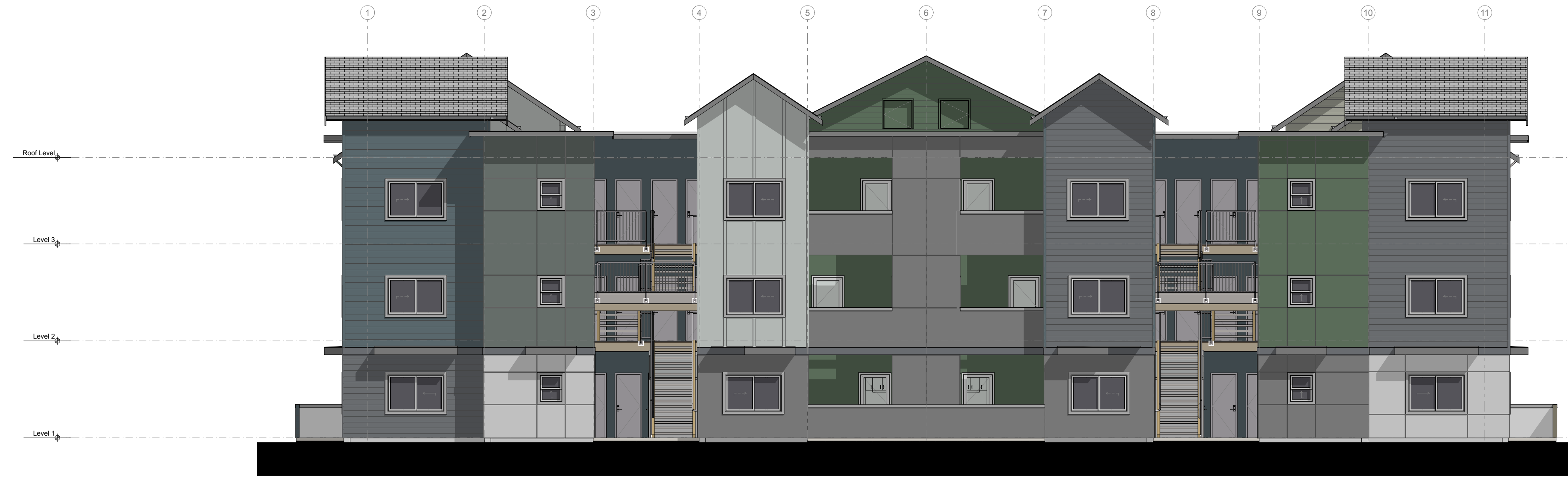
**PAINT COLORS**

- URBANE BRONZE (SW 7048)
- SILVERY MOON (11605)
- ASHLAND SLATE (16688)
- GLOUCESTER SAGE (HC-100)
- OLD CELADON (PPU25-06)
- REVERE PEWTER (PHC-172)
- HOMBURG GRAY (SW 7622)
- NOCTURNAL GRAY (2135-30)
- GREAT BARRIER GREEN (HC-122)
- PEELE GREEN (HC-121)
- WARM STONE (SW 7032)
- MINED COAL (PPU18-18)

TYPICAL BUILDING BASE LEVEL COLOR

TYPICAL TRIM, GUTTER and FASCIA

FOUR COLORS PER BUILDING WITH NO TWO BUILDING MATCHING



**2 FRONT ELEVATION - BUILDING TYPE No. 3**  
SCALE: 1/8" = 1'-0"

**HARDIE® SMOOTH PANELS BOARD-N-BATTEN**

**AVAILABLE SIZES**

**THICKNESS:** 0.312"

**LENGTH:** 108" 120"  
**WIDTHS:** 48" 48" 96" 48"

Warranty Information >

[Request a Quote >](#) [Request a Sample >](#)

**PRIMED FOR PAINT**

James Hardie's primed for paint collection gives you the power to choose paint for your home's exterior. It's primed. It's ready for field painting. It's a durable, high-performance canvas.

**HARDIE® SMOOTH PANELS ALTERNATING EXPOSURE**

**AVAILABLE SIZES**

**THICKNESS:** 0.312"

**LENGTH:** 108" 120"  
**WIDTHS:** 48" 48" 96" 48"

Warranty Information >

[Request a Quote >](#) [Request a Sample >](#)

**HARDIESHINGLE® SIDING STRAIGHT SHINGLE**

**AVAILABLE SIZES**

**THICKNESS:** 0.25"

**LENGTH:** 48" boards

**WIDTHS:** 15.25"  
**EXPOSURES:** 6.976"

Warranty Information >

[Request a Quote >](#) [Request a Sample >](#)

**PRIMED FOR PAINT**

James Hardie's primed for paint collection gives you the power to choose paint for your home's exterior. It's primed. It's ready for field painting. It's a durable, high-performance canvas.

**HARDIEPLANK® SMOOTH LAP SIDING REGULAR EXPOSURE**

**AVAILABLE SIZES**

**THICKNESS:** 0.312"

**LENGTH:** 144" boards

**WIDTHS:** 6.25" 6.25"  
**EXPOSURES:** 5" 7" 12" 5.25" 10.75" 4" 7.25" 9.25" 6" 8"

Warranty Information >

[Request a Quote >](#) [Request a Sample >](#)

**HARDIE® PANELS SMOOTH WITH REVEALS**

**AVAILABLE SIZES**


**THICKNESS:** 0.312"

**LENGTH:** 108" 120"  
**WIDTHS:** 48" 48" 96" 48"

Warranty Information >

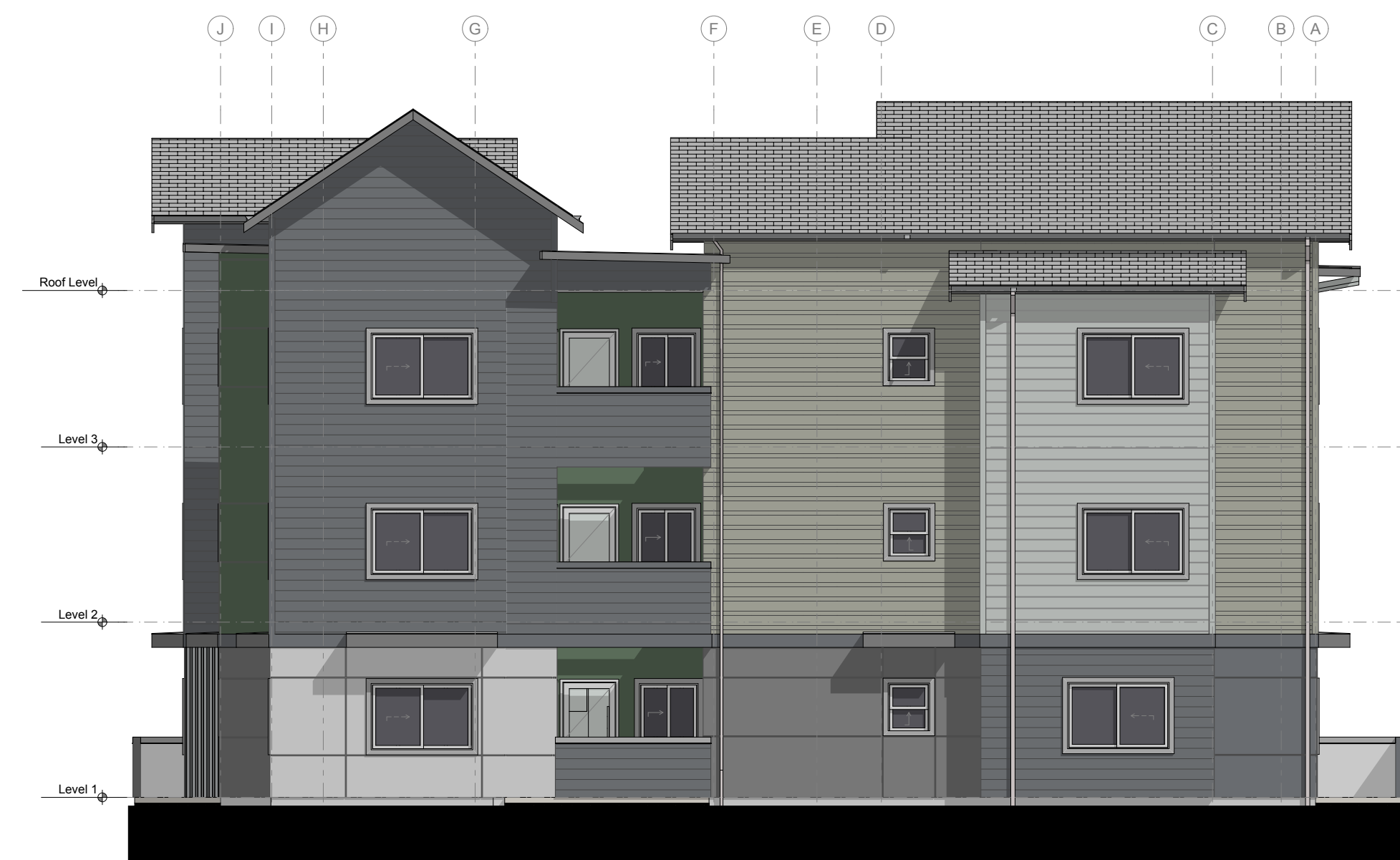
[Request a Quote >](#) [Request a Sample >](#)

**AEPSPAN® SIDING U-PANEL SIDING PRE-FINISHED METAL SIDING**



**CLADDING AT ENTRY COURT COOL ZINC GRAY**

EAST TOWN CROSSING BUILDING TYPE 3 BUILDINGS 'A' - 'G' - 'H' PIONEER & SHAW PUYALLUP WA



**1 RIGHT ELEVATION - BUILDING TYPE No. 3**  
SCALE: 1/8" = 1'-0"

**S9**

SYNTHESIS 9, LLC  
5214 D ST  
TACOMA, WA 98403

REUSE OF DOCUMENTS: THIS DOCUMENT AND THE DESIGNATIONS INCORPORATED HEREIN ARE THE PROPERTY OF SYNTHESIS 9, LLC AND ARE NOT TO BE USED OR REPRODUCED IN WHOLE OR IN PART WITHOUT THE WRITTEN AUTHORIZATION OF SYNTHESIS 9, LLC.

REGISTERED ARCHITECT  
9251  
Pioneer & Shaw  
Puyallup, WA  
STATE OF WASHINGTON

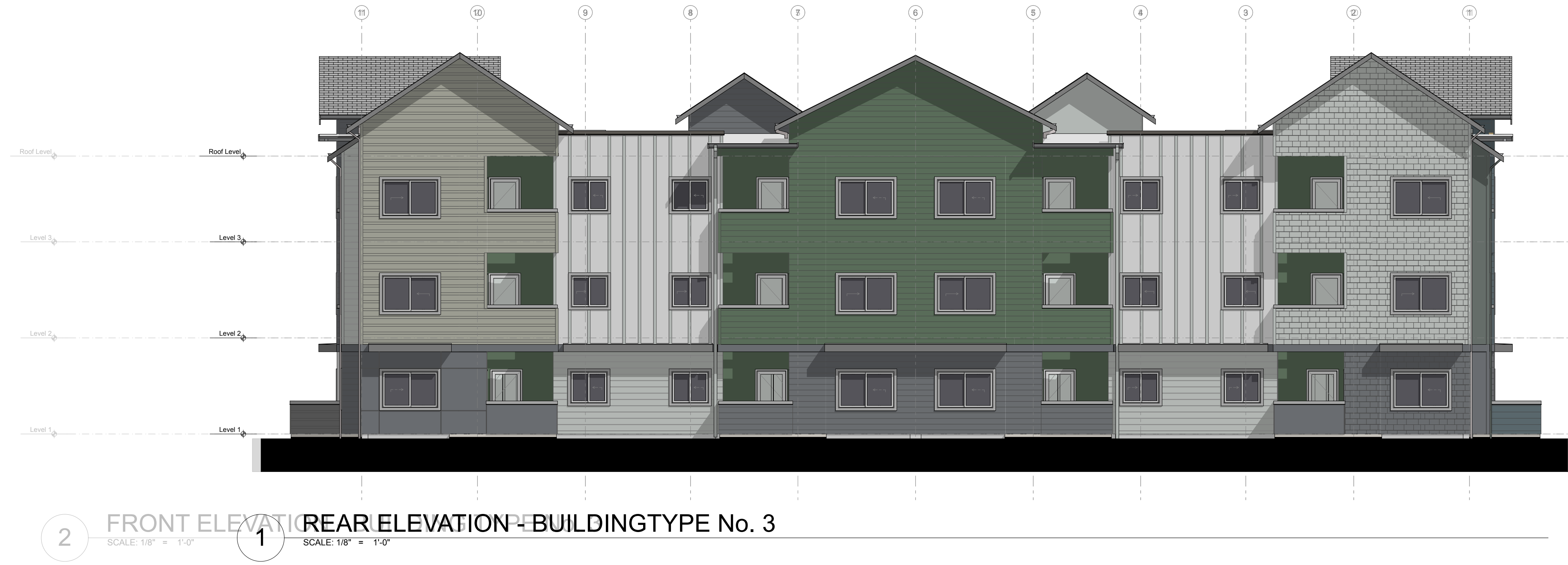
REVISIONS

DRAWN BY: BL / CM  
CHECKED BY: BL  
DATE: 2021.12.21  
TITLE: BUILDING ELEVATIONS  
PROJECT #: 2016  
SHEET:

DESIGN REVIEW - REVISION No.1 | 2021.12.21

# PAINT COLORS

URBANE BRONZE (SW 7048)	TYPICAL BUILDING BASE LEVEL COLOR	TYPICAL TRIM FOR GUTTER and FASCIA
SILVERLY MOON (1105)		
ASHLAND SLATE (16088)		
GLOUCESTER SAGE (HC-100)		
OLD CELADON (PPU25-06)		
REVERE PEWTER (PHC-172)		
HOMBURG GRAY (SW 7622)	FOUR COLORS PER BUILDING WITH NO TWO BUILDING MATCHING	
NOCTURNAL GRAY (2135-30)		
GREAT BARRIER GREEN (HC-122)		
PEELE GREEN (HC-121)		
WARM STONE (SW 7032)		
MINED COAL (PPU18-18)		



## HARDIE® SMOOTH PANELS BOARD-N-BATTEN

AVAILABLE SIZES

THICKNESS:	0.312"
LENGTH:	108" 120"
WIDTHS:	48" 48"
	96" 48"

Warranty Information >

[Request a Quote >](#) [Request a Sample >](#)

## HARDIE SHINGLE® SIDING STRAIGHT SHINGLE

AVAILABLE SIZES

THICKNESS:	0.25"
LENGTH:	48" boards
WIDTHS:	15.25"
EXPOSURES:	6.976"

Warranty Information >

[Request a Quote >](#) [Request a Sample >](#)

## HARDIE® PANELS SMOOTH WITH REVEALS

AVAILABLE SIZES

THICKNESS:	0.312"
LENGTH:	108" 120"
WIDTHS:	48" 48"
	96" 48"

Warranty Information >

[Request a Quote >](#) [Request a Sample >](#)

## AEPSPAN® SIDING U-PANEL SIDING PRE-FINISHED METAL SIDING

CLADDING AT ENTRY COURT  
COOL ZINC GRAY

### PRIMED FOR PAINT

James Hardie's primed for paint collection gives you the power to choose paint for your home's exterior. It's primed. It's ready for field painting. It's a durable, high-performance canvas.

#### HARDIE® SMOOTH PANELS ALTERNATING EXPOSURE

AVAILABLE SIZES

THICKNESS:	0.312"
LENGTH:	108" 120"
WIDTHS:	48" 48"
	96" 48"

Warranty Information >

[Request a Quote >](#) [Request a Sample >](#)

### PRIMED FOR PAINT

James Hardie's primed for paint collection gives you the power to choose paint for your home's exterior. It's primed. It's ready for field painting. It's a durable, high-performance canvas.

#### HARDIE PLANK® SMOOTH LAP SIDING REGULAR EXPOSURE

AVAILABLE SIZES

THICKNESS:	0.312"
LENGTH:	144" boards
WIDTHS:	6.25" 6.25"
EXPOSURES:	5" 7"
	12" 5.25"
	10.75" 4"
	7.25" 9.25"
	6" 8"

Warranty Information >

[Request a Quote >](#) [Request a Sample >](#)



**2** LEFT ELEVATION - BUILDING TYPE No. 3 No. 3  
SCALE: 1/8" = 1'-0"

**S9**

SYNTHESIS 9, LLC  
1234 5th ST  
TACOMA, WA 98403

REUSE OF DOCUMENTS  
THIS DOCUMENT AND THE EXHIBITS HEREON ARE THE PROPERTY OF SYNTHESIS 9, LLC AND ARE NOT TO BE USED OR REPRODUCED IN WHOLE OR IN PART WITHOUT THE WRITTEN AUTHORIZATION OF SYNTHESIS 9, LLC.

REGISTERED ARCHITECT  
*Frank M. ...*  
FRANK M. ...  
STATE OF WASHINGTON

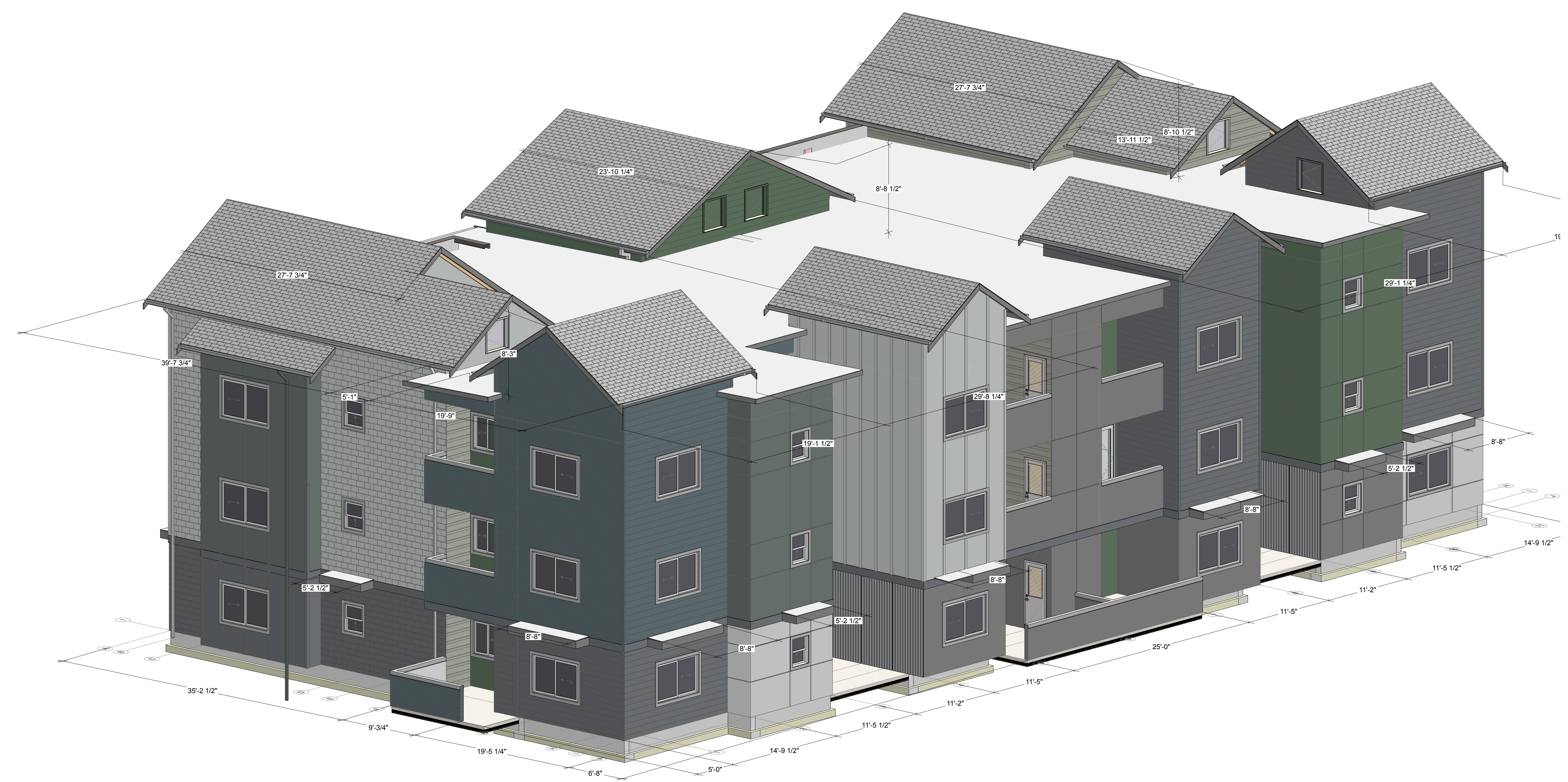
EAST TOWN CROSSING  
BUILDING TYPE 3  
BUILDINGS 'A' - 'G' - 'H'  
PIONEER & SHAW PUYALLUP WA

REVISIONS

DRAWN BY: BL / CM  
CHECKED BY: BL  
DATE: 2021.12.21  
TITLE: BUILDING ELEVATIONS  
PROJECT #: 2016  
SHEET:  

DESIGN REVIEW - REVISION No.1 | 2021.12.21





1 FACADE ARTICULATION - FRONT  
SCALE: 3/16" = 1'-0"

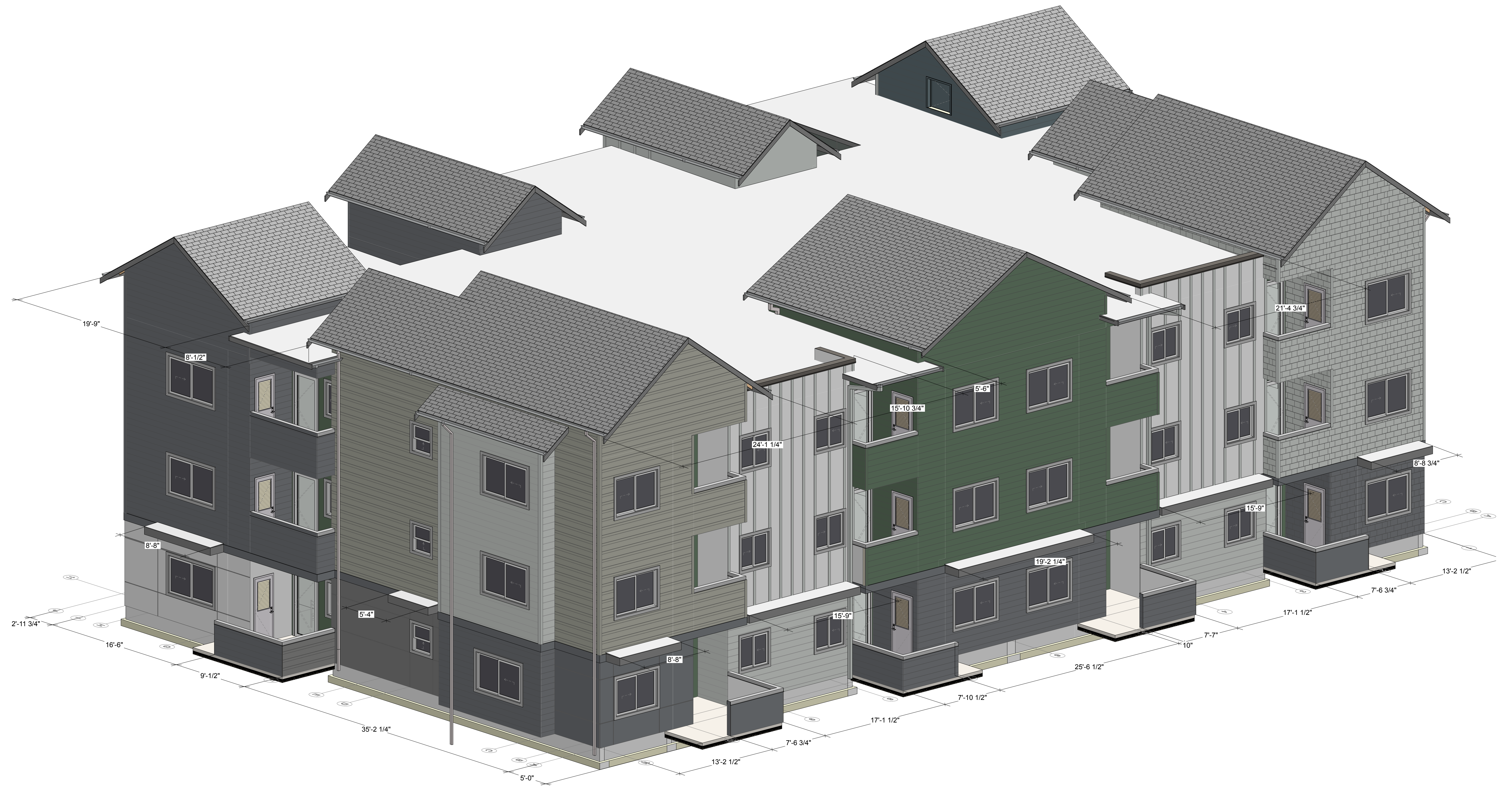
EAST TOWN CROSSING  
BUILDING TYPE 3  
BUILDINGS 'A' - 'G' - 'H'  
PIONEER & SHAW PUYALLUP WA

REVISIONS

NO.	DESCRIPTION	DATE

REVISIONS

DRAWN BY: BL / CM  
CHECKED BY: BL  
DATE: 2021.12.21  
TITLE: FACADE  
ARTICULATION  
PROJECT #: 2016  
SHEET:






1 FACADE ARTICULATION - REAR  
SCALE: 3/16" = 1'-0"

REVISIONS

NO.	DATE	DESCRIPTION

REVISIONS

DRAWN BY: BL / CM  
CHECKED BY: BL  
DATE: 2021.12.21  
TITLE: FACADE  
ARTICULATION  
PROJECT #: 2016  
SHEET:



EAST TOWN CROSSING  
 CLUBHOUSE  
 PIONEER & SHAW PUYALLUP, WA

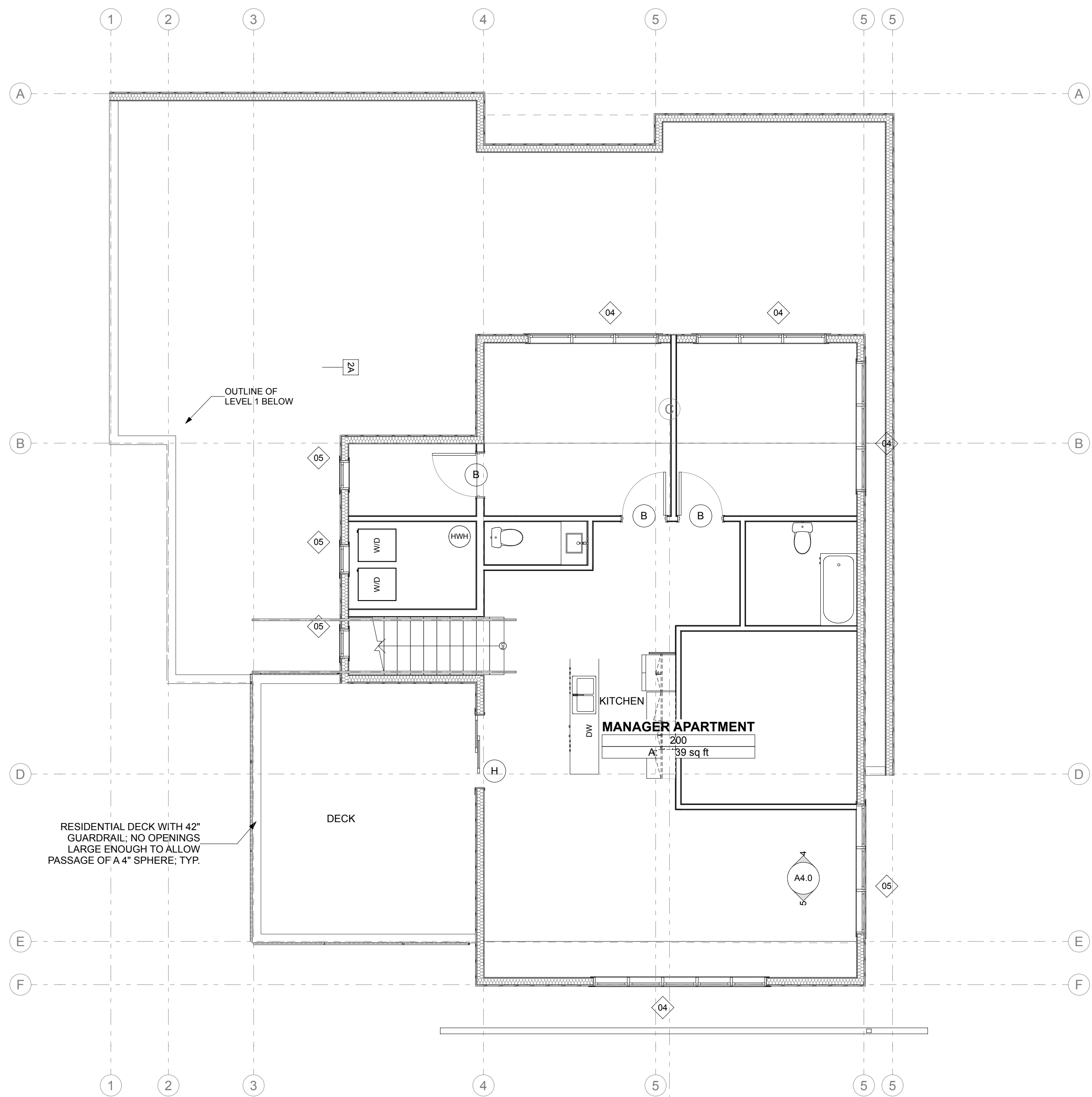
REVISIONS

NO.	DESCRIPTION	DATE

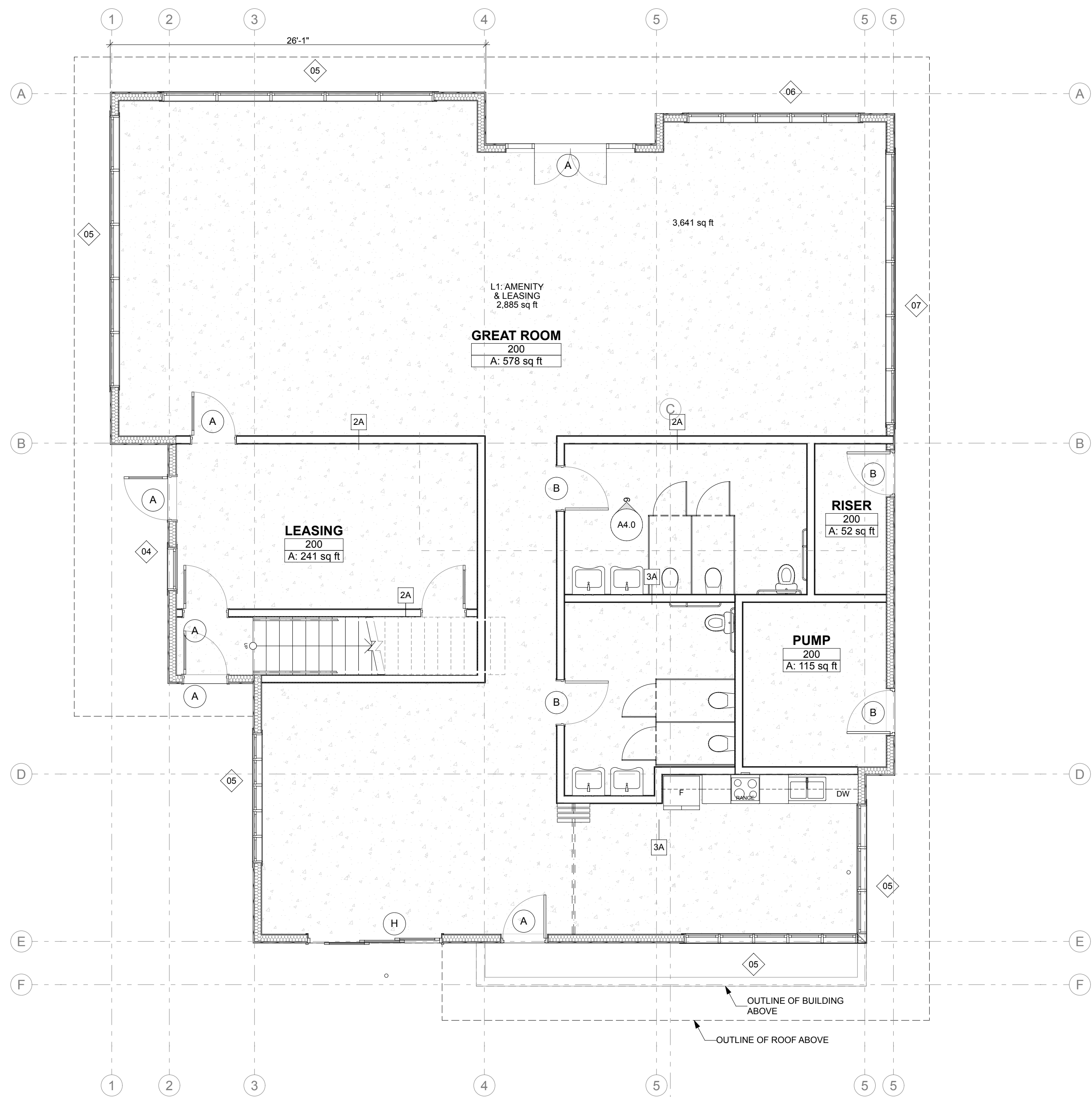
REVISIONS

DRAWN BY: BL / CM  
 CHECKED BY: BL  
 DATE: 2020.10.05  
 TITLE: IMAGES  
 PROJECT #: 2016  
 SHEET:

REVISIONS	
REVISIONS	
DRAWN BY:	BL / CM
CHECKED BY:	BL
DATE:	2020.10.05
TITLE:	FLOOR & ROOF PLANS
PROJECT #:	2016
SHEET:	



**2 LEVEL 2 PLAN**  
 SCALE: 3/16" = 1'-0"



**1 LEVEL 1 PLAN**  
 SCALE: 3/16" = 1'-0"



