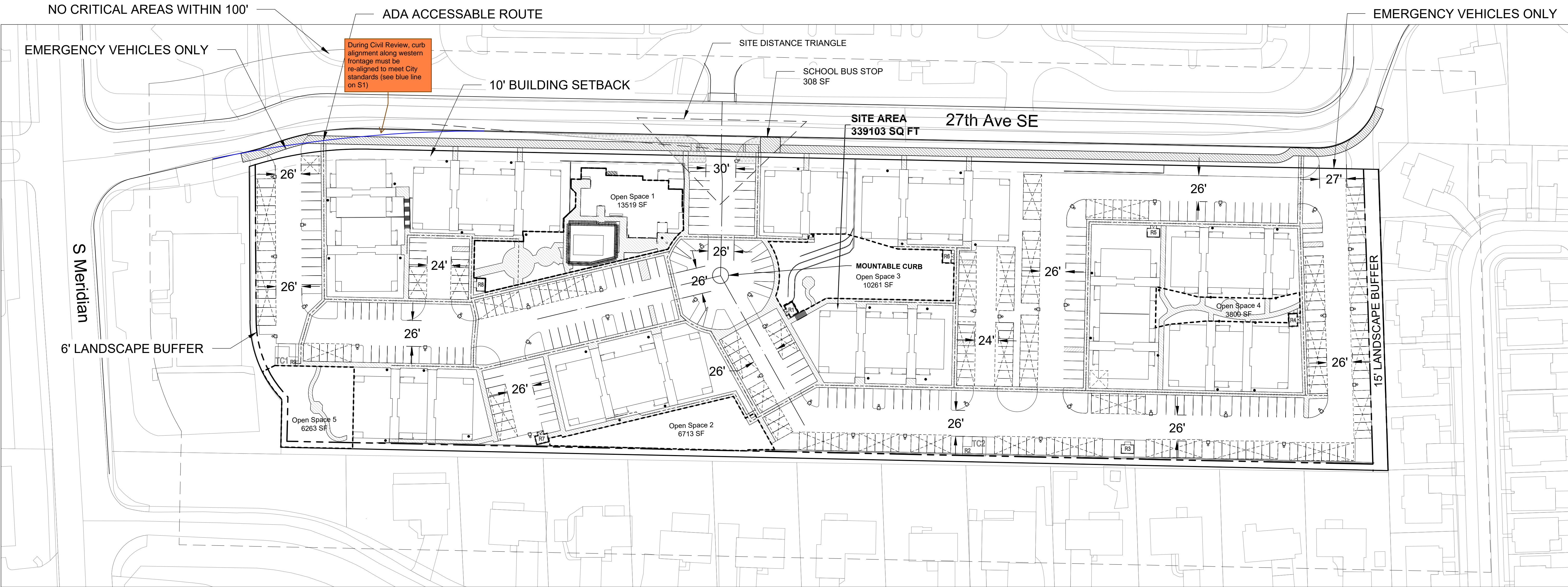


BRADLEY HEIGHTS



NOTES:

378 TOTAL PARKING SPACES

378/1.5 PARKING SPOTS

233 UNITS PROPOSED

158 COMPACT PARKING SPOTS

41.80 PERCENT COMPACT

14 OF SPACES TO BE HANDICAP

TOTAL AREA: 339,103 SQ FT
IMPERVIOUS AREA: 268,873 SQ FT
LANDSCAPED AREA: 70,230 SQ FT

EASEMENTS: THERE ARE NO EXISTING EASEMENTS ON SITE

SETBACKS:

NORTH: 10' SETBACK TO BUILDINGS
WEST: 0' BUILDING SETBACK - 6' LANDSCAPE BUFFER
SOUTH: 0' BUILDING SETBACK - 6' LANDSCAPE BUFFER
EAST: 25' BUILDING SETBACK - 15' LANDSCAPE BUFFER

LEGEND

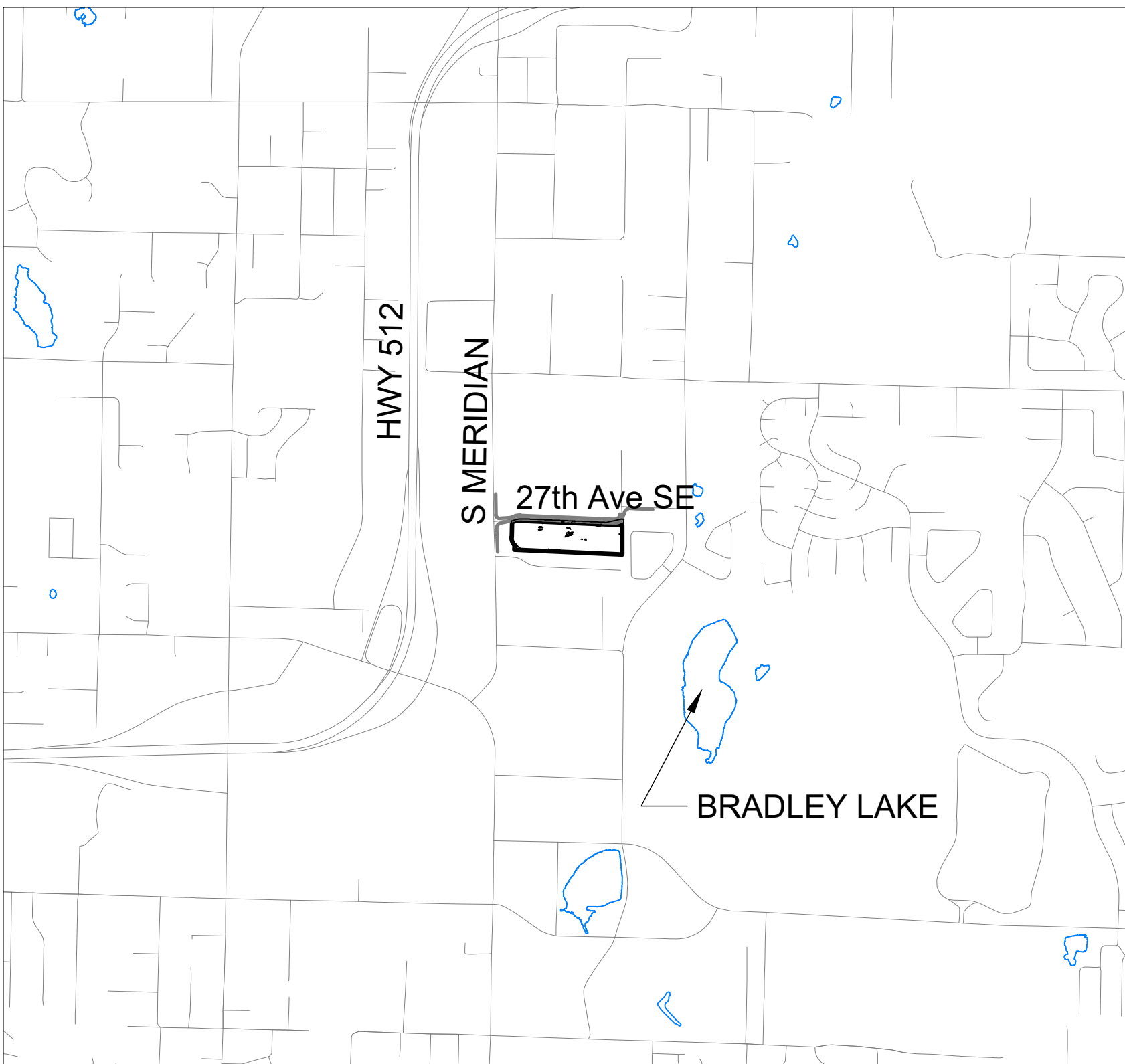

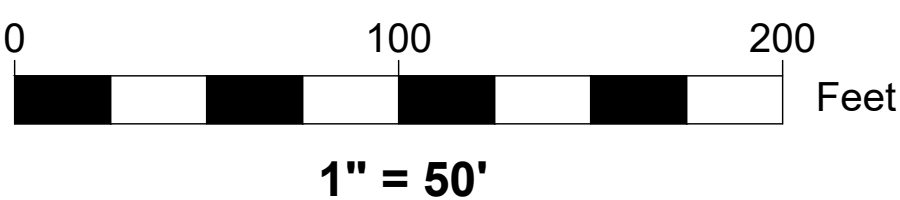
- OPEN SPACE BOUNDARY
- - - - - SITE DISTANCE TRIANGLES
- ▨ SITE DISTANCE HEIGHT RESTRICTED AREA

Open Space

1	13519 SF
2	6713 SF
3	10261 SF
4	3800 SF
5	6263 SF

Total 40556 SF

Required 33010 SF
Excess 7546 SF



VICINITY MAP
1" = 1/4 Mile



REVISION	DATE
1	
2	
3	
4	
5	
6	
7	
8	
9	
10	

JOB NO. 3527
DESIGNED BY/ECG
DRAWN BY/ECG
CHECKED BY/ECG
APPROVED BY/Paul Green

AZURE GREEN
CONSULTANTS
+ feasibility + planning + engineering + surveying
409 East Pioneer, Suite A - Puyallup, WA 98372 Phone: 253.770.3144 Fax: 253.770.3142

BRADLEY HEIGHTS
Azure Green Consultants
409 East Pioneer, Puyallup, WA 98372
Phone (253) 770-3144

DRAWING
S1
SHEET 1
OF 3